

**IN THE UNITED STATES DISTRICT COURT
FOR THE NORTHERN DISTRICT OF ALABAMA
SOUTHERN DIVISION**

| | | |
|--|---|------------------------|
| BOBBY SINGLETON, <i>et al.</i>, |) | |
| |) | |
| Plaintiffs, |) | |
| |) | |
| WES ALLEN, <i>et al.</i> |) | No.: 2:21-cv-01291-AMM |
| |) | |
| Defendants. |) | |
| |) | |

SINGLETON PLAINTIFFS' EXHIBIT LIST

Pursuant to the Court's August 5, 2023 Order, *Singleton* Plaintiffs identify the following exhibits they plan to use during the remedial and preliminary injunction hearings:

| Ex. No. | Description |
|----------------|---|
| 1 | 1992 Plan Map |
| 2 | 2001 Plan Map |
| 3 | 2011 Plan Map |
| 4 | 2021 Plan Map |
| 5 | 2023 Plan Maps and Demographics |
| 6 | Singleton Plan Maps and Demographics |
| 7 | Smitherman Plan Maps and Demographics |
| 8 | Caster/Milligan Remedial Plan Maps and Demographics |
| 9 | Precinct-level Detail Map of the Southern Border of the 2023 Plan CD7 in Jefferson County |
| 10 | Precinct-level Detail Map of the Northern Border of the 2023 Plan CD7 in Jefferson County |

| Ex. No. | Description |
|----------------|---|
| 11 | Caster/Milligan Letter to Legislative Committee on Reapportionment and Dorman Walker dated June 26, 2023 |
| 12 | Caster/Milligan Letter to Dorman Walker dated July 11, 2023 |
| 13 | Jim Blacksher Letter to Dorman Walker dated July 12, 2023 |
| 14 | Steve Marshall Letter to Dorman Walker dated July 13, 2023 |
| 15 | Caster/Milligan Letter to Dorman Walker dated July 17, 2023 |
| 16 | Summary of Prior Election Results Submitted by Senator Smitherman at the Special Session |
| 17 | Article from al.com – Disqualified Jefferson County Judicial Candidate Still Gets Most Votes (November 7, 2018) |
| 18 | Andrews Voter Registration Information from Secretary of State |
| 19 | Singleton Voter Registration Information from Secretary of State |
| 20 | Slay Voter Registration Information from Secretary of State |
| 21 | Smitherman Voter Registration Information from Secretary of State |
| 22 | Walker Voter Registration Information from Secretary of State |
| 23 | CLC Map 1 from Legislature Website |
| 24 | 2012 Certified Election Results (Statewide Offices Only) |
| 25 | 2014 Certified Election Results (Statewide Offices Only) |
| 26 | 2016 Certified Election Results (Statewide Offices Only) |
| 27 | 2017 Certified Election Results (Statewide Offices Only) |
| 28 | 2018 Certified Election Results (Statewide Offices Only) |
| 29 | 2020 Certified Election Results (Statewide Offices Only) |
| 30 | 2022 Certified Election Results (Statewide Offices Only) |

Dated: August 9, 2023

Respectfully submitted,

/s/ Henry C. Quillen

Henry C. Quillen

(admitted *pro hac vice*)

WHATLEY KALLAS, LLP
159 Middle Street, Suite 2C
Portsmouth, NH 03801
Tel: (603) 294-1591
Fax: (800) 922-4851
Email: hquillen@whatleykallas.com

Joe R. Whatley, Jr.
W. Tucker Brown
WHATLEY KALLAS, LLP
2001 Park Place North
1000 Park Place Tower
Birmingham, AL 35203
Tel: (205) 488-1200
Fax: (800) 922-4851
Email: jwhatley@whatleykallas.com
tbrown@whatleykallas.com

/s/ James Uriah Blacksher

James Uriah Blacksher
825 Linwood Road
Birmingham, AL 35222
Tel: (205) 612-3752
Fax: (866) 845-4395
Email: jublacksher@gmail.com

Myron Cordell Penn
PENN & SEABORN, LLC
1971 Berry Chase Place
Montgomery, AL 36117
Tel: (334) 219-9771
Email: myronpenn28@hotmail.com

Diandra “Fu” Debrosse Zimmermann
Eli Hare
DICELLO LEVITT GUTZLER
420 20th Street North, Suite 2525
Birmingham, AL 35203
Tel.: (205) 855.5700

Email: fu@dicellolevitt.com
ehare@dicellolevitt.com

U.W. Clemon
U.W. Clemon, LLC
Renasant Bank Building
2001 Park Place North, Tenth Floor
Birmingham, AL 35203
Tel.: (205) 506-4524
Fax: (205) 538-5500
Email: uwclemon1@gmail.com

Edward Still
2501 Cobblestone Way
Birmingham, AL 35226
Tel: (205) 335-9652
Fax: (205) 320-2882
Email: edwardstill@gmail.com

Counsel for Singleton Plaintiffs

Exhibit 1

1992 Congressional Districts

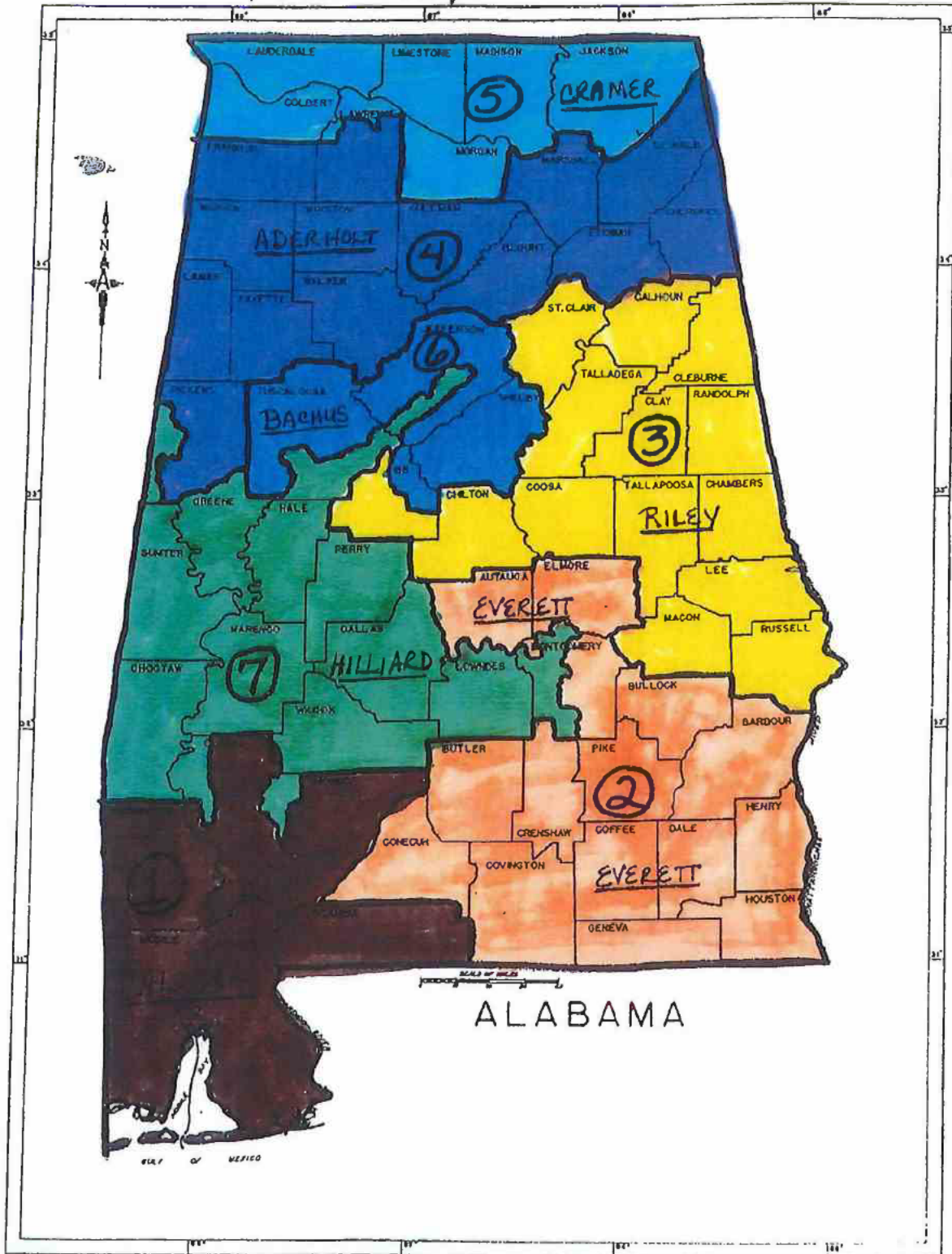


Exhibit 2

Exhibit 3

2011 Congressional Districts

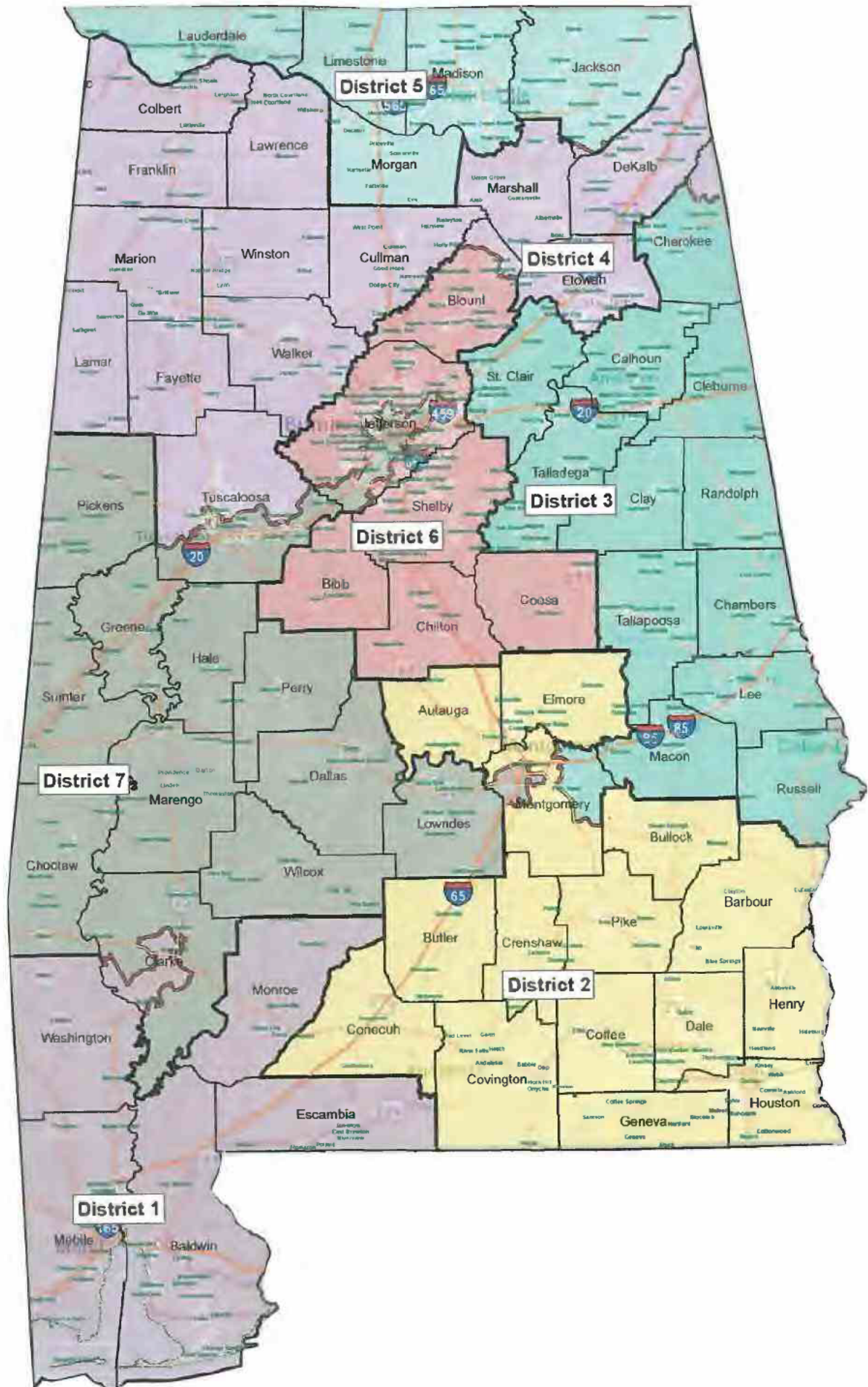
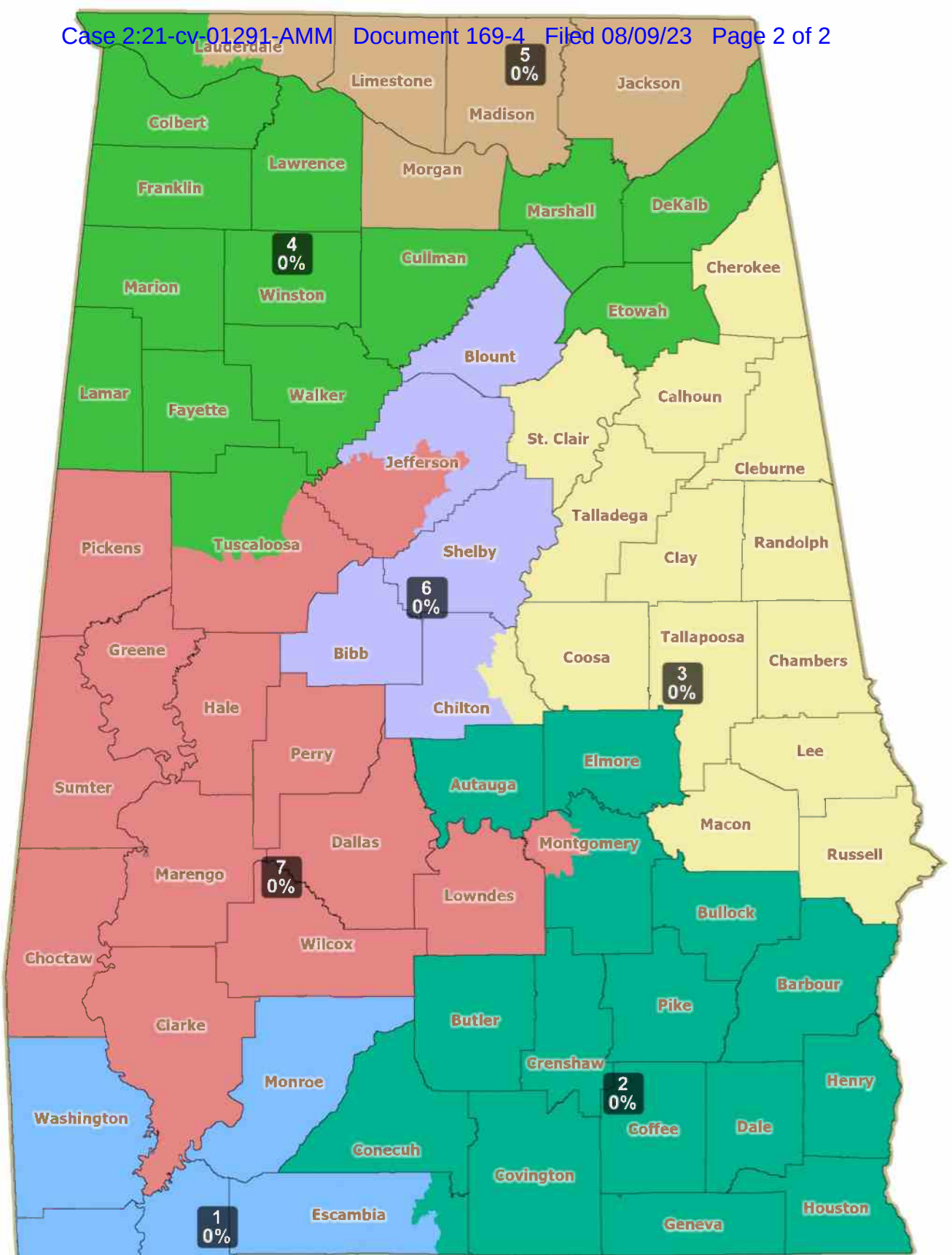


Exhibit 4



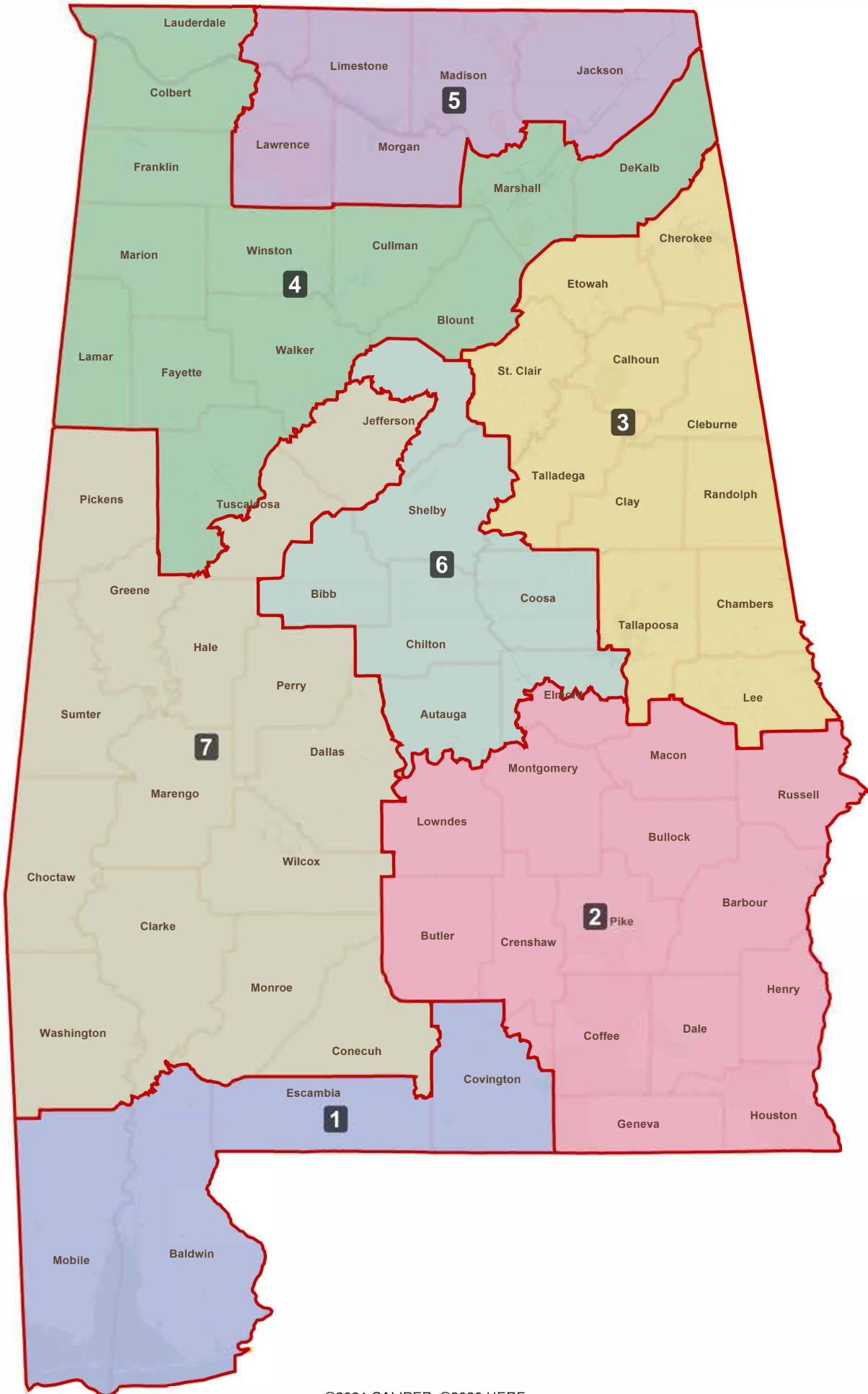
**Reapportionment Committee
Draft Plan 10-25**

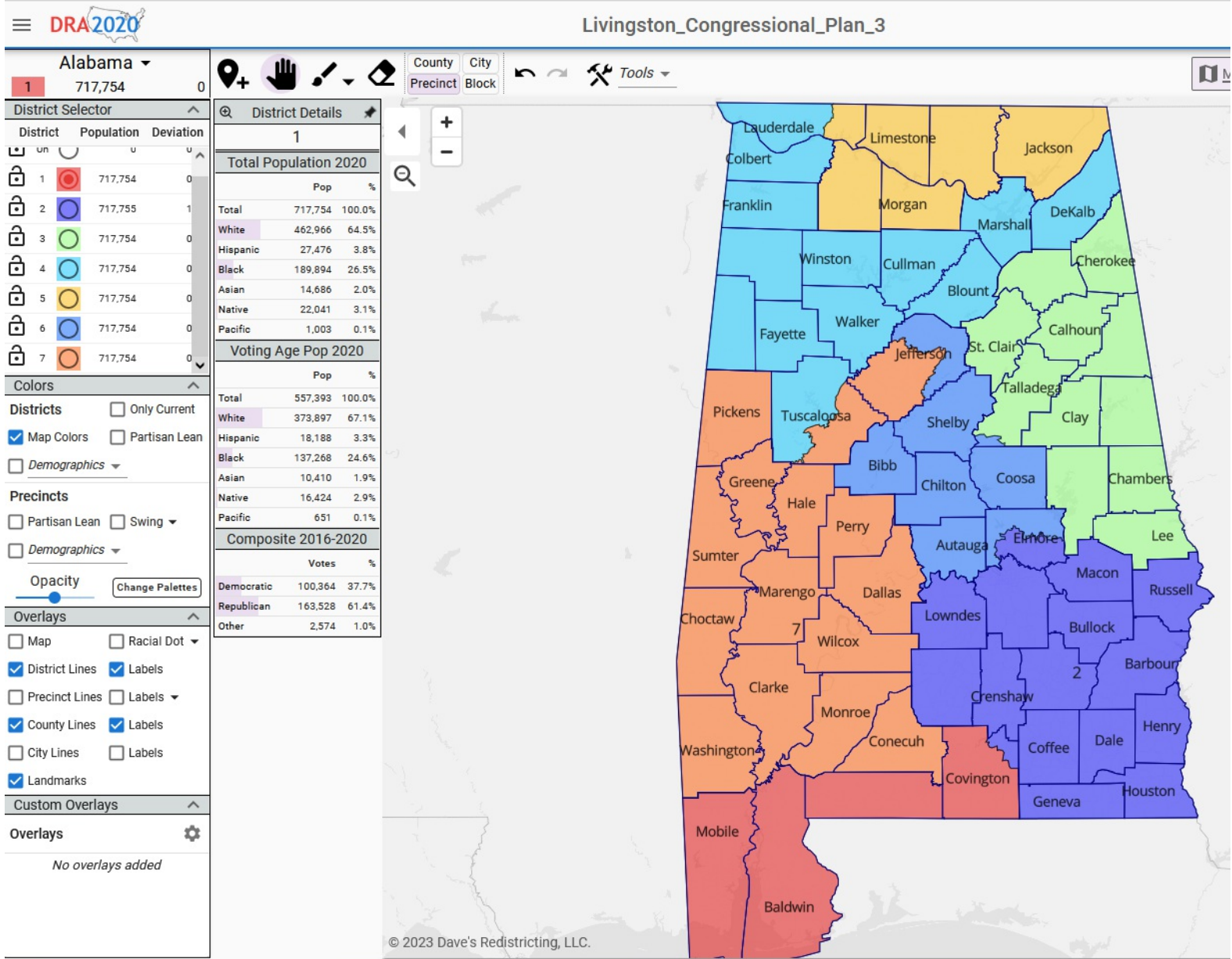
| | | | |
|---|---|---|---|
| 1 | 2 | 3 | 4 |
| 5 | 6 | 7 | |



















Act 2021-555 map

Exhibit 5

Livingston Congressional Plan 3-2023





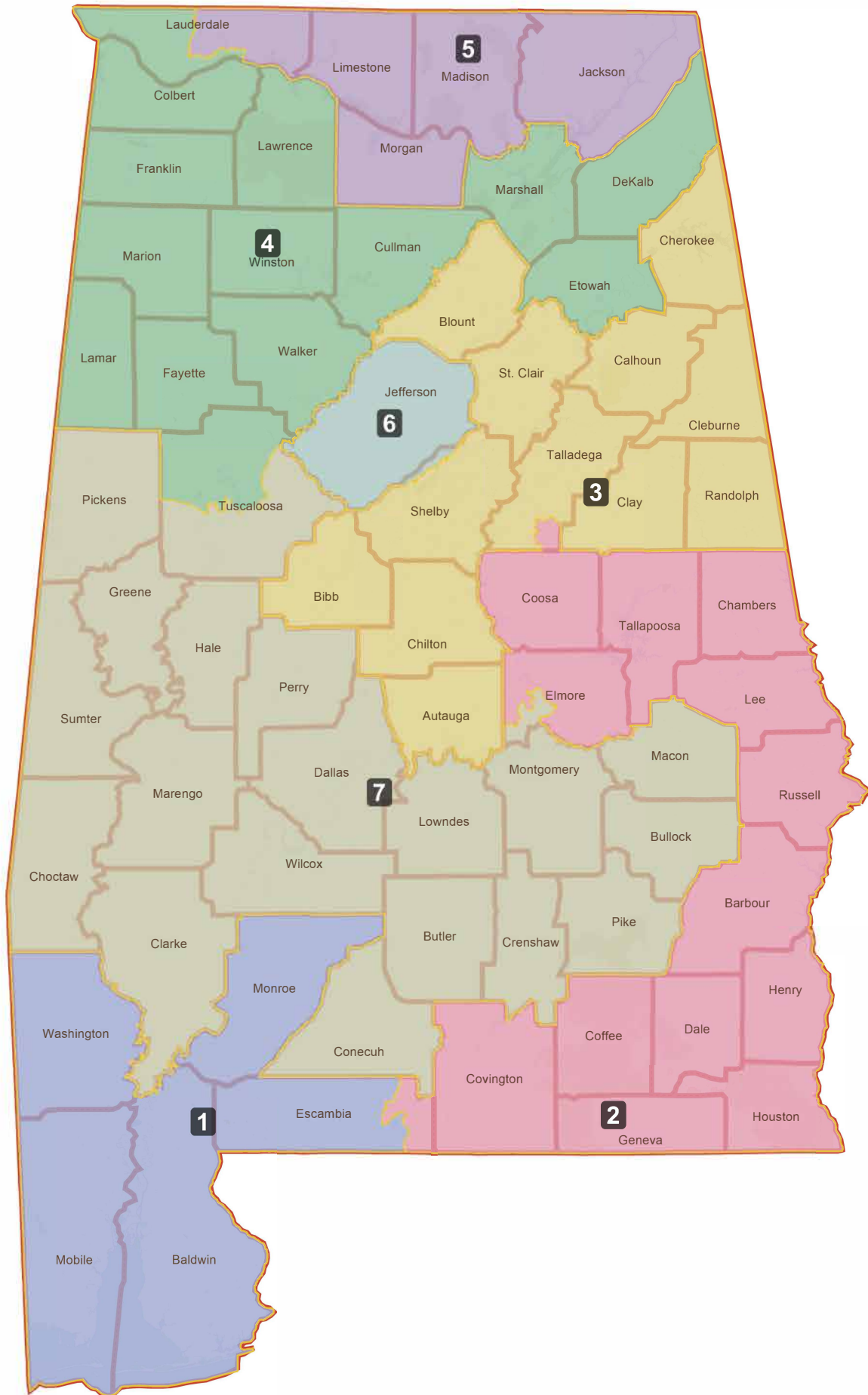
| Population | | | Shapes | | Partisan Lean | | | Demographics (VAP) | | | | | | | DOWNLOAD |
|------------|----------------|-----------|---|---|---------------|---------------|--------------|--------------------|---------------|---------------|--------------|--------------|--------------|-------------|--------------|
| ID ↑ | Total | +/- |  |  | Dem | Rep | Oth | Total | White | Minority | Hispanic | Black | Asian | Native | Pacific |
| Un | 0 | | | | 0% | 0% | 0% | 0 | 0% | 0% | 0% | 0% | 0% | 0% | 0% |
| 1 | 717,754 | -0% |  |  | 37.66% | 61.37% | 0.97% | 557,393 | 67.08% | 32.92% | 3.26% | 24.63% | 1.87% | 2.95% | 0.12% |
| 2 | 717,755 | 0% |  |  | 47.11% | 52.18% | 0.71% | 559,067 | 52.5% | 47.5% | 3.74% | 39.93% | 2.21% | 1.9% | 0.17% |
| 3 | 717,754 | -0% |  |  | 31.89% | 67.2% | 0.91% | 564,595 | 71.76% | 28.24% | 3.12% | 20.7% | 2.12% | 2.26% | 0.1% |
| 4 | 717,754 | -0% |  |  | 21.95% | 77.24% | 0.81% | 555,217 | 82.83% | 17.17% | 6.1% | 7.22% | 0.83% | 3.11% | 0.1% |
| 5 | 717,754 | -0% |  |  | 37.97% | 60.49% | 1.54% | 560,406 | 70.27% | 29.73% | 5.3% | 18.33% | 2.51% | 3.63% | 0.18% |
| 6 | 717,754 | -0% |  |  | 34.94% | 63.69% | 1.37% | 552,230 | 71.65% | 28.35% | 4.68% | 19.26% | 2.19% | 2.12% | 0.1% |
| 7 | 717,754 | -0% |  |  | 63.66% | 35.66% | 0.68% | 568,258 | 42.7% | 57.3% | 3.66% | 50.65% | 1.67% | 1.58% | 0.11% |
| | 717,754 | 0% |  |  | 39.62% | 59.38% | 1.01% | 559,595 | 65.47% | 34.53% | 4.26% | 25.9% | 1.91% | 2.5% | 0.12% |

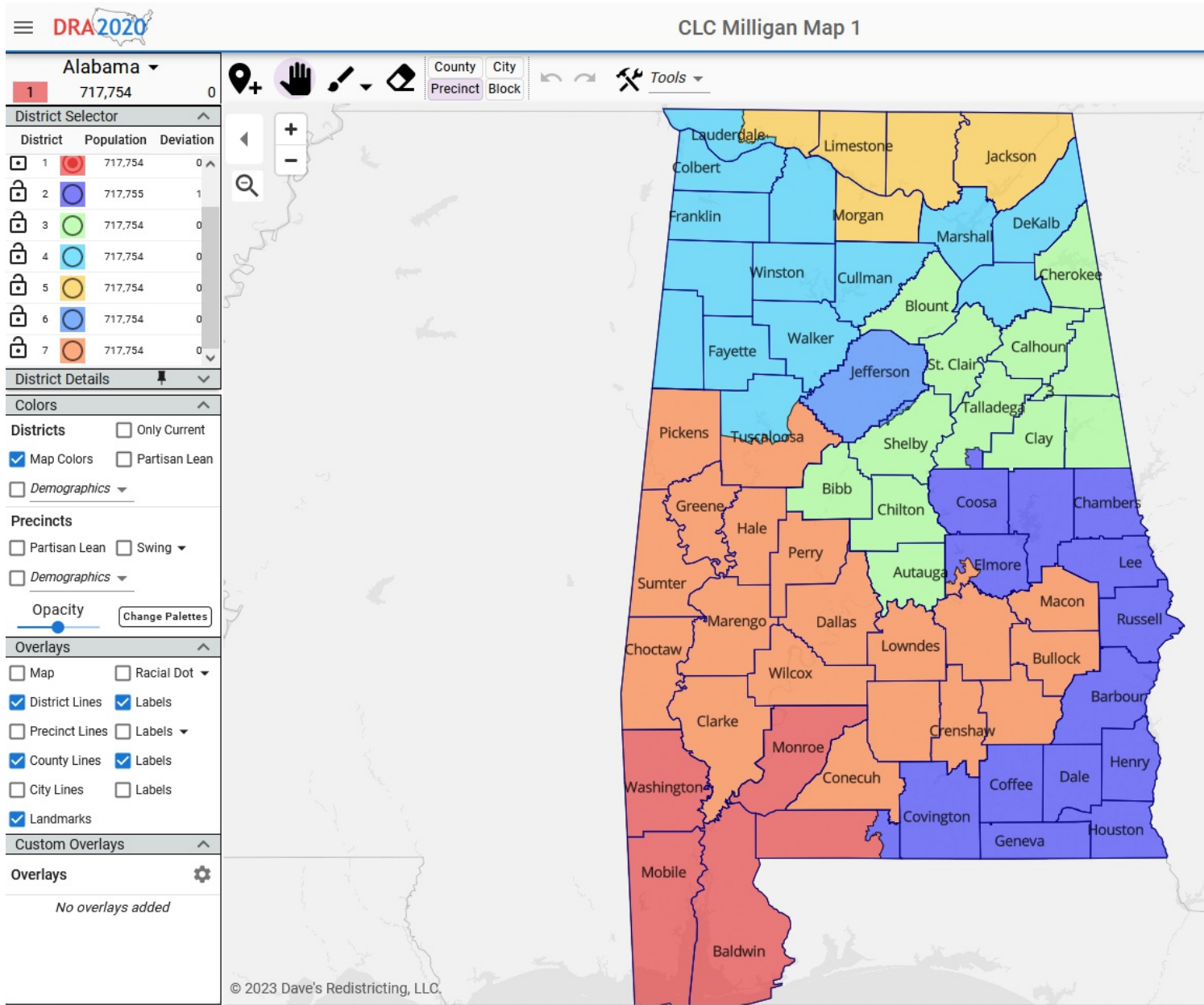
- Notes**
- Precinct Shapes: Census 2020
 - Total Population: Census 2020
 - Voting Age Population: Census 2020
 - Election Result: Composite of 2016 Pres, 2020 Pres, 2017 Sen, 2020 Sen, 2018 Gov, 2018 AG
 - The 0% population deviation is within the 0.75% threshold tolerated by the courts.
 - Five districts lean Republican, one leans Democratic, and one falls in the 45–55% competitive range.
 - There is one majority-minority district.

[Back to top](#)

Exhibit 6

Singleton Congressional Plan 1-2023



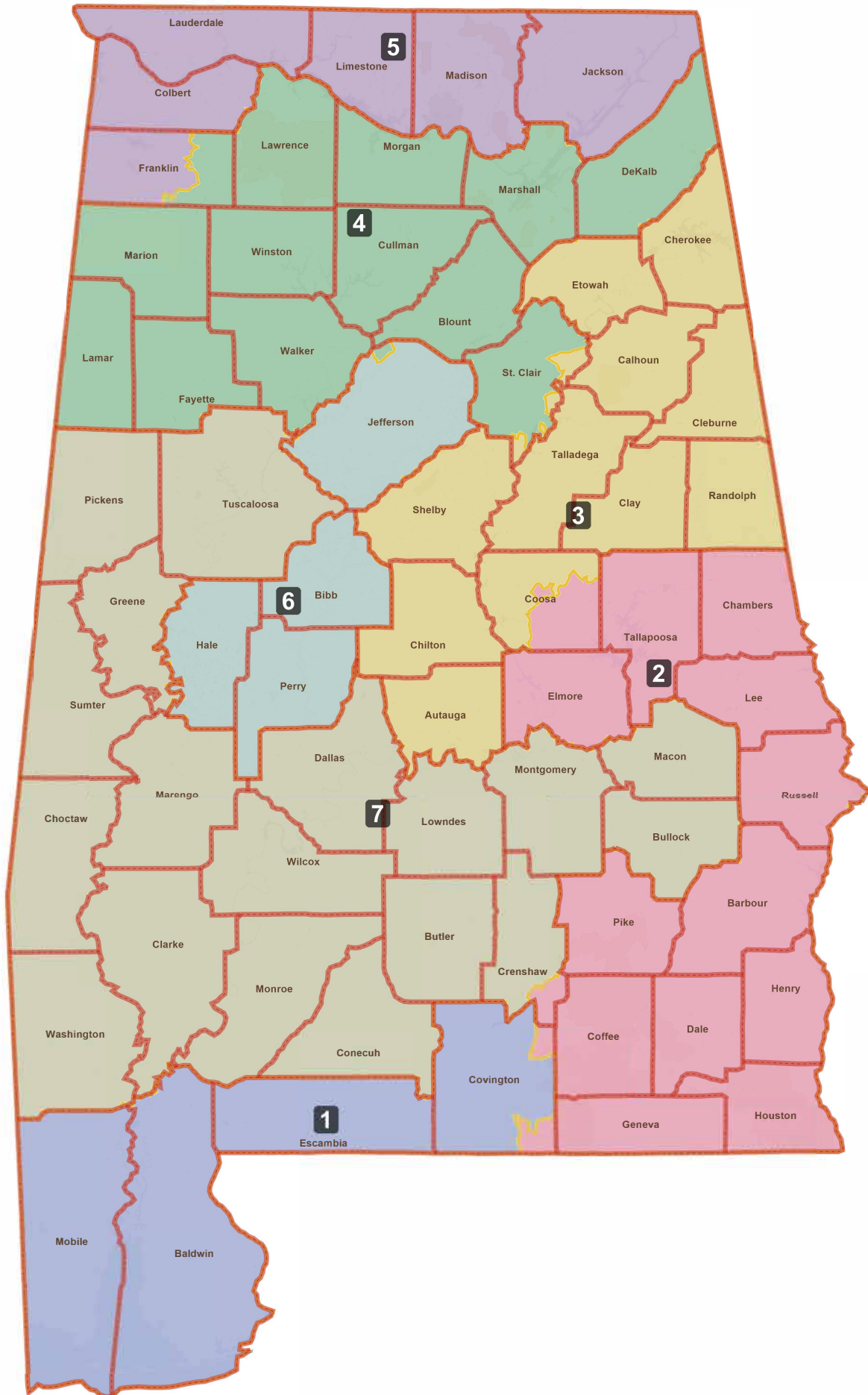


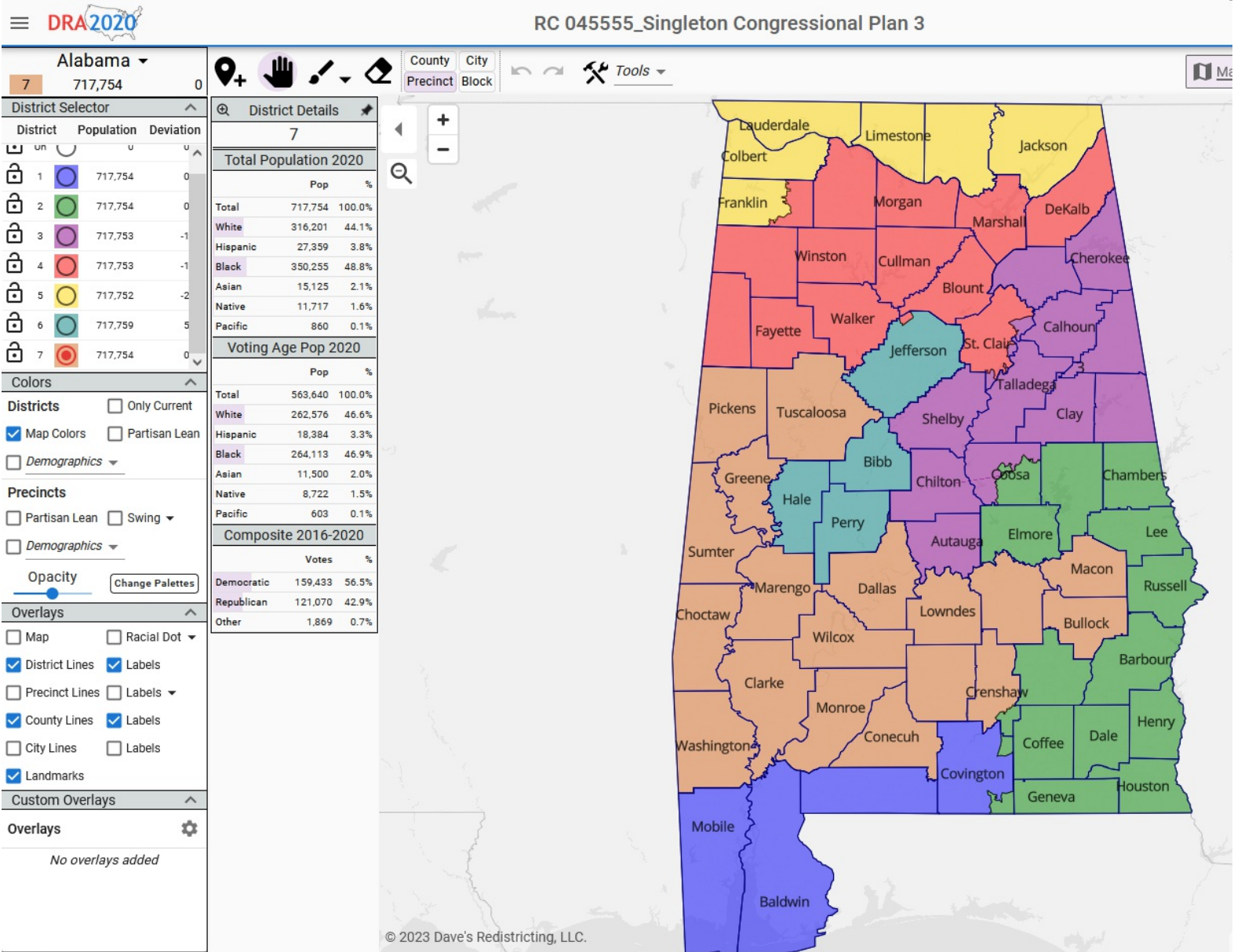
| Population | | | Shapes | | Partisan Lean | | | Demographics (VAP) | | | | | | | DOWNLOAD |
|------------|----------------|-----------|--------|---|---------------|---------------|--------------|--------------------|---------------|---------------|--------------|--------------|--------------|-------------|--------------|
| ID ↑ | Total | +/- | | | Dem | Rep | Oth | Total | White | Minority | Hispanic | Black | Asian | Native | Pacific |
| Un | 0 | | | | 0% | 0% | 0% | 0 | 0% | 0% | 0% | 0% | 0% | 0% | 0% |
| 1 | 717,754 | -0% | ✓ | ✓ | 38.64% | 60.41% | 0.95% | 557,535 | 66% | 34% | 3.23% | 25.61% | 1.85% | 3.11% | 0.12% |
| 2 | 717,755 | 0% | ✓ | ✓ | 33.31% | 65.85% | 0.84% | 558,939 | 66.71% | 33.29% | 3.84% | 24.92% | 2.39% | 2.23% | 0.16% |
| 3 | 717,754 | -0% | ✓ | ✓ | 26.21% | 72.85% | 0.95% | 554,849 | 76.41% | 23.59% | 4.34% | 15.46% | 1.19% | 2.42% | 0.11% |
| 4 | 717,754 | -0% | ✓ | ✓ | 22.36% | 76.85% | 0.79% | 556,133 | 82.41% | 17.59% | 5.66% | 7.7% | 0.82% | 3.52% | 0.09% |
| 5 | 717,754 | -0% | ✓ | ✓ | 37.92% | 60.51% | 1.57% | 561,187 | 70.89% | 29.11% | 5.28% | 18.06% | 2.53% | 3.27% | 0.18% |
| 6 | 717,754 | -0% | ✓ | ✓ | 56.53% | 42.23% | 1.24% | 561,773 | 52.07% | 47.93% | 4.25% | 39.61% | 2.53% | 1.68% | 0.1% |
| 7 | 717,754 | -0% | ✓ | ✓ | 59.13% | 40.22% | 0.65% | 566,750 | 44.31% | 55.69% | 3.23% | 49.38% | 2.06% | 1.33% | 0.11% |
| | 717,754 | 0% | ✓ | ✓ | 39.62% | 59.38% | 1.01% | 559,595 | 65.47% | 34.53% | 4.26% | 25.9% | 1.91% | 2.5% | 0.12% |

- Notes**
- The 0% population deviation is within the 0.75% threshold tolerated by the courts.
 - Five districts lean Republican, two lean Democratic, and none fall in the 45–55% competitive range.
 - There is one majority-minority district.

Exhibit 7

Smitherman Congressional Plan 1-2023







RC 045555_Singleton Congressional Plan 3



[Statistics](#)
[Notes](#)

[Map](#)
[Statistics](#)
[Analyze](#)
[Compare](#)
[Advanced](#)

| Population | | | Shapes | | Partisan Lean | | | Demographics (VAP) | | | | | | | DOWNLOAD |
|------------|----------------|-----------|--------|--|---------------|---------------|--------------|--------------------|---------------|---------------|--------------|--------------|--------------|-------------|--------------|
| ID ↑ | Total | +/- | | | Dem | Rep | Oth | Total | White | Minority | Hispanic | Black | Asian | Native | Pacific |
| Un | 0 | | | | 0% | 0% | 0% | 0 | 0% | 0% | 0% | 0% | 0% | 0% | 0% |
| 1 | 717,754 | -0% | | | 37.64% | 61.39% | 0.97% | 557,363 | 67.12% | 32.88% | 3.26% | 24.6% | 1.87% | 2.94% | 0.12% |
| 2 | 717,754 | -0% | | | 34.67% | 64.47% | 0.86% | 560,557 | 65.2% | 34.8% | 3.93% | 26.28% | 2.47% | 2.22% | 0.16% |
| 3 | 717,753 | -0% | | | 29.43% | 69.54% | 1.03% | 558,417 | 74.66% | 25.34% | 4.12% | 17.2% | 1.55% | 2.37% | 0.11% |
| 4 | 717,753 | -0% | | | 18.64% | 80.57% | 0.8% | 553,825 | 83.28% | 16.72% | 6.26% | 6.03% | 0.71% | 3.67% | 0.1% |
| 5 | 717,752 | -0% | | | 39.13% | 59.33% | 1.54% | 562,459 | 71.21% | 28.79% | 4.86% | 18.34% | 2.51% | 3.16% | 0.17% |
| 6 | 717,759 | 0% | | | 57.87% | 40.99% | 1.15% | 560,905 | 50.59% | 49.41% | 4.14% | 41.59% | 2.21% | 1.65% | 0.1% |
| 7 | 717,754 | -0% | | | 56.46% | 42.88% | 0.66% | 563,640 | 46.59% | 53.41% | 3.26% | 46.86% | 2.04% | 1.55% | 0.11% |
| | 717,754 | 0% | | | 39.62% | 59.38% | 1.01% | 559,595 | 65.47% | 34.53% | 4.26% | 25.9% | 1.91% | 2.5% | 0.12% |

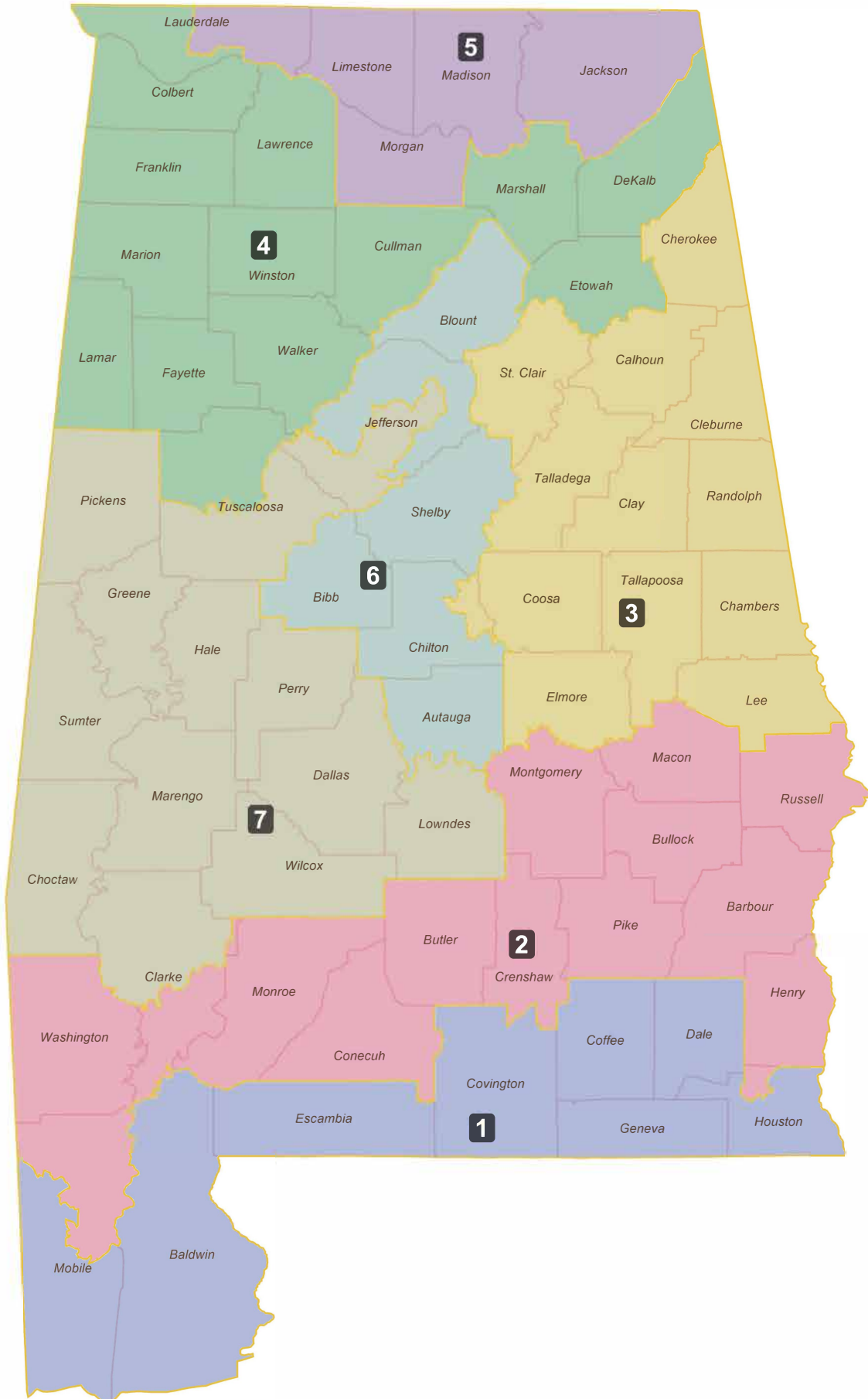
Notes

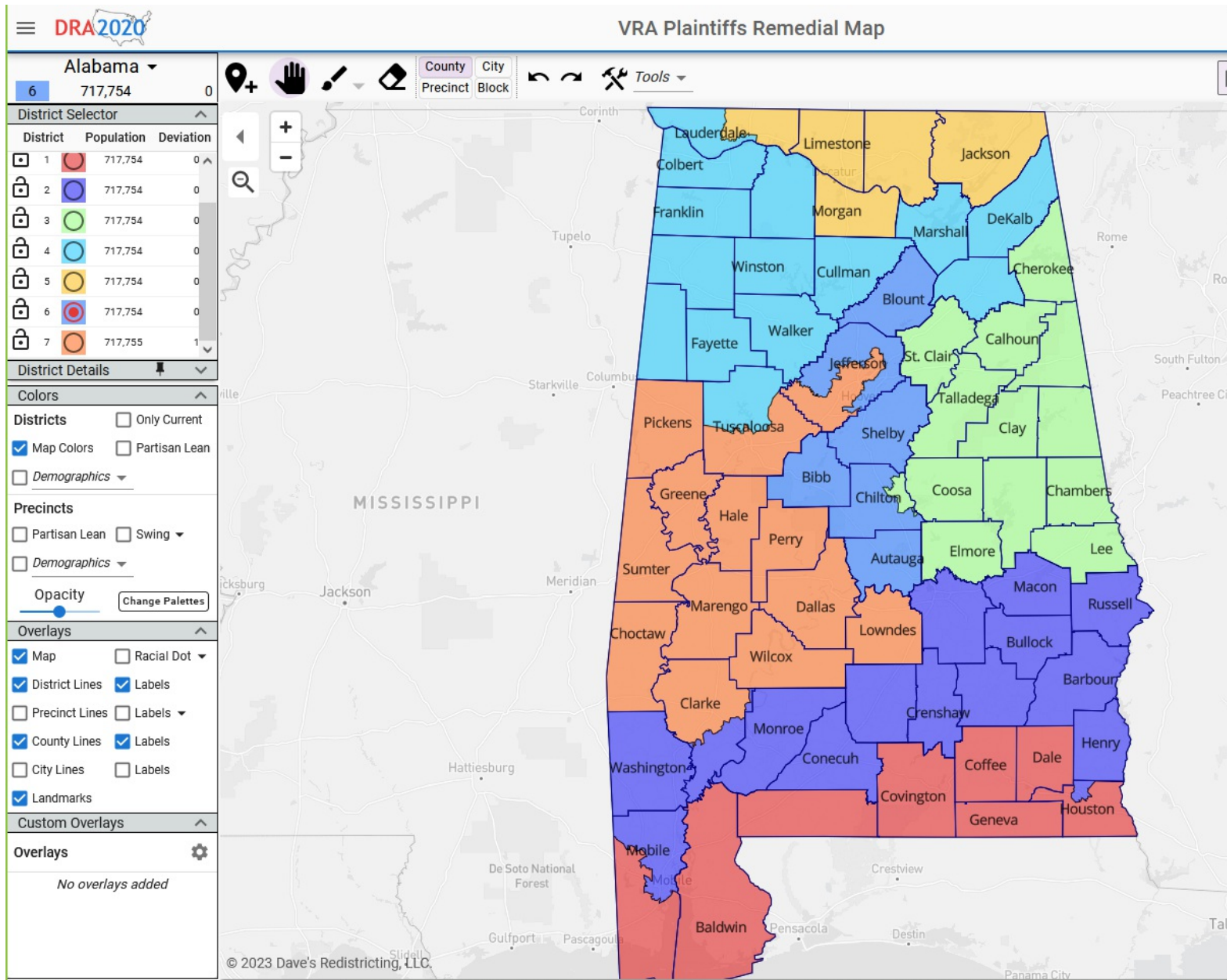
- Precinct Shapes: Census 2020
- Total Population: Census 2020
- Voting Age Population: Census 2020
- Election Result: Composite of 2016 Pres, 2020 Pres, 2017 Sen, 2020 Sen, 2018 Gov, 2018 AG
- District 2 may not be contiguous.
- The 0% population deviation is within the 0.75% threshold tolerated by the courts.
- Five districts lean Republican, two lean Democratic, and none fall in the 45–55% competitive range.
- There is one majority-minority district.



















[Back to top](#)

Exhibit 8

Figures Congressional Plan 1-2023





| Population | | | Shapes | | Partisan Lean | | | Demographics (VAP) | | | | | | | DOWNLOAD |
|------------|----------------|-----------|---|---|---------------|---------------|--------------|--------------------|---------------|---------------|--------------|--------------|--------------|-------------|--------------|
| ID ↑ | Total | +/- |  |  | Dem | Rep | Oth | Total | White | Minority | Hispanic | Black | Asian | Native | Pacific |
| Un | 0 | | | | 0% | 0% | 0% | 0 | 0% | 0% | 0% | 0% | 0% | 0% | 0% |
| 1 | 717,754 | -0% |  |  | 26.34% | 72.71% | 0.94% | 558,142 | 75.87% | 24.13% | 4% | 14.92% | 1.98% | 2.98% | 0.15% |
| 2 | 717,754 | -0% |  |  | 58.07% | 41.23% | 0.7% | 557,855 | 43.23% | 56.77% | 2.91% | 50.08% | 2.06% | 2.05% | 0.13% |
| 3 | 717,754 | -0% |  |  | 31.7% | 67.41% | 0.89% | 565,115 | 71.14% | 28.86% | 2.95% | 21.56% | 2.1% | 2.15% | 0.11% |
| 4 | 717,754 | -0% |  |  | 22.36% | 76.85% | 0.79% | 556,133 | 82.41% | 17.59% | 5.66% | 7.7% | 0.82% | 3.52% | 0.09% |
| 5 | 717,754 | -0% |  |  | 37.92% | 60.51% | 1.57% | 561,187 | 70.89% | 29.11% | 5.28% | 18.06% | 2.53% | 3.27% | 0.18% |
| 6 | 717,754 | -0% |  |  | 31.55% | 67.02% | 1.43% | 554,731 | 76.15% | 23.85% | 4.99% | 14.13% | 2.34% | 2.23% | 0.1% |
| 7 | 717,755 | 0% |  |  | 67.68% | 31.66% | 0.67% | 564,003 | 38.89% | 61.11% | 4.04% | 54.5% | 1.56% | 1.35% | 0.11% |
| | 717,754 | 0% |  |  | 39.62% | 59.38% | 1.01% | 559,595 | 65.47% | 34.53% | 4.26% | 25.9% | 1.91% | 2.5% | 0.12% |

- Notes**
- Precinct Shapes: Census 2020
 - Total Population: Census 2020
 - Voting Age Population: Census 2020
 - Election Result: Composite of 2016 Pres, 2020 Pres, 2017 Sen, 2020 Sen, 2018 Gov, 2018 AG
 - The 0% population deviation is within the 0.75% threshold tolerated by the courts.
 - Five districts lean Republican, two lean Democratic, and none fall in the 45–55% competitive range.
 - There are two majority-minority districts.

Exhibit 9

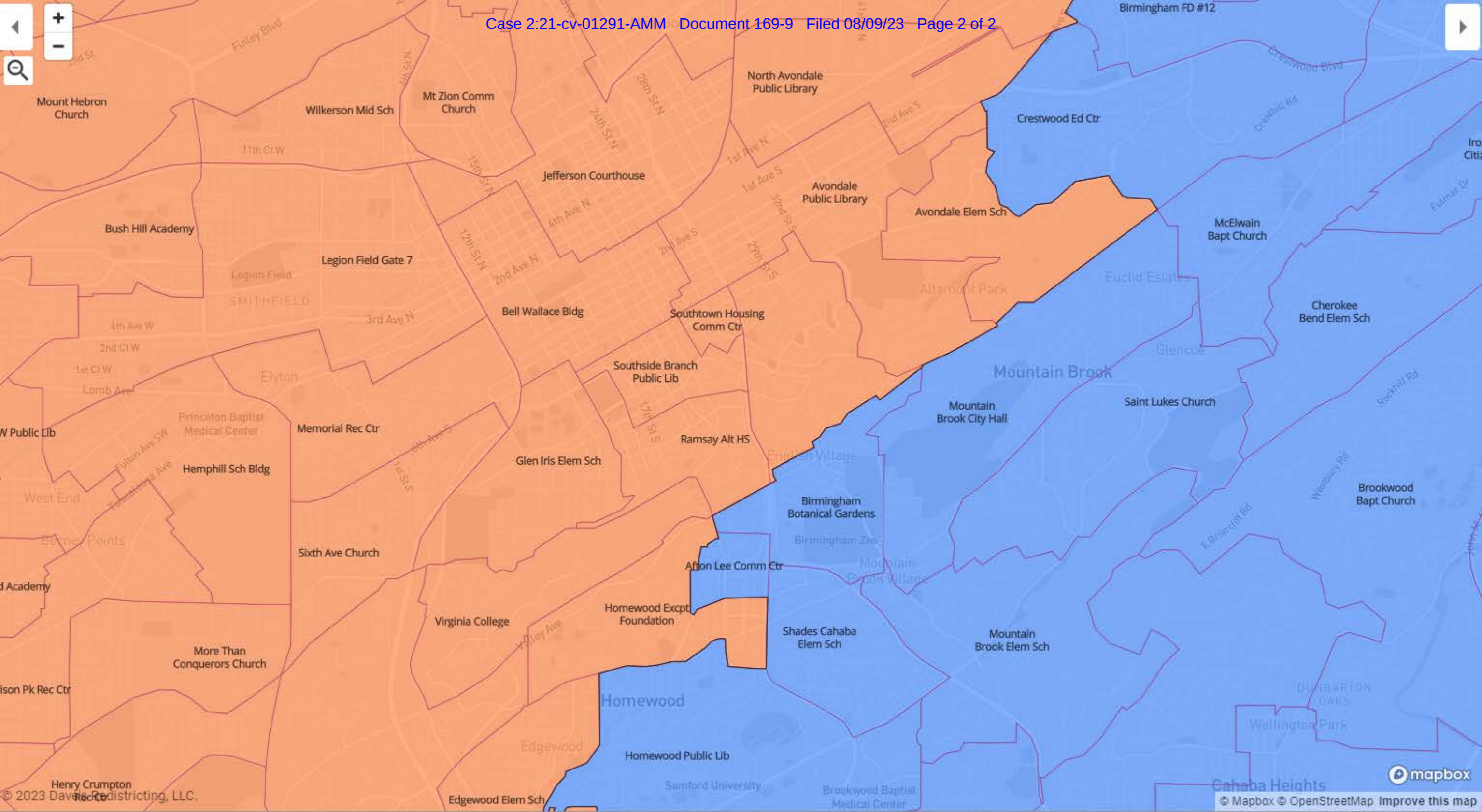


Exhibit 10

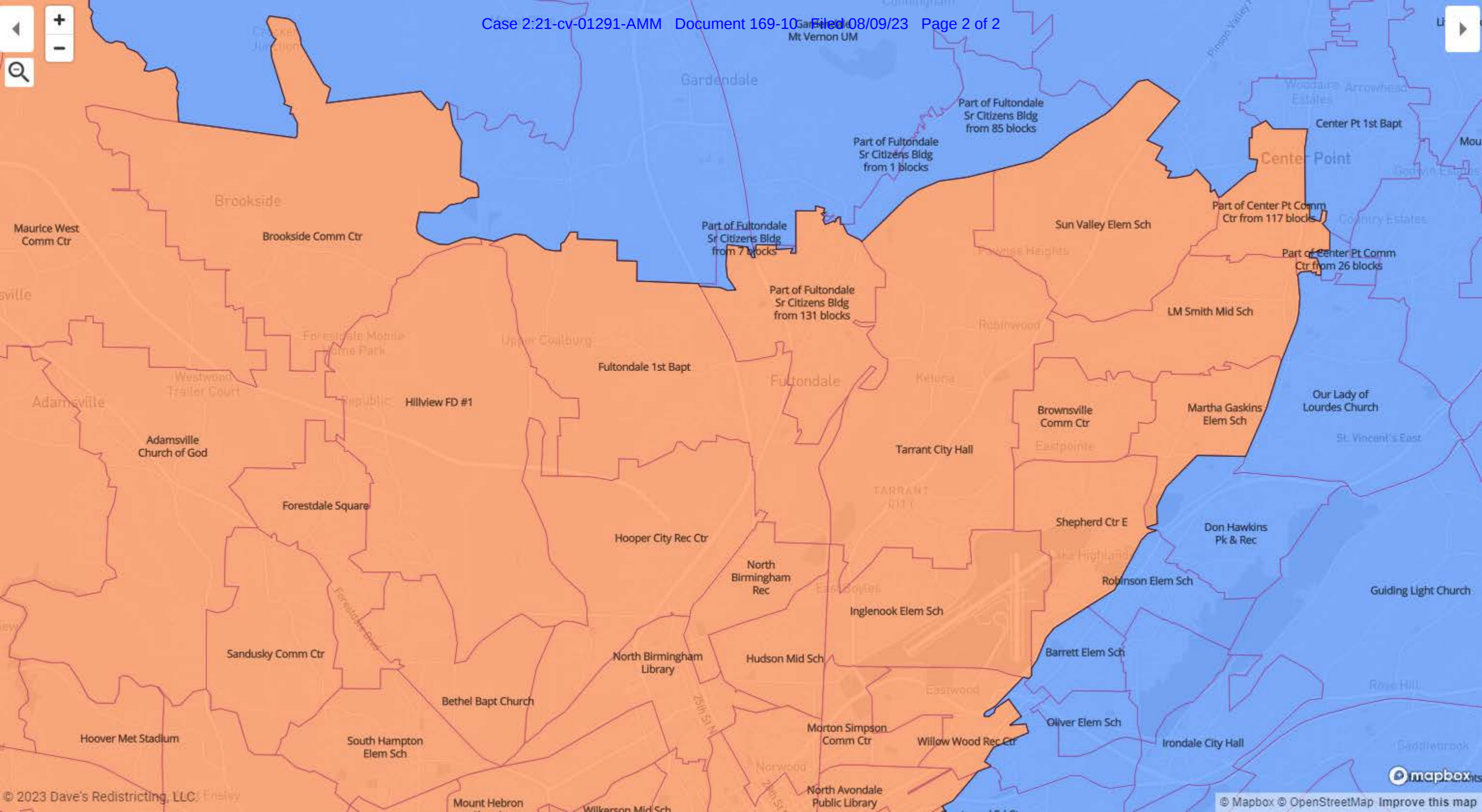


Exhibit 11

June 26, 2023

Sent via email

Legislative Committee on Reapportionment
Room 303, State House
11 South Union Street
Montgomery, Alabama 36130
district@al-legislature.gov

Dorman Walker
Counsel for the Committee Chairs
445 Dexter Avenue, Suite 8000
Montgomery, AL 36104-3864
dwalker@balch.com

Re: VRA Plaintiffs' Remedial Plan

Dear Reapportionment Committee Members,

Evan Milligan, Shalela Dowdy, Letetia Jackson, Khadidah Stone, Greater Birmingham Ministries, and the Alabama State Conference of the NAACP (collectively, the “*Milligan Plaintiffs*”) and Marcus Caster, Lakeisha Chestnut, Bobby L. Dubose, Benjamin Jones, Rodney A. Love, Manasseh Powell, Ronald Smith, and Wendell Thomas (collectively, the “*Caster Plaintiffs*”) jointly submit the attached remedial plan.

As you know, on June 8, 2023, the Supreme Court of the United States ruled in favor of both the *Milligan* and *Caster* Plaintiffs in holding that Alabama’s 2021 congressional redistricting plan (“HB1”) violated Section 2 of the Voting Rights Act (“VRA”). No other group of Plaintiffs has successfully challenged HB1. Because the Alabama Legislature’s enactment of this plan (hereinafter, the “VRA Plaintiffs’ Remedial Plan” or “VRA Plan”) would likely resolve the pending lawsuit, we urge the Committee to give careful consideration to our VRA Plan.

In affirming the three-judge district court’s preliminary injunction against HB1, the Supreme Court upheld the district court’s findings that “Black Alabamians enjoy virtually zero success in statewide elections; that political campaigns in Alabama had been characterized by overt or subtle racial appeals; and that Alabama’s extensive history of repugnant racial and voting-related discrimination is undeniable and well documented.”¹ The Court also held that the district court had “faithfully applied our precedents and correctly determined that . . . HB1 violated §2.”²

The Supreme Court also affirmed the findings that “elections in Alabama were racially polarized”; “on average, Black voters supported their candidates of choice with 92.3% of the vote

¹ *Allen v. Milligan*, No. 21–1086, slip op. at 14 (2023) (internal citation and quotation marks omitted).

² *Id.* at 15.

while white voters supported Black-preferred candidates with 15.4% of the vote”; and, according to all the trial experts, racial polarization in Alabama is “intense, very strong, and very clear.”³

Given the extreme degree of racially polarized voting in Alabama, the trial court’s preliminary injunction order, which was upheld by the Supreme Court, emphasized the “practical reality” that “any remedial plan will need to include two districts in which Black voters either comprise a voting-age majority or something quite close to it.”⁴ For this reason, any plan that proposes remedial districts in which Black voters constitute less than “a voting-age majority or something quite close to it” almost certainly will not conform to the district court’s order.⁵

The VRA Plaintiffs’ Remedial Plan carefully adheres to the decisions of both the United States Supreme Court and the federal district court. The VRA Plan contains two districts that “perform” consistently for Black voters in primary and general elections.⁶ It also remedies the cracking of the Black Belt community of interest, identified by the courts, by keeping the eighteen “core” Black Belt counties together within these two remedial districts, does not split Montgomery County or any other core Black Belt county, has zero population deviation, splits only seven counties and only ten precincts,⁷ and is otherwise “guided by the legislative policies underlying [HB1] to the extent those policies do not lead to violations of the Constitution or the Voting Rights Act.”⁸ For instance, Districts 3, 4, 5, 6 and 7 largely maintain the “cores” of those districts as drawn by the Legislature in HB1, and Districts 1 and 2 reflect modest changes necessary to bring Alabama into compliance with the VRA. Indeed, the overall “core retention” percentage of the VRA Plaintiffs’ Remedial Plan is over 80%. In further deference to the Legislature’s past policy choices, the VRA Plan splits Jefferson County in essentially the same manner as HB1 and it splits Mobile County similar to the way in which the Legislature did so in its enacted 2021 State Board of Education plan. Finally, the VRA Plaintiffs’ Remedial Plan is based on the Plaintiffs’ illustrative plans—including “Cooper Illustrative Plan 2” and “Duchin Illustrative Plan A,” which the Supreme Court identified as legally acceptable remedies—but makes specific changes to better reflect legislative choices like limiting the number of county splits and protecting district cores.⁹

For these reasons, the *Milligan* and *Caster* Plaintiffs strongly and respectfully urge the Legislature to adopt our plan. If you have any questions, please contact us through our attorneys.

³ *Id.* at 14 (internal citation and quotation marks omitted).

⁴ *Milligan v. Merrill*, 582 F. Supp. 3d 924, 936 (N.D. Ala. 2022) (three-judge court).

⁵ On behalf of the Secretary of State and the Chairs of this Reapportionment Committee, political scientist Dr. M.V. Hood testified at the preliminary injunction hearing that a “Whole County Plan” or similar plan with a 40% Black “opportunity district” centered on an intact Jefferson County would not provide Black voters with an opportunity to elect their candidate of choice as required by the VRA. *See Milligan*, Doc. 66-4 at 14. And another court recently ordered the division of the county school board into single-member districts to remedy a VRA violation and address persistent racial polarization in Jefferson County. *See Jones v. Jefferson Cnty. Bd. of Educ.*, No. 2:19-cv-01821, 2019 WL 7500528, at *2–4 (N.D. Ala. Dec. 16, 2019).

⁶ *See, e.g., Abbott v. Perez*, 138 S. Ct. 2305, 2332–33 (2018); *Abrams v. Johnson*, 521 U.S. 74, 94 (1997).

⁷ With modest adjustments, the number of precinct or VTD splits in the VRA Plaintiffs’ Plan could be reduced to seven, the same number of VTDs split by HB1.

⁸ *Perry v. Perez*, 565 U.S. 388, 941 (2012) (citation and internal quotation marks omitted).

⁹ *See, e.g., Milligan*, slip op. at 12, 33-34.

Sincerely,

Deuel Ross
Stuart Naifeh
Brittany Carter
Tanner Lockhead
NAACP LEGAL DEFENSE &
EDUCATIONAL FUND, INC.
dross@naacpldf.org

LaTisha Gotell Faulks (ASB-1279-I63J)
AMERICAN CIVIL LIBERTIES
UNION OF ALABAMA
tgfaulks@aclualabama.org

Davin M. Rosborough
Julie Ebenstein
AMERICAN CIVIL LIBERTIES
UNION FOUNDATION
droborough@aclu.org

Sidney M. Jackson (ASB-1462-K40W)
Nicki Lawsen (ASB-2602-C00K)
WIGGINS CHILDS PANTAZIS
FISHER & GOLDFARB, LLC
sjackson@wigginschilds.com

David Dunn
Shelita M. Stewart
Jessica L. Ellsworth
Michael Turrill
HOGAN LOVELLS US LLP
david.dunn@hoganlovells.com

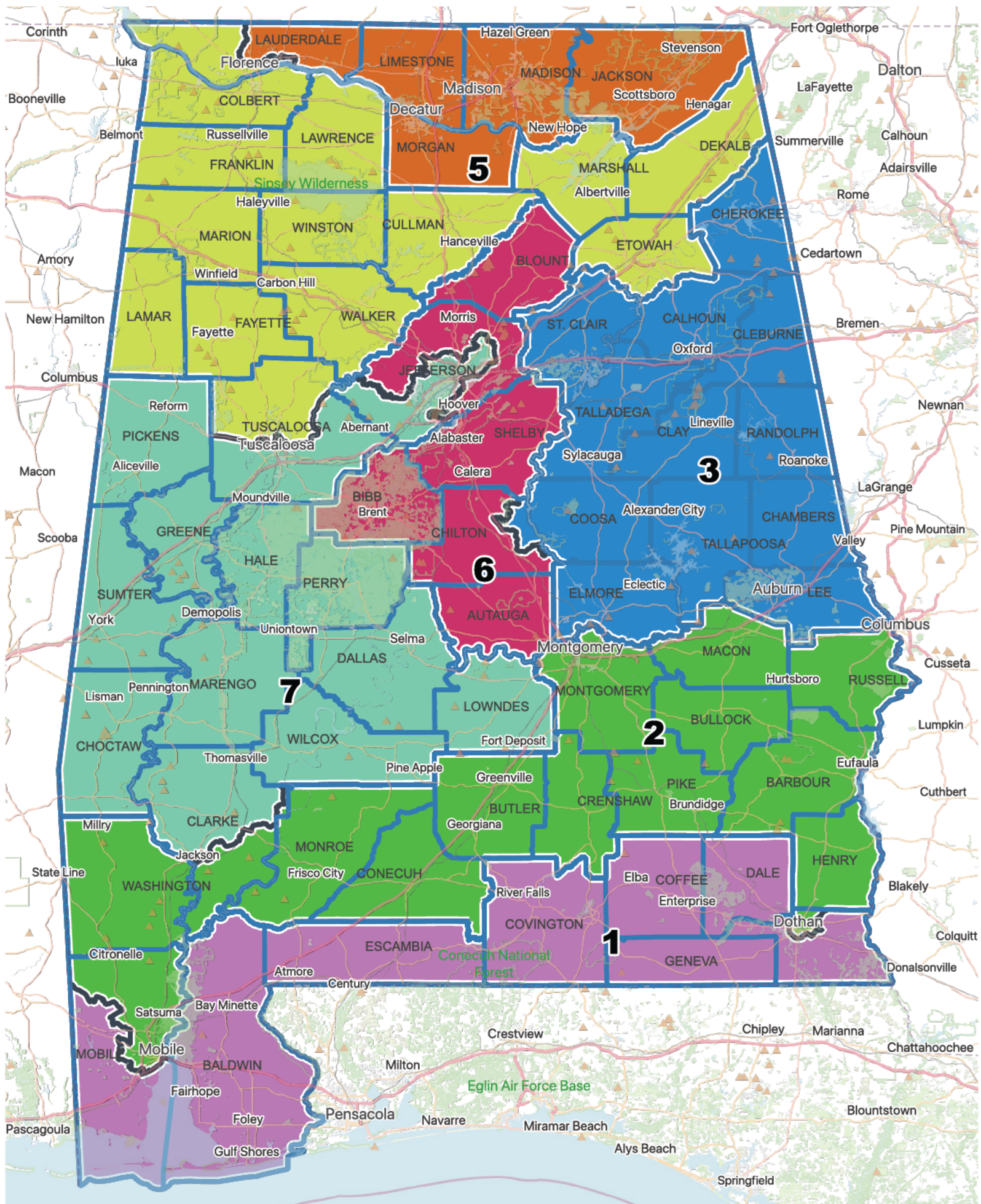
Attorneys for the Milligan Plaintiffs

Abha Khanna
Lalitha D. Madduri
Joseph N. Posimato
ELIAS LAW
GROUP LLP
Email: AKhanna@elias.law

Richard P. Rouco
(AL Bar. No. 6182-R76R)
QUINN, CONNOR, WEAVER,
DAVIES & ROUCO LLP
rrouco@qcwdr.com

Attorneys for the Caster Plaintiffs

VRA Plaintiffs' Remedial Map



VRA Plaintiffs' Remedial Map

District Demographic Data

| CD | Population | VAP | CVAP (2020) | Black | % Black | BVAP | % BVAP | BCVAP | % BCVAP | White | % White | WVAP | % WVAP | WCVAP | % WCVAP |
|----|------------|---------|-------------|---------|---------|---------|--------|---------|---------|---------|---------|---------|--------|---------|---------|
| 1 | 717,754 | 558,142 | 532,306 | 117,087 | 16.3% | 83,257 | 14.9% | 80,290 | 15.1% | 527,338 | 73.5% | 423,469 | 75.9% | 422,523 | 79.4% |
| 2 | 717,754 | 557,855 | 543,316 | 374,699 | 52.2% | 279,348 | 50.1% | 279,187 | 51.4% | 290,195 | 40.4% | 241,133 | 43.2% | 241,839 | 44.5% |
| 3 | 717,754 | 565,115 | 534,107 | 162,156 | 22.6% | 121,850 | 21.6% | 114,669 | 21.5% | 498,318 | 69.4% | 402,042 | 71.1% | 400,439 | 75.0% |
| 4 | 717,754 | 556,133 | 526,676 | 59,655 | 8.3% | 42,819 | 7.7% | 40,698 | 7.7% | 573,666 | 79.9% | 458,324 | 82.4% | 461,981 | 87.7% |
| 5 | 717,754 | 561,187 | 520,376 | 136,782 | 19.1% | 101,339 | 18.1% | 94,795 | 18.2% | 491,054 | 68.4% | 397,809 | 70.9% | 394,322 | 75.8% |
| 6 | 717,754 | 554,731 | 510,682 | 107,721 | 15.0% | 78,396 | 14.1% | 71,925 | 14.1% | 531,168 | 74.0% | 422,414 | 76.1% | 416,608 | 81.6% |
| 7 | 717,755 | 564,003 | 541,718 | 406,636 | 56.7% | 307,363 | 54.5% | 305,769 | 56.4% | 259,612 | 36.2% | 219,353 | 38.9% | 221,133 | 40.8% |

Exhibit 12

July 11, 2023

Sent via Email

Dorman Walker
Counsel for the Committee Chairs
445 Dexter Avenue, Suite 8000
Montgomery, AL 36104-3864
dwalker@balch.com

Re: VRA Plaintiffs' Remedial Plan

Dear Counsel:

On behalf of the plaintiffs in *Milligan et al. v. Allen et al.*, No. 2:21-cv-01530, (the “*Milligan* Plaintiffs”) and *Caster et al. v. Allen*, No. 2:21-cv-01536 (the “*Caster* Plaintiffs”), we write to provide additional information related to the VRA Plaintiffs’ Remedial Plan (or VRA Plan) that was submitted to you on June 22, 2023 and discussed at the June 27, 2023 Legislative Committee on Reapportionment hearing.

First, as noted in our clients’ letter issued June 26, 2023 to the Legislative Committee, the *Milligan* and *Caster* Plaintiffs (collectively, the “VRA Plaintiffs”) are the only litigants who have been successful in challenging HB1. No court has ruled in favor of the separate racial gerrymandering claim brought by plaintiffs in the separate case, *Singleton v. Allen*, No. 2:21-cv-1291 (the “*Singleton* Plaintiffs”). Accordingly, maps proposed by the *Singleton* Plaintiffs or their attorneys have no relationship to the VRA claim resolved in U.S. Supreme Court. The VRA Plaintiffs’ Remedial Plan, by contrast, is put forward by the VRA Plaintiffs who won on their claim in the Supreme Court and who secured the injunction requiring a remedial map-drawing process.

Second, at the June 27th hearing, counsel for the *Singleton* plaintiffs spoke out against the VRA Plaintiffs’ Remedial Plan and offered a plan found in an amicus brief that the Campaign Legal Center filed in support of the VRA Plaintiffs in the Supreme Court (the “CLC Plan”). According to him, the CLC Plan is a viable remedy for the VRA violation because it has two “crossover” districts in which Black voters do not form the majority but can elect preferred candidates.

This is incorrect.

As an initial matter, the CLC Plan has not been proposed or endorsed as a remedy by the group that originally created it. The CLC Plan was created by Campaign Legal Center, a nonprofit voting rights organization, in support of the VRA Plaintiffs’ position at the Supreme Court “in response to arguments advanced by the State that the Supreme Court has now flatly rejected.”¹ In fact, the Campaign Legal Center has issued a letter explaining this context and explicitly rejecting

¹ Letter from Campaign Legal Center to the Legislative Committee on Reapportionment (June 30, 2023), *available at* [https://campaignlegal.org/sites/default/files/2023-06/CLC Letter to AL Apportionment Committee 6.30.23.pdf](https://campaignlegal.org/sites/default/files/2023-06/CLC%20Letter%20to%20AL%20Apportionment%20Committee%206.30.23.pdf).

“any suggestion that it would be an unconstitutional racial gerrymander if the Legislature were to adopt two majority BVAP districts—such as the districts proposed by the VRA Plaintiffs.”²

More importantly, the CLC Plan is not a viable remedy for the VRA violation because it does not provide Black voters with a sufficient opportunity to elect their preferred candidates. The CLC Plan’s district 6 (“CLCD6”) contains all of Jefferson County along with eight precincts in Shelby County.³ It replaces existing congressional district 6 by taking portions of the existing majority-Black congressional district 7 and drawing the Black-preferred incumbent out of her district. The Black voting-age population is less than 40 percent in CLCD6. Notably, no Black candidate since Reconstruction has ever been elected to Congress in Alabama from a district with less than a 50 percent Black voting-age population.

Since its creation in 1992, existing majority-Black district 7 has consistently elected a Black and Black-preferred candidate in contested biracial elections. In CLCD6, however, the Black and Black-preferred candidates would have lost nearly 60% of biracial statewide elections between 2014 and 2022.⁴ Further, consistent with this analysis, a federal court recently relied on expert testimony to conclude that racially polarized voting had caused Black and Black-preferred candidates to lose Jefferson County in both the 2008 U.S. Senate and 2010 county district attorney general elections.⁵ Thus, given the “practical reality” of “intensely racially polarized voting,”⁶ the CLC Plan is not a viable remedy because it would fail to “completely remed[y]” the identified violation of the Voting Rights Act.⁷

Third, counsel for the *Singleton* Plaintiffs implied that the VRA Plaintiffs’ Remedial Plan split counties for predominantly racial reasons in a manner that is constitutionally suspect. This is wrong. The U.S. Supreme Court already considered and rejected the argument, which had been advanced by Alabama, that nearly identical splits of Mobile and Jefferson Counties in the VRA Plaintiffs’ illustrative plans were indicative of an unconstitutional racial gerrymander.⁸ The Supreme Court found that these county splits in the illustrative maps did not breach “the line between racial predominance and racial consciousness,”⁹ and thus the similar splits in the VRA

² *Id.*

³ CLCD6 combines all of Jefferson County with the following eight precincts in Shelby County: 1st Christian Church, Asbury United Methodist Church, Christ United Methodist, Meadowbrook Baptist, The Church at Brook Hills, Riverchase Baptist, Riverchase Church of Christ and Valleydale Baptist Church.

⁴ According to our preliminary performance analysis, there have been seven biracial statewide elections between 2014 and 2022. The Black and Black-preferred candidates would have lost CLCD6 in four of these races: State Auditor (2014), Secretary of State (2014), Lieutenant Governor (2014), and Governor (2022). The Black and Black-preferred candidate would have won the 2022 U.S. Senate election in CLCD6, but only by about 1,400 votes.

⁵ *Jones v. Jefferson Cnty. Bd. of Educ.*, No. 2:19-CV-01821, 2019 WL 7500528, at *2-3 (N.D. Ala. Dec. 16, 2019).

⁶ *Milligan v. Merrill*, 582 F. Supp. 3d 924, 936 (N.D. Ala.), *aff’d sub nom. Allen v. Milligan*, 143 S. Ct. 1487 (2023).

⁷ *Dillard v. Crenshaw Cnty.*, 831 F.2d 246, 249 (11th Cir.1987) (“This Court cannot authorize an element of an election proposal that will not with certitude completely remedy the Section 2 violation.”); *cf. also Abrams v. Johnson*, 521 U.S. 74, 94 (1997) (concluding that, given the persistence of racial bloc voting, § 2 of the Voting Rights Act required the maintenance of a majority-Black district in a remedial plan).

⁸ *See Allen v. Milligan*, 143 S. Ct. 1487, 1510-13, 1516-17 (2023) (rejecting the contention that the *Milligan* and *Caster* illustrative plans are unconstitutional racial gerrymanders and reaffirming the constitutionality of “race-based redistricting as a remedy for state districting maps that violate § 2”).

⁹ *Id.* at 1510–11.

Plan also do not even implicate the concerns raised by the *Singleton* Plaintiffs’ counsel.¹⁰

Finally, under the VRA Plaintiffs’ Remedial Plan, the Black registered voter population in congressional district 2 is 52% and in district 7 is 58%. This should negate any concerns that the Plan will not perform for Black voters due to the disproportionate number of Black Alabamians who are incarcerated and/or ineligible to vote. Both remedial districts would consistently provide an opportunity to elect Black-preferred candidates in congressional elections.¹¹ For that reason, there is, in our view, no basis for the concern that the presence of people in jails or prisons in these districts or low Black voter turnout requires increases to their Black voting-age populations.

Accordingly, the VRA Plaintiffs again strongly and respectfully urge the Legislature to adopt the VRA Plaintiffs’ Remedial Plan, which will effectively put an end to the VRA litigation. The VRA Plaintiffs object to any remedial plan like the CLC Plan that fails to completely remedy the Section 2 violation.

Sincerely,

Deuel Ross
Stuart Naifeh
Brittany Carter
NAACP LEGAL DEFENSE FUND
dross@naacpldf.org

Davin M. Rosborough
Julie Ebenstein
ACLU FOUNDATION
drosborough@aclu.org

LaTisha Gotell Faulks (ASB-1279-I63J)
ACLU OF ALABAMA
tgfaulks@aclualabama.org

Sidney M. Jackson (ASB-1462-K40W)
Nicki Lawsen (ASB-2602-C00K)
WIGGINS CHILDS
sjackson@wigginschilds.com

David Dunn
Shelita M. Stewart
Jessica L. Ellsworth
Michael Turrill

Abha Khanna
Lalitha D. Madduri
Joseph N. Posimato
ELIAS LAW GROUP LLP
AKhanna@elias.law

Richard P. Rouco
(AL Bar. No. 6182-R76R)
QUINN, CONNOR, WEAVER,
DAVIES & ROUCO LLP
rrouco@qcwdr.com

Attorneys for the Caster Plaintiffs

¹⁰ Even if the *Singleton* attorney had raised valid concerns, race can be a predominant motive in drawing districts so long as it is narrowly tailored to remedy an identified VRA violation. *See Bethune-Hill v. State Bd. of Elections*, 137 S. Ct. 788, 802 (2017) (holding that a majority-Black district was narrowly tailored to prevent a VRA violation).

¹¹ *See Milligan*, 582 F. Supp. 3d at 969, 982 (N.D. Ala. 2022) (noting that experts for the VRA Plaintiffs conducted “effectiveness” and “performance” analyses that confirmed that their illustrative plans, which the VRA Plaintiffs’ Remedial Plan is based on, would elect Black-preferred candidates).

HOGAN LOVELLS US LLP
david.dunn@hoganlovells.com

Attorneys for the Milligan Plaintiffs

Exhibit 13

James U. Blacksher
Attorney at Law

825 Linwood Road
Birmingham, AL 35222

Phone: 205-612-3752

Fax: 866-845-4395

E-mail: jublacksher@gmail.com

Via email transmission

Dorman Walker
Counsel for the Reapportionment Committee
445 Dexter Ave., Suite 8000
Montgomery, AL 36104

Re: Singleton whole county plans

Dear Dorman,

Thank you for sending me a copy of the letter to you dated July 11, 2023, from counsel for the *Milligan* and *Caster* Plaintiffs. This is a brief response.

Counsel suggest that we have no role to play in proceedings to remedy the Voting Rights Act violation affirmed by the Supreme Court, because the District Court deferred ruling on the *Singleton* Plaintiffs' claim that the 2021 enacted Congressional plan is an unconstitutional racial gerrymander. That is incorrect. As the Alabama Attorney General keeps reminding us, trial on the merits is still pending, and it may be necessary to decide the *Singleton* claim in order to enter final judgment. *Singleton* remains consolidated with *Milligan* and *Caster*, and paragraph 5 of the District Court's order entered June 20, 2023, says "any set of Plaintiffs" may object to the remedial plan enacted by the Legislature.

The question before the Legislature is whether a remedial plan that splits Jefferson County and Mobile County along racial lines complies with both the Voting Rights Act and the Constitution. The District Court's opinion says:

The Legislature retains "flexibility" in their work, subject to the rule that a "district drawn in order to satisfy § 2 must not subordinate traditional districting principles to race substantially more than is reasonably necessary to avoid § 2 liability."

Singleton v. Merrill, 582 F. Supp. 3d 924, 959 (N.D. Ala. 2022), aff'd sub nom. *Allen v. Milligan*, 143 S. Ct. 1487 (2023) (citation omitted).

At the hearing on June 27 I told the Reapportionment Committee that the *Singleton* plaintiffs support plans that do not split Jefferson County, specifically, Singleton plan no. 3 and the Campaign Legal Center (CLC) plan no. 1. They show that it is not necessary to draw districts along racial lines in order to provide two “opportunity” districts, i.e., districts in which Black voters have a realistic opportunity to elect candidates of their choice. Counsel for the *Milligan* and *Caster* Plaintiffs contend that “the CLC Plan is not a viable remedy for the VRA violation because it does not provide Black voters with a sufficient opportunity to elect their preferred candidates.” That is incorrect. We have provided you and the *Milligan* and *Caster* Plaintiffs spreadsheets showing that, based on statewide elections going back to 2012, CLC Districts 6 and 7 consistently elect candidates favored by Black voters. Enclosed with this letter is a summary of those results.

But legal issues aside, there are reasons why the CLC plan, which is a modification of Singleton 3, is good for all Alabama citizens. The two most important communities of interest in this state are the Black Belt and Jefferson County. CLC plan no. 1 places all of the majority-Black Black Belt counties except Barbour County, in one district. And it keeps Jefferson County whole. Jefferson County has developed more biracial electoral coalitions than has any other Alabama county, and this is a trend that should be celebrated and encouraged. Moreover, CLC plan no. 1 preserves the Gulf Coast community of interest just as it is drawn in the 2021 plan, as well as District 4 and 5 in north Alabama.

We urge the Legislature to adopt a plan that keeps Jefferson County and the Black Belt whole, if the plan can be supported by evidence that it performs to provide Black voters a realistic opportunity to elect candidates of their choice.

Regards,



James U. Blacksher

encl.

The following table shows the results of previous statewide races in Congressional Districts 6 and 7 of the proposed Singleton 3 Plan and CLC 1 Plan. For each race, two percentages are listed: the share of the two-party vote obtained by the candidate of choice of Black voters in Districts 6 and 7, respectively. Black candidates are noted with an asterisk.

| Race | Zero Deviation Plan | CLC 1 Plan |
|---|----------------------------|-------------------|
| 2012 President: Obama (D)* v. Romney (R) | 53.2%, 55.7% | 51.2%, 57.9% |
| 2014 Governor: Griffith (D) v. Bentley (R) | 50.3%, 53.5% | 48.2%, 55.4% |
| 2014 Lieutenant Governor: Fields* (D) v. Ivey (R) | 50.2%, 52.5% | 48.1%, 54.2% |
| 2014 Auditor: Joseph* (D) v. Ziegler (R) | 50.5%, 53.6% | 48.4%, 55.5% |
| 2016 President: Clinton (D) v. Trump (R) | 53.6%, 53.9% | 52.1%, 56.1% |
| 2016 Senate: Crumpton (D) v. Shelby (R) | 52.0%, 52.5% | 50.4%, 54.7% |
| 2017 Senate: Jones (D) v. Moore (R) | 68.8%, 65.4% | 67.9%, 67.2% |
| 2018 Governor: Maddox (D) v. Ivey (R) | 58.7%, 56.0% | 57.4%, 57.8% |
| 2018 Lieutenant Governor: Boyd* (D) v. Ainsworth (R) | 56.2%, 55.1% | 54.6%, 57.5% |
| 2018 Auditor: Joseph* (D) v. Ziegler (R) | 56.6%, 55.9% | 55.2%, 58.2% |
| 2020 President: | 56.2%, 52.9% | 55.0%, 55.7% |

| | | |
|---|--------------|--------------|
| Biden (D) v. Trump (R) | | |
| 2020 Senate: Jones (D) v. Tuberville (R) | 58.2%, 56.4% | 57.1%, 58.5% |
| 2022 Senate: Boyd* (D) v. Britt (R) | 51.9%, 48.9% | 50.6%, 51.8% |
| 2022 Governor: Flowers* (D) v. Ivey (R) | 50.6%, 47.8% | 49.1%, 50.7% |
| 2022 Attorney General: Major* (D) v. Marshall (R) | 52.1%, 49.2% | 50.7%, 52.0% |
| 2022 Associate Justice (Place 5): Kelly* (D) v. Cook (R) | 52.2%, 49.8% | 50.8%, 52.7% |
| 2022 Secretary of State: Lafitte* (D) v. Allen (R) | 52.4%, 49.6% | 51.0%, 52.5% |

Exhibit 14



STATE OF ALABAMA
OFFICE OF THE ATTORNEY GENERAL

STEVE MARSHALL
ATTORNEY GENERAL

501 WASHINGTON AVENUE
MONTGOMERY, AL 36130
(334) 242-7300
WWW.AGO.ALABAMA.GOV

July 13, 2023

Dorman Walker
Counsel for Committee Chairs
445 Dexter Avenue, Suite 8000
Montgomery, AL 36104-3864
dwalker@balch.com

Sent via email

Dear Mr. Walker:

I write to respond to the July 11, 2023 letter you received from the plaintiffs in *Milligan v. Allen*, No. 2:21-cv-1530 (N.D. Ala.), and *Caster v. Allen*, No. 2:21-cv-1536 (N.D. Ala.). Their letter includes several questionable representations and others that are flat wrong. I write to ensure that the Redistricting Committee and Legislature have a fuller picture of the facts and law as the Legislature considers adopting a new congressional map.

First, Plaintiff Evan Milligan has repeatedly endorsed congressional plans for Alabama that contain a percentage of black voting age population (BVAP) below 50% in every district. On September 16, 2021, he and his fellow plaintiff, Khadidah Stone, told the Legislature that it should adopt a plan introduced by Senator Bobby Singleton (the Singleton plan) in which the districts with the two highest BVAPs had BVAPs of **40.5%** and **45.8%**, respectively.¹

¹ See *Milligan v. Allen*, No. 2:21-cv-1530, Doc. 105 at 158 (Q: “[T]he e-mail statement that you submitted to the reapportionment committee advocated for the Singleton plan with no majority-black districts. That’s correct?” Evan Milligan: “Yes, sir.”); *Singleton v. Allen*, 2:21-cv-1291 (N.D. Ala.), Doc. 15 at 30 (providing BVAP scores for the Singleton plan).

Next, when the Milligan Plaintiffs were before the U.S. Supreme Court last year, they *repeatedly* endorsed the Singleton plan. In their brief last summer, they were adamant that Alabama did *not* need to create two majority-minority districts to remedy the purported violation of Section 2. They stated that the “Singleton Plan” was “one option” that kept “Mobile and Baldwin together, and raised no racial predominance concerns.”² At oral argument, the Milligan Plaintiffs’ counsel stated that their expert’s “race-blind” maps “looked very similar to the Singleton plan, which allowed for two crossover districts where minority voters would have a fair chance to elect their candidates of choice in at least two districts.”³ Later he repeated the theme, saying that Plaintiffs’ maps were not one “that anyone has to adopt....There are maps out there in the Campaign Legal Center amicus brief, in ... the Singleton plan that ... don’t require maximization” of BVAP in two districts.⁴ And to make sure the point wasn’t missed he said again: “[W]e’d be satisfied with something like the Singleton plan, which Alabama’s expert said would give black voters at least a fair chance, not even a guaranteed chance to elect their candidates of choice in the Second District. That’s merely what ... plaintiffs are looking for.”⁵

Now that they have secured an affirmance from the Supreme Court, Plaintiffs are looking for much more. They pretend like they never endorsed a plan in which the two highest BVAP districts were at 40.5% and 45.8%, respectively. They now demand a plan that provides not just a “fair chance” to compete, but instead a guarantee of Democratic victories in at least two districts. And in service of those goals, they misrepresent the nature of the Campaign Legal Center (CLC) plans they previously touted. Plaintiffs say that “the CLC Plan has not been proposed or endorsed as a remedy by” CLC,⁶ but the CLC amicus brief stated clearly that the plans presented in their brief represented some of Alabama’s “remedial options.”⁷ Indeed, CLC labeled their maps in their brief as “CLC Remedial Map 1” and “CLC Remedial Map 2” and further clarified that “[m]aps already in the record”—including “the Singleton Plan”—were “also available *remedial* options.”⁸ Any assertion that

² See Milligan Brief at 44-45, *Allen v. Milligan*, 143 S. Ct. 1487 (2023).

³ See Oral Argument Tr. at 65, *Allen v. Milligan*, 143 S. Ct. 1487 (2023).

⁴ *Id.* at 68-69.

⁵ *Id.* at 70.

⁶ See Milligan and Caster Plaintiffs Letter to Dorman Walker, July 11, 2023.

⁷ See CLC Amicus Brief at 21, *Allen v. Milligan*, 143 S. Ct. 1487 (2023).

⁸ *Id.* at 22, 27, 30 (emphasis added).

CLC's maps were not presented as remedial options is demonstrably false.

Other statements from Plaintiffs earlier in the litigation are also worth noting. The Milligan Plaintiffs told the district court that most plans drawn for Alabama's congressional districts without basing lines on race would contain versions of Districts 2 and 7 with less than 40% BVAP, and that any plan in which any district had 50% BVAP would be an "outlier."⁹ They further argued that if one district had a BVAP of 50%, one would expect the district with the second highest BVAP in that map to have around 34.5% BVAP, and certainly nothing as high as 40%.¹⁰ Yet now they demand that Alabama adopt a plan with two "outlier" districts.

Thus, as Jim Blacksher—counsel for Senator Singleton—explained at the recent Reapportionment Committee hearing, the Milligan and Caster Plaintiffs' plans use race in a way that likely violates the Constitution. He's right. Plaintiffs' maps sacrifice neutral principles including compactness and maintaining the long-recognized community of interest in the Gulf in favor of race.

The Milligan and Caster Plaintiffs respond that the Supreme Court rejected the argument that their plans are race-based. That's not true. Only four Justices—not a majority—found that on the limited record before the district court, the Caster Plaintiffs' mapdrawer did not cross the line from mere consciousness of race to predominantly using race. But five Justices did not endorse this view. Justice Kavanaugh declined to join that portion of Chief Justice Roberts's opinion and four justices expressly rejected it. As Justice Thomas explained, "the plurality ... entirely ignore[d]" evidence that the Milligan Plaintiffs' mapdrawer used race predominantly—"presumably because her own explanation of her method sounds too much like textbook racial predominance."¹¹ "The plurality thus affirm[ed] the District Court's finding only in part and with regard to" Caster's mapdrawers' "plans alone," but his maps are materially "indistinguishable from [the Milligan maps], and it is those very design features that would require race to predominate."¹²

⁹ *Milligan*, Doc. 68-4 at 10-11.

¹⁰ *Id.* at 16.

¹¹ *Allen v. Milligan*, 143 S. Ct. 1487, 1529 (2023) (Thomas, J., dissenting).

¹² *Id.*

Adopting a plan in which race predominates might satisfy the Caster and Milligan Plaintiffs' statutory claim, but it would likely open the State up to claims that it has violated the Constitution's Equal Protection Clause. As the Supreme Court held just two weeks ago when it declared Harvard's race-based admissions policy unconstitutional, "the core purpose of the Equal Protection Clause" is "doing away with all governmentally imposed discrimination based on race."¹³ The Court was adamant: "Eliminating racial discrimination means eliminating all of it."¹⁴ It follows, the Court held, that "race may never be used as a 'negative' and that it may not operate as a stereotype."¹⁵ But in Plaintiffs' Proposed Plans, voters in Mobile County are divided from voters in Mobile City because of their race and because of stereotypes about how voters of certain races will vote. The "outright racial balancing" demanded by the Caster and Milligan Plaintiffs is "patently unconstitutional."¹⁶ Neither judges nor Legislatures should be in the sordid business of "pick[ing] winners and losers based on the color of their skin."¹⁷

Thank you for your consideration.

Sincerely,



Steve Marshall

Alabama Attorney General

¹³ *Students for Fair Admissions v. President & Fellows of Harvard Coll.*, No. 20-1199 (U.S. June 29, 2023), Slip. Op. at 14.

¹⁴ *Id.* at 15.

¹⁵ *Id.* at 27.

¹⁶ *Id.* at 32.

¹⁷ *Id.* at 38.

Exhibit 15

July 17, 2023

Sent via Email

Dorman Walker
Counsel for the Defendant Committee Chairs
445 Dexter Avenue, Suite 8000
Montgomery, AL 36104-3864
dwalker@balch.com

Re: VRA Plaintiffs' Remedial Plan

Dear Mr. Walker:

On behalf of the plaintiffs in *Milligan et al. v. Allen et al.*, No. 2:21-cv-01530, we write to correct the misleading and inaccurate assertions in the letter from Alabama Attorney General Steve Marshall, dated July 13, 2023 (“AG Letter”), which selectively quotes the record in the litigation and omits the context in which the statements it cites were made.

As you know, the Supreme Court affirmed the three-judge court’s instructions that “any remedial plan will need to include two districts in which Black voters either comprise a voting-age majority or something quite close to it.”¹ Thus, the Attorney General is wrong to suggest that a remedial plan adopted by the legislature need not satisfy the district court’s order. The Attorney General concedes, as he must, that Plaintiffs “have secured an affirmance from the Supreme Court.”² But his letter is wholly premised on a legal position resoundingly rejected by the Supreme Court. The Attorney General’s assertion that adopting the VRA Plaintiffs’ Remedial Plan “would likely open the State up to claims that it has violated the Equal Protection Clause” flies in the face of the Supreme Court’s decision. The five-justice majority concluded that “the plaintiffs adduced eleven illustrative maps—that is, *example districting maps that Alabama could enact*—each of which contained two majority-black districts that comported with traditional districting criteria.”³ And the VRA Plaintiffs’ Remedial Plan comports even more closely with the State’s own redistricting principles than the 11 plans that the Supreme Court noted “Alabama could enact.”⁴

The Attorney General suggests that in the VRA Plaintiffs’ Remedial Plan, “voters in Mobile County are divided from voters in Mobile City because of their race and because of stereotypes about how voters of certain races will vote.” On the contrary, the VRA Plan divides Mobile County in a manner similar to the State Board of Education based on geographic and

¹ Preliminary Injunction Memorandum Opinion and Order, *Milligan v. Allen*, No. 2:21-cv-1530, Doc. 107, at 6.

² AG Letter at 2.

³ *Allen v. Milligan*, 143 S. Ct. 1487, 1504 (2023) (emphasis added). Contrary to the suggestion of the Attorney General that the Supreme Court somehow found the *Milligan* plaintiffs’ plans constitutionally suspect, the eleven plans referenced by the five-justice majority as constitutional include both the *Milligan* and *Caster* Plaintiffs’ plans.

⁴ Like the majority, Justice Kavanaugh’s concurrence (1) rejected Alabama’s race blindness test; (2) agreed with the majority that Plaintiffs’ illustrative plans were “reasonably compact” and thereby implicitly did not implicate racial gerrymandering concerns because Plaintiffs’ plans respected traditional redistricting criteria at least as well as Alabama; and (3) agreed that race-based redistricting plans that are drawn to remedy VRA violations are constitutional. *Id.* at 1517-19.

precinct boundaries. Further, as the Attorney General is well aware, the district court concluded that Black voters in Mobile City and the Black Belt overwhelmingly share the same preferred candidates based on undisputed data, not stereotypes, and that, regardless of race, voters in these areas share historical and socioeconomic ties. The district court examined and found racial bloc voting in general elections and both Democratic and Republican primary elections.⁵ It also found that “compared to the record about the Black Belt, the record about the Gulf Coast community of interest is less compelling.”⁶ The Supreme Court agreed, holding that the district court “understandably found [Defendants’] testimony insufficient to sustain Alabama’s ‘overdrawn argument that there can be no legitimate reason to split’ the Gulf Coast region,” and that “[e]ven if the Gulf Coast did constitute a community of interest, . . . plaintiffs’ maps would still be reasonably configured because they joined together a different community of interest called the Black Belt.”⁷ The VRA Plaintiffs’ Plan remedies Alabama’s decision to divide Black voters from one another in a way that weakens their influence in violation of Section 2.

Instead of accepting the legislature’s legal obligation to work within the bounds set by the Supreme Court in this case, the Attorney General seeks refuge in a different Supreme Court case addressing the wholly different issue of whether racial diversity is a compelling interest that justifies the use of race in the admissions policies at certain elite universities.⁸ These university admissions programs have nothing to do with the principles applicable to a legislature considering a remedial plan in response to a VRA violation. Indeed, the Supreme Court was explicit in both the *Milligan* and the university admissions decisions, that States still have a compelling interest in considering race to cure identified violations of the Constitution and statutes, including the Voting Rights Act.⁹ The five-justice majority in *Milligan* clearly ruled that under certain circumstances race-based redistricting is permissible “as a remedy for state districting maps that violate § 2.”¹⁰

In his attempt to find support for a plan that would not fully remedy the Section 2 violation, the Attorney General distorts the record in the district court and Supreme Court to suggest that the *Milligan* Plaintiffs themselves have endorsed such a plan. First, the Attorney General cherry picks testimony by Evan Milligan in which Mr. Milligan simply confirms that, several months prior to initiating litigation in 2021, he had sent an email to the Reapportionment Committee supporting the whole county plan offered by Senator Bobby Singleton (the “Singleton Plan”). But Mr. Milligan testified at the January 2022 preliminary injunction hearing that he supports two majority-Black districts.¹¹ As Mr. Milligan explained, he dropped his support for the Singleton Plan in 2021 after he learned about other plans that included two majority-Black districts.¹² Since this

⁵ *Milligan v. Merrill*, 582 F. Supp. 3d 924, 968, 1019 (N.D. Ala. 2022).

⁶ *Milligan*, 582 F. Supp. 3d at 1015.

⁷ *Milligan*, 143 S. Ct. at 1505.

⁸ AG Letter, at 4.

⁹ *See Milligan*, 143 S. Ct. at 1516 (concluding that race-based remedial redistricting is permissible “under certain circumstances”); *Students for Fair Admissions, Inc. v. President & Fellows of Harvard Coll.*, 143 S. Ct. 2141, 2162 (2023) (explaining that “remediating specific, identified instances of past discrimination that violated the Constitution or a statute” remains a compelling interest that permits “resort[ing] to race-based government action”).

¹⁰ *See Milligan*, 143 S. Ct. at 1516–17; *see also id.* at 1519 (Kavanaugh, J.) (joining the majority in finding that race-based redistricting a permissible and constitutional § 2 remedy).

¹¹ *See Milligan v. Allen*, No. 2:21-cv-1530, Doc. 105, at 158 (“Q And now you're advocating instead for the creation of two majority black districts; is that correct? A Yes, sir. Yes, sir.”).

¹² *Id.* at 133 (Q And did you know at the time of submitting that testimony that it was possible to draw two majority black districts? A No.”).

litigation was filed, Mr. Milligan has been consistent in his support for a Congressional plan with two majority-Black districts or something quite close to it that fully cures the VRA violation.

Second, the Attorney General offers out-of-context statements by counsel for the *Milligan* Plaintiffs concerning the Singleton Plan and other race-blind plans as a possible remedies.¹³ What the Attorney General omits is that those statements were made in response to the State’s argument that any consideration of race under Section 2 would render the VRA unconstitutional¹⁴—an argument the Supreme Court has now resoundingly rejected. That is, the statements in Plaintiffs’ brief and at oral argument were meant to explain that *if* the Supreme Court had adopted State’s race-blindness argument, there were still alternative plans that might improve electoral opportunities for Black voters. Because the Supreme Court rejected Alabama’s race-blindness test, the *Milligan* Plaintiffs’ alternative arguments are irrelevant.

Moreover, the legislature now has before it analyses of how the Singleton and CLC plans would have performed in 2022. These analyses, which were provided by *Singleton* counsel, make clear that these plans are insufficient to remedy the VRA violation. Neither of the “CLC 1” or “Singleton 3” plans would have consistently performed for Black voters in 2022. In both plans, Black and Black-preferred candidates would have lost races in proposed CD 6 or CD 7 for Governor. Under Singleton 3, the Black candidates would also have lost four more 2022 races in proposed CD 6 for Senate, Attorney General, Supreme Court Justice, and Secretary of State, while garnering less than 51% of the vote in many of those races in the CLC 1 plan. And even before the 2022 elections, the Secretary of State and Redistricting Committee Chairs’ own expert, Dr. Trey Hood, contended that “[i]t is not obvious, given a number of qualifications, whether the Singleton Plan might elect black candidate of choice in either of these proposed congressional districts.”¹⁵

The Attorney General also asserts that Plaintiffs seek “a guarantee of Democratic victories in at least two districts.” The Attorney General does not and could not point to a single statement that the *Milligan* Plaintiffs or their counsel have made even suggesting that their goal in this litigation or the remedy they seek is in any way partisan. Plaintiffs seek to remedy the racial discrimination embodied in Alabama’s 2021 Congressional plan—discrimination recognized by both the district court and the U.S. Supreme Court—and declared by them to be unlawful. To remedy that violation, Plaintiffs seek a map that will provide Black voters—not Democrats—an opportunity to elect a candidate of their choosing in a second Congressional district.

In sum, it would be a serious error for the legislature to take solace in the Attorney General’s characterization of the record and the law. The courts, including the Supreme Court, have spoken. The legislature must redraw Alabama’s Congressional map, and in so doing, it must remedy Alabama’s violation of the Voting Rights Act, which has deprived Black voters of the opportunity to elect their candidates of choice in two congressional districts. And, it must do so in compliance with the district court’s injunction—now reinstated and fully effective. Alabama cannot do so if it insists on perpetuating the vote dilution that currently exists or on engaging in a

¹³ AG Letter, at 2-3.

¹⁴ See Brief of *Milligan* Appellees, *Allen v. Milligan*, No. 21-1086 (U.S. Supr. Ct. 2022), at 44 (“Defendants assert that this Court should require race-blind Gingles 1 plans because, otherwise, states will be caught between drawing unconstitutional racial gerrymanders or committing § 2 violations.”).

¹⁵ Hood Expert Report at 13.

sham exercise that ultimately denies Black voters the opportunities Section 2 requires. If the legislature follows that course, it will forfeit its primary role in the Congressional redistricting process, and the court will be forced to take on the task of ensuring that Alabamians are adequately and equitably represented in Congress regardless of race.

Sincerely,

Deuel Ross
Stuart Naifeh
Brittany Carter
Tanner Lockhead
NAACP LEGAL DEFENSE &
EDUCATIONAL FUND, INC.
dross@naacpldf.org

LaTisha Gotell Faulks (ASB-1279-I63J)
AMERICAN CIVIL LIBERTIES
UNION OF ALABAMA
tgfaulks@aclualabama.org

Davin M. Rosborough
Julie Ebenstein
AMERICAN CIVIL LIBERTIES
UNION FOUNDATION
drosborough@aclu.org

Sidney M. Jackson (ASB-1462-K40W)
Nicki Lawsen (ASB-2602-C00K)
WIGGINS CHILDS PANTAZIS
FISHER & GOLDFARB, LLC
sjackson@wigginschilds.com

David Dunn
Shelita M. Stewart
Jessica L. Ellsworth
Michael Turrill
HOGAN LOVELLS US LLP
david.dunn@hoganlovells.com

Attorneys for the Milligan Plaintiffs

CC: Edmund LaCour, Alabama Solicitor General
Jim Davis, Alabama Attorney General's Office
Abha Khanna, Counsel for the *Caster* Plaintiffs

Exhibit 16

The following table shows the results of previous statewide races in Congressional Districts 6 and 7 of the proposed Singleton 3 Plan and CLC 1 Plan. For each race, two percentages are listed: the share of the two-party vote obtained by the candidate of choice of Black voters in Districts 6 and 7, respectively. Black candidates are noted with an asterisk.

| Race | Zero Deviation Plan | CLC 1 Plan |
|---|----------------------------|-------------------|
| 2012 President: Obama (D)* v. Romney (R) | 53.2%, 55.7% | 51.2%, 57.9% |
| 2014 Governor: Griffith (D) v. Bentley (R) | 50.3%, 53.5% | 48.2%, 55.4% |
| 2014 Lieutenant Governor: Fields* (D) v. Ivey (R) | 50.2%, 52.5% | 48.1%, 54.2% |
| 2014 Auditor: Joseph* (D) v. Ziegler (R) | 50.5%, 53.6% | 48.4%, 55.5% |
| 2016 President: Clinton (D) v. Trump (R) | 53.6%, 53.9% | 52.1%, 56.1% |
| 2016 Senate: Crumpton (D) v. Shelby (R) | 52.0%, 52.5% | 50.4%, 54.7% |
| 2017 Senate: Jones (D) v. Moore (R) | 68.8%, 65.4% | 67.9%, 67.2% |
| 2018 Governor: Maddox (D) v. Ivey (R) | 58.7%, 56.0% | 57.4%, 57.8% |
| 2018 Lieutenant Governor: Boyd* (D) v. Ainsworth (R) | 56.2%, 55.1% | 54.6%, 57.5% |
| 2018 Auditor: Joseph* (D) v. Ziegler (R) | 56.6%, 55.9% | 55.2%, 58.2% |
| 2020 President: | 56.2%, 52.9% | 55.0%, 55.7% |

| | | |
|---|--------------|--------------|
| Biden (D) v. Trump (R) | | |
| 2020 Senate: Jones (D) v. Tuberville (R) | 58.2%, 56.4% | 57.1%, 58.5% |
| 2022 Senate: Boyd* (D) v. Britt (R) | 51.9%, 48.9% | 50.6%, 51.8% |
| 2022 Governor: Flowers* (D) v. Ivey (R) | 50.6%, 47.8% | 49.1%, 50.7% |
| 2022 Attorney General: Major* (D) v. Marshall (R) | 52.1%, 49.2% | 50.7%, 52.0% |
| 2022 Associate Justice (Place 5): Kelly* (D) v. Cook (R) | 52.2%, 49.8% | 50.8%, 52.7% |
| 2022 Secretary of State: Lafitte* (D) v. Allen (R) | 52.4%, 49.6% | 51.0%, 52.5% |

Exhibit 17



Advertisement

BIRMINGHAM REAL-TIME NEWS

Disqualified Jefferson County judicial candidate still gets most votes

Updated: Nov. 07, 2018, 12:50 a.m. | Published: Nov. 06, 2018, 7:14 p.m.

By [Ivana Hryniw | lhryniw@al.com](mailto:lhryniw@al.com)

Linda Hall, a Jefferson County lawyer who was recently disqualified from holding a circuit court judgeship, still won the most votes in Tuesday's general election.

With 97 percent of the votes tallied, Hall, a Democrat, was ahead in the race with 131,981 votes, compared to Republican Teresa Pulliam's 115,403.

Although Hall was declared disqualified from holding the judgeship, votes were still being tallied Tuesday to see if Pulliam, the incumbent, could continue in the job she has held since 2006. Now, with Hall getting the most votes, it appears [Gov. Kay Ivey will appoint](#) someone to sit on the bench.

Jefferson County Circuit Court Place 16 has been one of the county's most contested judicial races, after Hall's disqualification from the race in October. It was too late to remove her name from the ballot.

Fayette County Circuit Judge Samuel Junkin ruled last month that Hall could not take the bench because she didn't meet residency requirements that say a candidate must live in the county in which they are campaigning in for at least 12 months prior to the election. He ordered that Hall's votes must be counted, but she won't be eligible to take office if she gets the most votes.

Advertisement

[Gov. Kay Ivey will appoint](#) someone to fill the open seat on the bench.

In a separate order, the judge said former candidate Peter Davis cannot claim Hall's spot as the Democratic nominee for the judicial seat. Davis was Hall's opponent in the

Case 2:18-cv-01291-AMB Document 169-17 Filed 08/09/23 Page 4 of 11
Democratic primary earlier this year. After a county vote, a lawsuit claiming Hall should be barred from running because of she had lived in Shelby County for the majority of the past 12 months, Davis said he was the rightful nominee.

Hall was disqualified from the race after Junkin determined she had not lived in Jefferson County for the required amount of time. Junkin was appointed to preside over the case after all Jefferson County judges recused themselves.

During a day-long trial, Hall testified about her living arrangements for the past 18 months and said she would not have ran if she was aware she had lived in Shelby County. During her testimony, Hall detailed several different Shelby County apartments she has lived in during the past year and also said she lived in St. Louis, MO, between August and December 2017.

Advertisement

Pulliam, a Huntsville native, graduated from Birmingham Southern College and the University of Alabama School of Law, and worked as a prosecutor in the Mobile District Attorney's Office before moving to the Jefferson County District Attorney's Office in 1986. Before taking the bench, Pulliam worked in private practice for 14 years.

Votes for disqualified candidate won't count, but must be tallied

If you purchase a product or register for an account through one of the links on our site, we may receive compensation. By browsing this site, we may share your information with our social media partners in accordance with our [Privacy Policy](#).

Around the Web

Here's How Much Gutter Guards Should Cost You In 2023

Try this instead of gutter cleaning

LeafFilter Partner | Sponsored

Tommy Chong: The Horrifying Truth About CBD

It hit me right where I live...

Tommy Chong's CBD | Sponsored

This New Device Is Leaving Neuropathy Experts Speechless

Health Insight Journal | Sponsored

24/7 access to global insights - now \$149/year.

Bloomberg | Sponsored

NFL Star Rob Gronkowski Loves These Shoes

Former Adidas designer transforms street shoes with hybrid high performance sneaker technology. Industry-leading comfort from shoes zoned to provide comfort, flexibility and ...

Wolf & Shepherd | Sponsored

Alabama: Why Are People Snapping Up This This Weed Trimmers Head?

Libiyi | Sponsored

Audi's First All-Electric Sedan. The E-Tron GT is Exhilarating!

Audi E-Tron GT | Search Ads | Sponsored

Belk closing Alabama location

AL.com

3-star QB Davis Harsin, son of former Auburn coach Bryan Harsin, commits

AL.com



▼ About Us

[About Alabama Media Group](#)

[Jobs at Alabama Media Group](#)

[Advertise with us](#)

[About AL.com](#)

[Frequently Asked Questions](#)

[Contact Us](#)

[Online Store](#)

▼ Subscriptions

[AL.com](#)

[The Birmingham News](#)

[The Huntsville Times](#)

[Press-Register](#)

[Newsletter](#)

▼ **Already a Subscriber**

[Manage your Subscription](#)

[Place a Vacation Hold](#)

[Make a Payment](#)

[Delivery Feedback](#)

▼ **AL.com Sections**

[News](#)

[Business](#)

[Sports](#)

[High School Sports](#)

[Alabama Life & Culture](#)

[Opinion](#)

[Archives](#)

[Obituaries](#)

[Jobs](#)

[Autos](#)

▼ **Your Regional News Pages**

[Anniston/Gadsden](#)

[Birmingham](#)

[Huntsville](#)

[Mobile](#)

[Montgomery](#)

[Tuscaloosa](#)

[Gulf Coast Beaches](#)

▼ **On the Go**

[Mobile Apps](#)

[Tablet Apps](#)

▼ **Follow Us**

[Pinterest](#)

[Twitter](#)

[Facebook](#)

[Instagram](#)

[RSS](#)

▼ **Customer Service**

[Send us an email](#)

[Submit a news tip](#)

[Buy newspaper front pages, posters and more](#)

▼ **More on AL.com**

[Videos](#)

[Weather](#)

[Site Map & search](#)

[Sponsor Content](#)

[Post a job](#)

ADVANCELOCAL

Use of and/or registration on any portion of this site constitutes acceptance of our [User Agreement](#) (updated 4/4/2023), [Privacy Policy and Cookie Statement](#), and [Your Privacy Choices and Rights](#) (updated 7/1/2023).

Cookies Settings



© 2023 Advance Local Media LLC. All rights reserved ([About Us](#)).

The material on this site may not be reproduced, distributed, transmitted, cached or otherwise used, except with the prior written permission of Advance Local.

[Community Rules](#) apply to all content you upload or otherwise submit to this site.

YouTube's privacy policy is available [here](#) and YouTube's terms of service is available [here](#).

[▶ Ad Choices](#)

Exhibit 18



[Back to Lookup](#) / Registrant Detail

DARRYL L ANDREWS

3749 FIELDCREST DRIVE MONTGOMERY, AL 36111-3128 - MONTGOMERY

Status
Active

Election Details

08/22/2023 MUNICIPAL ELECTION



We did not find an absentee or provisional ballot associated with the selected election.

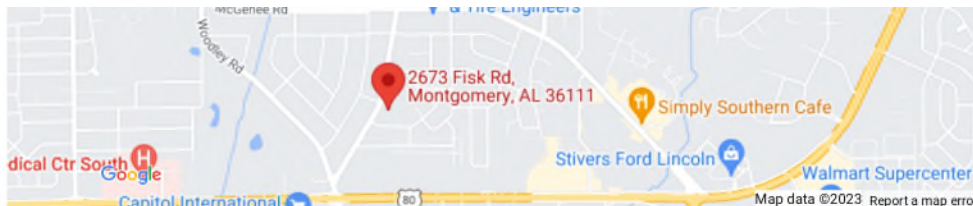
Polling Location

5B - WHITFIELD UNITED METHODIST CHURCH

2673 FISK RD MONTGOMERY, AL 36111

Polls open from
7:00 AM to 7:00 PM

[View larger map](#)



Ballot Styles

STYLE 5

Districts

[Hide](#)

CITY

CITY 05B

COMMISSION

COUNTY COM DIST 01

CONGRESSIONAL

CONGRESSIONAL DIST 02

COUNTY SCHOOL

COUNTY BOE 07

MUNICIPALITY

CITY OF MONTG 01

SENATE

STATE SENATE 26

STATE HOUSE

STATE HOUSE 74

STATE SCHOOL

STATE BOE DIST 05

© Copyright 2023 - ESSVR, LLC. All rights reserved.

Exhibit 19



[Back to Lookup](#) / Registrant Detail

BOBBY D SINGLETON

📍 2368 CO RD 7 GREENSBORO, AL 36744 - HALE

Status

Active

No upcoming elections found for this registrant's jurisdiction.

Default Polling Location

NATIONAL GUARD ARMORY

📍 515 GREENE STREET GREENSBORO, AL 36744

Districts

Hide ▾

COMMISSION

COUNTY COMMISSION DIST 03

CONGRESSIONAL

CONGRESSIONAL DIST 07

COUNTY SCHOOL

COUNTY SCHOOL DIST 02

SENATE

STATE SENATE 24

STATE HOUSE

STATE HOUSE 72

STATE SCHOOL

STATE BOE DIST 04

© Copyright 2023 - ESSVR, LLC. All rights reserved.

Exhibit 20



[Back to Lookup](#) / Registrant Detail

LEONETTE W SLAY

📍 320 ALBEMARLE DRIVE BIRMINGHAM, AL 35226-1503 - JEFFERSON

Status
Active

No upcoming elections found for this registrant's jurisdiction.

Default Polling Location

PREC 3130 - SHADES CREST BAPTIST CHURCH

📍 452 PARK AVE BIRMINGHAM, AL 35226

Districts

Hide ▾

CITY

HOOVER PLACE 4

COMMISSION

COMM DIST 3 - JIMMIE STEPHENS

CONGRESSIONAL

CONGRESSIONAL DIST 06

COUNTY SCHOOL

COUNTY SCHOOL 05

FIRE

FIRE DIST NOT ASSIGNED

JEFFERSON CO DIVISION

BESSEMER DIVISION

LOCAL SCHOOL

NO LOCAL SCHOOL DIST

MUNICIPALITY

HOOVER

SENATE

STATE SENATE 16

SPECIAL ELECTION DIST

SPECIAL ELEC NOT ASSIGNED

STATE HOUSE

STATE HOUSE 46

STATE SCHOOL

STATE BOE DIST 03

© Copyright 2023 - ESSVR, LLC. All rights reserved.

Exhibit 21



[Back to Lookup](#) / Registrant Detail

RODGER M SMITHERMAN

📍 224 16TH AVENUE SOUTHWEST BIRMINGHAM, AL 35211-3808 - JEFFERSON

Status
Active

No upcoming elections found for this registrant's jurisdiction.

Default Polling Location

PREC 2090 - HOLY FAMILY CRISTO REY SCHOOL

📍 1832 CENTER WAY S BIRMINGHAM, AL 35205

Districts

Hide ▾

CITY

BIRMINGHAM DISTRICT 6

COMMISSION

COMM DIST 2 - SHEILA TYSON

CONGRESSIONAL

CONGRESSIONAL DIST 07

COUNTY SCHOOL

COUNTY SCHOOL 05

FIRE

FIRE DIST NOT ASSIGNED

JEFFERSON CO DIVISION

BIRMINGHAM DIVISION

LOCAL SCHOOL

LOCAL SCHOOL BH

MUNICIPALITY

BIRMINGHAM

SENATE

STATE SENATE 18

SPECIAL ELECTION DIST

SPECIAL ELEC NOT ASSIGNED

STATE HOUSE

STATE HOUSE 52

STATE SCHOOL

STATE BOE DIST 04

© Copyright 2023 - ESSVR, LLC. All rights reserved.

Exhibit 22



[Back to Lookup](#) / Registrant Detail

ANDREW LEE WALKER

663 HOBBIE ROAD MONTGOMERY, AL 36105-6861 - MONTGOMERY

Status
Active

No upcoming elections found for this registrant's jurisdiction.

Default Polling Location

502 - SNOWDOWN VFD

219 HOBBIE RD MONTGOMERY, AL 36105

Districts

Hide ▾

CITY

CITY 99

COMMISSION

COUNTY COM DIST 05

CONGRESSIONAL

CONGRESSIONAL DIST 02

COUNTY SCHOOL

COUNTY BOE 05

MUNICIPALITY

REMAINDER OF MONTG 03

SENATE

STATE SENATE 26

STATE HOUSE

STATE HOUSE 76

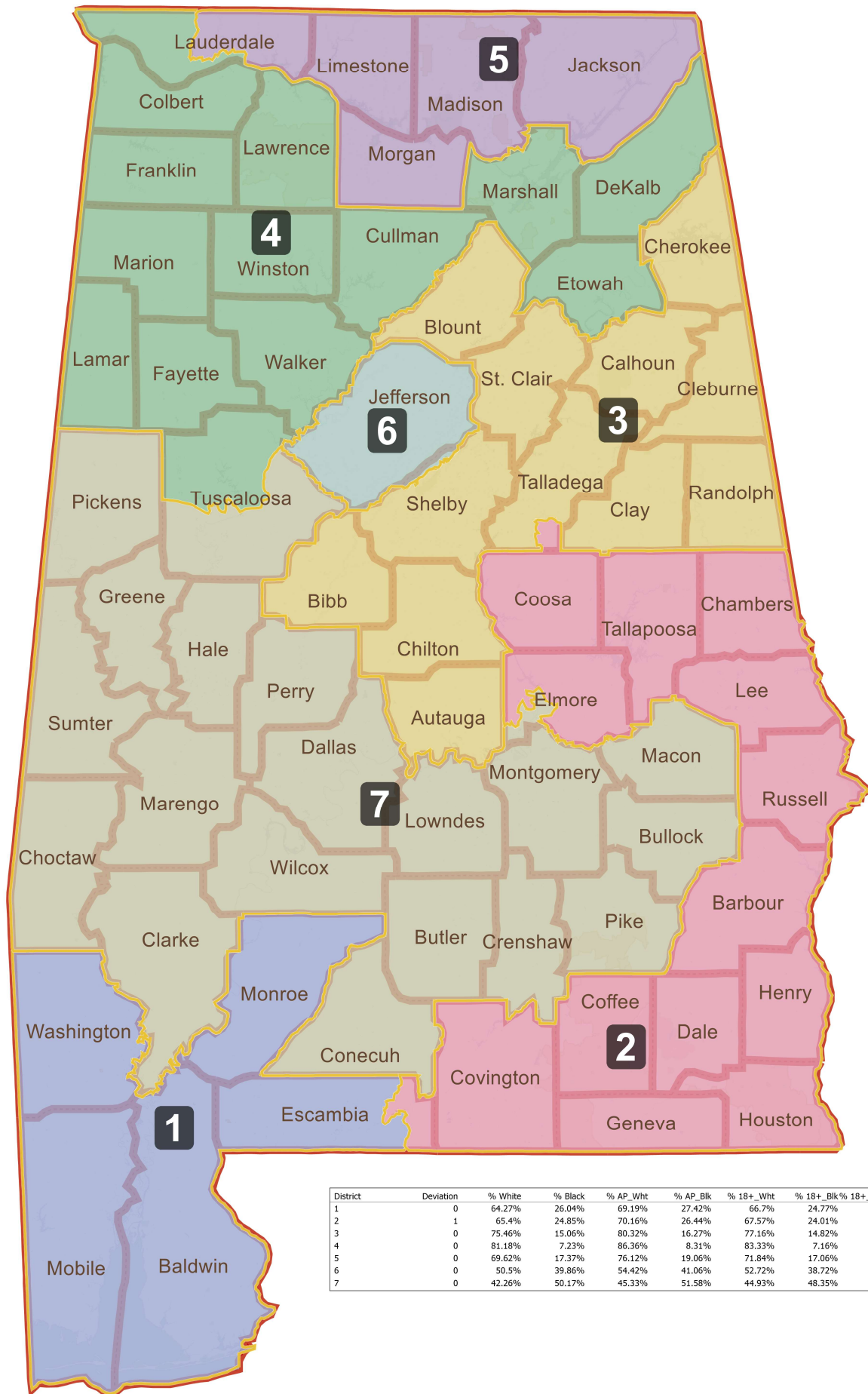
STATE SCHOOL

STATE BOE DIST 05

© Copyright 2023 - ESSVR, LLC. All rights reserved.

Exhibit 23

CLC Map 1



| District | Deviation | % White | % Black | % AP_Wht | % AP_Bl | % 18+_Wht | % 18+_Blk | % 18+_AP_Wht | % 18+_AP_Bl |
|----------|-----------|---------|---------|----------|---------|-----------|-----------|--------------|-------------|
| 1 | 0 | 64.27% | 26.04% | 69.19% | 27.42% | 66.7% | 24.77% | 70.79% | 25.61% |
| 2 | 1 | 65.4% | 24.85% | 70.16% | 26.44% | 67.57% | 24.01% | 71.37% | 24.92% |
| 3 | 0 | 75.46% | 15.06% | 80.32% | 16.27% | 77.16% | 14.82% | 81.14% | 15.46% |
| 4 | 0 | 81.18% | 7.23% | 86.36% | 8.31% | 83.33% | 7.16% | 87.66% | 7.7% |
| 5 | 0 | 69.62% | 17.37% | 76.12% | 19.06% | 71.84% | 17.06% | 77.1% | 18.06% |
| 6 | 0 | 50.5% | 39.86% | 54.42% | 41.06% | 52.72% | 38.72% | 56.06% | 39.61% |
| 7 | 0 | 42.26% | 50.17% | 45.33% | 51.58% | 44.93% | 48.35% | 47.59% | 49.38% |

Exhibit 24




STATE OF ALABAMA

Amended Canvass of Results General Election November 6, 2012

Pursuant to Chapter 14 of Title 17 of the Code of Alabama, 1975, we, the undersigned, hereby amend the canvass of results certified on November 28, 2012, for the General Election for the offices of President of the United States and Chief Justice of the Alabama Supreme Court held in Alabama on Tuesday, November 6, 2012, and to incorporate the write-in votes reported by Wilcox County in said election. The amended canvass shows the correct tabulation of votes to be as recorded on the following pages.

In Testimony Whereby, I have hereunto set my hand and affixed the Great and Principal Seal of the State of Alabama at the State Capitol, in the City of Montgomery, on this the 17th day of December, in the year 2012.





Robert Bentley
Governor



Luther Strange
Attorney General



Beth Chapman
Secretary of State

FOR PRESIDENT AND VICE-PRESIDENT OF THE UNITED STATES

BARACK OBAMA / JOE BIDEN (D)
 MITT ROMNEY / PAUL RYAN (R)
 VIRGIL H. GOODE, JR. / JAMES CLYMER (I)
 GARY JOHNSON / JIM GRAY (I)
 JILL STEIN / CHERI HONKALA (I)
 WI

| Total Vote | | | | | | | |
|------------|-------------|-------------|-------------|-------------|-------------|-------------|-------------|
| County | Total Votes | Total Votes | Total Votes | Total Votes | Total Votes | Total Votes | Total Votes |
| Autauga | 6,363 | 17,379 | 31 | 137 | 22 | 41 | 23,973 |
| Baldwin | 18,424 | 66,016 | 122 | 607 | 169 | 153 | 85,491 |
| Barbour | 5,912 | 5,550 | 9 | 32 | 6 | 8 | 11,517 |
| Bibb | 2,202 | 6,132 | 13 | 38 | 9 | 26 | 8,420 |
| Blount | 2,970 | 20,757 | 59 | 170 | 50 | 54 | 24,060 |
| Bullock | 4,061 | 1,251 | 4 | 3 | 3 | | 5,322 |
| Butler | 4,374 | 5,087 | 9 | 20 | 6 | 6 | 9,502 |
| Calhoun | 15,511 | 30,278 | 85 | 291 | 92 | 107 | 46,364 |
| Chambers | 6,871 | 7,626 | 21 | 78 | 15 | 18 | 14,629 |
| Cherokee | 2,132 | 7,506 | 36 | 79 | 26 | 13 | 9,792 |
| Chilton | 3,397 | 13,932 | 29 | 66 | 38 | 23 | 17,485 |
| Choctaw | 3,786 | 4,152 | 4 | 19 | 7 | 8 | 7,976 |
| Clarke | 6,334 | 7,470 | 11 | 22 | 14 | 9 | 13,860 |
| Clay | 1,777 | 4,817 | 10 | 42 | 16 | 17 | 6,679 |
| Cleburne | 971 | 5,272 | 14 | 37 | 11 | 14 | 6,319 |
| Coffee | 4,925 | 14,666 | 35 | 111 | 33 | 51 | 19,821 |
| Colbert | 9,166 | 13,936 | 46 | 201 | 36 | 59 | 23,444 |
| Conecuh | 3,555 | 3,439 | 4 | 15 | 9 | 3 | 7,025 |
| Coosa | 2,191 | 3,049 | 2 | 19 | 8 | 13 | 5,282 |
| Covington | 3,158 | 12,153 | 26 | 66 | 20 | 16 | 15,439 |
| Crenshaw | 2,050 | 4,331 | 8 | 21 | 8 | 6 | 6,424 |
| Cullman | 5,052 | 28,999 | 94 | 223 | 89 | 98 | 34,555 |
| Dale | 5,286 | 13,108 | 35 | 101 | 27 | 44 | 18,601 |
| Dallas | 14,612 | 6,288 | 9 | 34 | 10 | 11 | 20,964 |
| DeKalb | 5,239 | 18,331 | 69 | 161 | 63 | 87 | 23,950 |
| Elmore | 8,954 | 26,253 | 53 | 191 | 34 | 61 | 35,546 |
| Escambia | 5,489 | 9,287 | 20 | 55 | 18 | 25 | 14,894 |

FOR PRESIDENT AND VICE-PRESIDENT OF THE UNITED STATES

BARACK OBAMA / MITT ROMNEY / VIRGIL H. GOODE, JR. / GARY JOHNSON / JILL STEIN /
 JOE BIDEN (D) PAUL RYAN (R) JAMES CLYMER (I) JIM GRAY (I) CHERI HONKALA (I) WI

| Total Vote | | | | | | | |
|------------|-------------|-------------|-------------|-------------|-------------|-------------|-------------|
| County | Total Votes | Total Votes | Total Votes | Total Votes | Total Votes | Total Votes | Total Votes |
| Etowah | 12,803 | 29,130 | 102 | 395 | 100 | 94 | 42,624 |
| Fayette | 1,817 | 6,054 | 24 | 43 | 8 | 12 | 7,958 |
| Franklin | 3,171 | 7,567 | 30 | 69 | 22 | 22 | 10,881 |
| Geneva | 2,039 | 9,175 | 28 | 63 | 15 | 11 | 11,331 |
| Greene | 4,521 | 804 | 5 | 8 | 2 | 3 | 5,343 |
| Hale | 5,411 | 3,210 | 3 | 13 | 6 | 4 | 8,647 |
| Henry | 3,083 | 5,628 | 9 | 33 | 7 | 6 | 8,766 |
| Houston | 12,367 | 29,270 | 40 | 210 | 31 | 66 | 41,984 |
| Jackson | 5,822 | 14,439 | 65 | 189 | 62 | 55 | 20,632 |
| Jefferson | 159,876 | 141,683 | 284 | 1,637 | 438 | 605 | 304,523 |
| Lamar | 1,646 | 5,457 | 20 | 34 | 9 | 10 | 7,176 |
| Lauderdale | 12,511 | 23,911 | 103 | 293 | 106 | 108 | 37,032 |
| Lawrence | 5,069 | 8,874 | 32 | 107 | 30 | 36 | 14,148 |
| Lee | 21,381 | 32,194 | 82 | 604 | 98 | 137 | 54,496 |
| Limestone | 9,829 | 25,295 | 63 | 218 | 54 | 81 | 35,540 |
| Lowndes | 5,747 | 1,756 | 2 | 15 | 1 | 2 | 7,523 |
| Macon | 9,045 | 1,331 | 1 | 14 | 3 | 2 | 10,396 |
| Madison | 62,015 | 90,884 | 248 | 1,531 | 381 | 369 | 155,428 |
| Marengo | 6,167 | 5,336 | 10 | 15 | 9 | 6 | 11,543 |
| Marion | 2,249 | 9,697 | 34 | 97 | 28 | 24 | 12,129 |
| Marshall | 6,299 | 25,867 | 78 | 228 | 94 | 78 | 32,644 |
| Mobile | 78,760 | 94,893 | 138 | 822 | 251 | 276 | 175,140 |
| Monroe | 4,914 | 5,741 | 12 | 28 | 13 | 9 | 10,717 |
| Montgomery | 63,085 | 38,332 | 68 | 339 | 100 | 143 | 102,067 |
| Morgan | 13,439 | 35,391 | 84 | 321 | 88 | 136 | 49,459 |
| Perry | 4,568 | 1,506 | 2 | 15 | 8 | 2 | 6,101 |
| Pickens | 4,455 | 5,124 | 11 | 16 | 5 | 10 | 9,621 |

FOR PRESIDENT AND VICE-PRESIDENT OF THE UNITED STATES

BARACK OBAMA / MITT ROMNEY / VIRGIL H. GOODE, JR. / GARY JOHNSON / JILL STEIN /
 JOE BIDEN (D) PAUL RYAN (R) JAMES CLYMER (I) JIM GRAY (I) CHERI HONKALA (I) WI

| Total Vote | | | | | | | |
|------------|-------------|-------------|-------------|-------------|-------------|-------------|-------------|
| County | Total Votes | Total Votes | Total Votes | Total Votes | Total Votes | Total Votes | Total Votes |
| Pike | 6,035 | 7,963 | 15 | 76 | 18 | 16 | 14,123 |
| Randolph | 3,078 | 7,224 | 19 | 55 | 22 | 23 | 10,421 |
| Russell | 10,500 | 8,278 | 22 | 62 | 17 | 31 | 18,910 |
| Shelby | 20,051 | 71,436 | 124 | 725 | 171 | 235 | 92,742 |
| St Clair | 5,801 | 29,031 | 59 | 201 | 56 | 87 | 35,235 |
| Sumter | 5,421 | 1,586 | 0 | 18 | 2 | 3 | 7,030 |
| Talladega | 13,905 | 19,246 | 51 | 127 | 44 | 43 | 33,416 |
| Tallapoosa | 6,319 | 12,396 | 20 | 69 | 25 | 22 | 18,851 |
| Tuscaloosa | 32,048 | 45,748 | 111 | 553 | 130 | 182 | 78,772 |
| Walker | 6,557 | 21,651 | 79 | 165 | 69 | 64 | 28,585 |
| Washington | 2,976 | 5,761 | 10 | 22 | 9 | 9 | 8,787 |
| Wilcox | 4,868 | 1,679 | 1 | 2 | 1 | 4 | 6,555 |
| Winston | 1,286 | 8,312 | 34 | 57 | 25 | 14 | 9,728 |
| Totals: | 795,696 | 1,255,925 | 2,981 | 12,328 | 3,397 | 4,011 | 2,074,338 |

| FOR CHIEF JUSTICE OF THE SUPREME COURT | | | |
|--|---------------|---------------|-------|
| | BOB VANCE (D) | ROY MOORE (R) | WI |
| County | Total Votes | Total Votes | Total |
| Autauga | 9451 | 14012 | 25 |
| Baldwin | 29436 | 54063 | 118 |
| Barbour | 6349 | 4785 | 6 |
| Bibb | 2735 | 5581 | 1 |
| Blount | 5532 | 18180 | 33 |
| Bullock | 3980 | 1076 | |
| Butler | 5001 | 4319 | 7 |
| Calhoun | 20099 | 25391 | 48 |
| Chambers | 7212 | 6952 | 9 |
| Cherokee | 3227 | 6375 | 7 |
| Chilton | 5005 | 12069 | 17 |
| Choctaw | 3843 | 3466 | 5 |
| Clarke | 6806 | 6680 | 14 |
| Clay | 2349 | 4172 | 4 |
| Cleburne | 1416 | 4618 | 7 |
| Coffee | 6205 | 13178 | 15 |
| Colbert | 10740 | 12144 | 10 |
| Conecuh | 3847 | 2827 | 6 |
| Coosa | 2483 | 2649 | 3 |
| Covington | 4477 | 10604 | 18 |
| Crenshaw | 2650 | 3647 | 0 |
| Cullman | 8544 | 25608 | 42 |
| Dale | 6162 | 12037 | 22 |
| Dallas | 14676 | 5801 | 16 |
| DeKalb | 7551 | 15896 | 17 |
| Elmore | 13357 | 21620 | 44 |
| Escambia | 6243 | 8178 | 19 |
| Etowah | 19054 | 23088 | 48 |
| Fayette | 2581 | 5248 | 8 |
| Franklin | 3794 | 6835 | 8 |
| Geneva | 2333 | 8697 | 15 |
| Greene | 4474 | 732 | 3 |
| Hale | 5489 | 2678 | 2 |
| Henry | 3294 | 5202 | 10 |
| Houston | 14695 | 26191 | 29 |
| Jackson | 7780 | 12333 | 23 |
| Jefferson | 188916 | 110715 | 288 |
| Lamar | 2078 | 4735 | 6 |
| Lauderdale | 15804 | 20528 | 34 |
| Lawrence | 6099 | 7806 | 7 |
| Lee | 25075 | 28084 | 72 |

| | | | |
|------------|--------|---------|------|
| Limestone | 13416 | 21419 | 35 |
| Lowndes | 5657 | 1536 | 3 |
| Macon | 8734 | 1402 | 8 |
| Madison | 78993 | 72849 | 249 |
| Marengo | 6610 | 4591 | 7 |
| Marion | 3105 | 8851 | 10 |
| Marshall | 10420 | 21603 | 31 |
| Mobile | 91151 | 79427 | 187 |
| Monroe | 5042 | 5098 | 16 |
| Montgomery | 70994 | 29112 | 110 |
| Morgan | 18835 | 29654 | 51 |
| Perry | 4607 | 1358 | 4 |
| Pickens | 4811 | 4609 | 10 |
| Pike | 6924 | 6915 | 16 |
| Randolph | 3449 | 6197 | 16 |
| Russell | 10567 | 7637 | 25 |
| Shelby | 33476 | 57665 | 111 |
| St Clair | 9821 | 24947 | 37 |
| Sumter | 5449 | 1397 | 2 |
| Talladega | 16083 | 16817 | 37 |
| Tallapoosa | 7934 | 10536 | 16 |
| Tuscaloosa | 40333 | 36686 | 100 |
| Walker | 9798 | 18423 | 22 |
| Washington | 3339 | 5050 | 7 |
| Wilcox | 4873 | 1491 | 3 |
| Winston | 2038 | 7557 | 10 |
| Totals: | 977301 | 1051627 | 2189 |

Exhibit 25

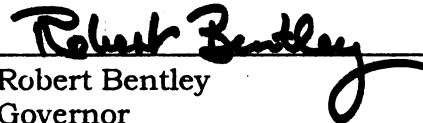


STATE OF ALABAMA

Canvass of Results General Election November 4, 2014


Pursuant to Chapter 12 of Title 17 of the Code of Alabama, 1975, we, the undersigned, hereby certify that the results of the General Election for federal, state, and judicial offices and proposed constitutional amendments held in Alabama on Tuesday, November 4, 2014, were opened and counted by us and that the results so tabulated are recorded on the following pages with an appendix, organized by county, recording the write-in votes cast as certified by each county.

In Testimony Whereby, I have hereunto set my hand and affixed the Great and Principal Seal of the State of Alabama at the State Capitol, in the City of Montgomery, on this the 24th day of November, in the year 2014.



Robert Bentley
Governor

Luther Strange
Attorney General



Jim Bennett
Secretary of State



Statewide Offices - General Election Results

November 4, 2014

| | Governor | | | Lieutenant Governor | | | U.S. Senate | | Attorney General | | |
|--------------|----------------|----------------|--------------|---------------------|----------------|--------------|----------------|---------------|------------------|----------------|--------------|
| | Griffith (D) | Bentley (R) | Write-In | Fields (D) | Ivey (R) | Write-In | Sessions (R) | Write-In | Hubbard (D) | Strange (R) | Write-In |
| Total | 427,787 | 750,231 | 2,395 | 428,007 | 738,090 | 1,146 | 795,606 | 22,484 | 483,771 | 681,973 | 2,157 |
| Autauga | 3,646 | 9,449 | 27 | 3,277 | 9,729 | 15 | 10,345 | 169 | 4,550 | 8,390 | 32 |
| Baldwin | 8,452 | 37,783 | 64 | 8,033 | 37,788 | 36 | 39,135 | 710 | 10,285 | 35,544 | 97 |
| Barbour | 3,657 | 3,114 | 3 | 3,449 | 3,267 | 2 | 3,475 | 80 | 3,909 | 2,810 | 3 |
| Bibb | 1,368 | 3,525 | 7 | 1,175 | 3,667 | 11 | 3,901 | 64 | 1,442 | 3,398 | 13 |
| Blount | 2,179 | 12,081 | 27 | 2,036 | 12,080 | 20 | 12,674 | 129 | 2,554 | 11,559 | 25 |
| Bullock | 2,444 | 747 | 2 | 2,409 | 767 | 0 | 852 | 47 | 2,554 | 621 | 2 |
| Butler | 2,750 | 3,155 | 7 | 2,565 | 3,296 | 4 | 3,391 | 59 | 3,060 | 2,774 | 5 |
| Calhoun | 9,095 | 17,702 | 32 | 8,330 | 18,094 | 31 | 19,264 | 536 | 10,238 | 16,259 | 50 |
| Chambers | 3,640 | 4,605 | 6 | 3,604 | 4,543 | 3 | 4,670 | 128 | 4,065 | 4,016 | 13 |
| Cherokee | 1,869 | 5,010 | 4 | 1,787 | 4,914 | 5 | 5,193 | 56 | 2,166 | 4,534 | 13 |
| Chilton | 2,424 | 9,036 | 16 | 2,229 | 9,078 | 5 | 9,546 | 88 | 2,801 | 8,519 | 6 |
| Choctaw | 1,949 | 2,381 | 2 | 1,892 | 2,214 | 3 | 2,428 | 44 | 2,048 | 2,041 | 4 |
| Clarke | 3,530 | 5,000 | | 3,398 | 4,945 | 1 | 5,083 | 80 | 3,808 | 4,587 | 2 |
| Clay | 1,223 | 3,214 | 3 | 1,173 | 3,157 | 1 | 3,394 | 59 | 1,448 | 2,907 | 6 |
| Cleburne | 717 | 3,129 | 4 | 602 | 3,141 | 3 | 3,222 | 36 | 887 | 2,873 | 4 |
| Coffee | 2,405 | 8,555 | 10 | 2,286 | 8,601 | 15 | 8,888 | 117 | 3,555 | 7,275 | 23 |
| Colbert | 6,119 | 9,551 | 41 | 6,347 | 8,961 | 15 | 10,065 | 263 | 6,781 | 8,672 | 27 |
| Conecuh | 2,344 | 2,373 | 2 | 2,244 | 2,340 | 3 | 2,372 | 48 | 2,571 | 2,060 | 3 |
| Coosa | 1,579 | 2,260 | 2 | 1,578 | 2,211 | 6 | 2,434 | 59 | 1,729 | 2,061 | 7 |
| Covington | 1,777 | 6,155 | 5 | 1,572 | 6,281 | 11 | 6,496 | 47 | 2,402 | 5,425 | 14 |
| Crenshaw | 1,767 | 2,956 | 6 | 1,519 | 3,105 | 4 | 3,159 | 44 | 2,156 | 2,468 | 7 |
| Cullman | 3,698 | 16,606 | 33 | 7,736 | 12,543 | 15 | 17,298 | 159 | 4,503 | 15,532 | 30 |
| Dale | 2,794 | 8,171 | 5 | 2,585 | 8,279 | 7 | 8,735 | 168 | 3,963 | 6,848 | 18 |
| Dallas | 8,456 | 4,116 | 18 | 8,289 | 4,223 | 8 | 4,825 | 325 | 8,895 | 3,610 | 7 |
| DeKalb | 3,682 | 12,593 | 26 | 3,949 | 11,834 | 15 | 12,445 | 117 | 5,126 | 10,628 | 42 |
| Elmore | 5,561 | 15,215 | 39 | 4,919 | 15,737 | 29 | 16,660 | 252 | 7,628 | 12,934 | 45 |
| Escambia | 3,032 | 6,013 | 9 | 2,923 | 5,931 | 6 | 6,323 | 87 | 3,762 | 5,150 | 10 |
| Etowah | 8,909 | 17,539 | 23 | 8,580 | 17,475 | 15 | 19,224 | 449 | 10,160 | 15,904 | 54 |
| Fayette | 1,966 | 4,849 | 9 | 2,053 | 4,469 | 6 | 5,166 | 47 | 2,466 | 4,114 | 4 |
| Franklin | 2,617 | 4,950 | 12 | 2,755 | 4,418 | 8 | 5,185 | 89 | 2,886 | 4,464 | 4 |
| Geneva | 1,219 | 6,119 | 5 | 1,228 | 5,958 | 6 | 6,143 | 73 | 2,187 | 4,975 | 6 |
| Greene | 2,857 | 538 | 0 | 2,867 | 502 | 1 | 629 | 34 | 2,942 | 436 | 2 |
| Hale | 3,168 | 2,002 | 2 | 3,112 | 1,999 | 2 | 2,142 | 66 | 3,301 | 1,806 | 3 |
| Henry | 1,780 | 3,333 | 3 | 1,714 | 3,338 | 3 | 3,437 | 70 | 2,411 | 2,634 | 5 |
| Houston | 6,257 | 17,302 | 31 | 5,711 | 17,684 | 8 | 18,212 | 327 | 9,615 | 13,663 | 37 |

Statewide Offices - General Election Results

November 4, 2014

| | Governor | | | Lieutenant Governor | | | U.S. Senate | | Attorney General | | |
|------------|--------------|-------------|----------|---------------------|----------|----------|--------------|----------|------------------|-------------|----------|
| | Griffith (D) | Bentley (R) | Write-In | Fields (D) | Ivey (R) | Write-In | Sessions (R) | Write-In | Hubbard (D) | Strange (R) | Write-In |
| Jackson | 3,234 | 8,258 | 34 | 3,246 | 7,885 | 10 | 8,413 | 179 | 4,005 | 7,212 | 25 |
| Jefferson | 82,865 | 83,147 | 259 | 82,695 | 82,612 | 150 | 91,243 | 4,938 | 85,908 | 79,437 | 269 |
| Lamar | 1,249 | 3,157 | 2 | 1,168 | 3,081 | 3 | 3,387 | 43 | 1,315 | 2,921 | 2 |
| Lauderdale | 7,431 | 15,782 | 89 | 8,136 | 14,699 | 25 | 16,508 | 520 | 8,540 | 14,392 | 47 |
| Lawrence | 3,300 | 5,867 | 25 | 3,574 | 5,281 | 13 | 6,091 | 99 | 3,735 | 5,259 | 18 |
| Lee | 10,139 | 16,315 | 49 | 9,649 | 16,669 | 66 | 17,514 | 614 | 11,573 | 14,396 | 142 |
| Limestone | 5,379 | 17,581 | 67 | 6,057 | 16,490 | 24 | 17,740 | 419 | 6,774 | 15,815 | 43 |
| Lowndes | 3,127 | 1,174 | 6 | 3,061 | 1,188 | 0 | 1,344 | 57 | 3,298 | 967 | 4 |
| Macon | 4,830 | 829 | 3 | 4,731 | 885 | 11 | 1,133 | 127 | 5,025 | 612 | 5 |
| Madison | 26,097 | 60,277 | 720 | 29,383 | 57,387 | 138 | 62,126 | 2,906 | 32,701 | 53,819 | 301 |
| Marengo | 3,762 | 3,152 | 4 | 3,655 | 3,202 | 4 | 3,408 | 57 | 3,987 | 2,870 | 4 |
| Marion | 2,099 | 6,061 | 12 | 2,093 | 5,729 | 11 | 6,467 | 76 | 2,379 | 5,506 | 10 |
| Marshall | 3,345 | 16,523 | 37 | 3,681 | 15,768 | 18 | 16,589 | 200 | 4,547 | 14,982 | 30 |
| Mobile | 34,835 | 48,651 | 82 | 34,451 | 48,457 | 50 | 51,264 | 1,481 | 36,880 | 46,104 | 98 |
| Monroe | 2,580 | 3,500 | 3 | 2,466 | 3,570 | 0 | 3,688 | 54 | 2,880 | 3,172 | 2 |
| Montgomery | 33,366 | 23,811 | 125 | 32,582 | 24,423 | 54 | 27,252 | 1,567 | 36,934 | 19,835 | 145 |
| Morgan | 6,708 | 22,428 | 76 | 7,663 | 21,216 | 24 | 23,008 | 420 | 7,900 | 20,903 | 73 |
| Perry | 2,633 | 962 | 1 | 2,584 | 988 | 2 | 1,079 | 35 | 2,699 | 863 | 2 |
| Pickens | 2,525 | 3,528 | 2 | 2,555 | 3,366 | 2 | 3,652 | 84 | 2,850 | 3,093 | 2 |
| Pike | 3,821 | 5,330 | 13 | 3,437 | 5,613 | 6 | 5,949 | 164 | 4,747 | 4,293 | 11 |
| Randolph | 1,917 | 4,076 | 11 | 1,800 | 3,963 | 7 | 4,119 | 57 | 2,075 | 3,667 | 8 |
| Russell | 4,758 | 4,440 | 4 | 4,742 | 4,396 | 5 | 4,756 | 205 | 5,009 | 4,078 | 10 |
| St Clair | 3,522 | 15,921 | 26 | 3,309 | 16,007 | 22 | 16,648 | 210 | 4,095 | 15,231 | 23 |
| Shelby | 10,324 | 40,297 | 95 | 9,881 | 40,443 | 68 | 42,275 | 906 | 11,597 | 38,654 | 104 |
| Sumter | 3,101 | 1,051 | 4 | 3,097 | 1,016 | 3 | 1,206 | 51 | 3,164 | 951 | 7 |
| Talladega | 7,877 | 11,335 | 19 | 7,665 | 11,466 | 8 | 12,465 | 318 | 8,538 | 10,556 | 20 |
| Tallapoosa | 4,041 | 8,002 | 10 | 3,659 | 8,274 | 4 | 8,552 | 114 | 4,732 | 7,153 | 18 |
| Tuscaloosa | 17,196 | 25,369 | 88 | 16,637 | 25,506 | 62 | 27,260 | 1,074 | 18,847 | 23,314 | 62 |
| Walker | 4,750 | 12,317 | 30 | 4,617 | 12,236 | 18 | 13,600 | 264 | 5,598 | 11,278 | 30 |
| Washington | 1,742 | 3,263 | 1 | 1,621 | 3,250 | 8 | 3,393 | 33 | 1,839 | 3,091 | 7 |
| Wilcox | 2,913 | 1,347 | 4 | 2,719 | 1,381 | 2 | 1,494 | 34 | 3,110 | 1,095 | 0 |
| Winston | 1,391 | 5,353 | 9 | 1,467 | 5,074 | 5 | 5,572 | 52 | 1,636 | 4,963 | 12 |

Statewide Offices - General Election Results

November 4, 2014

| | Associate Justice, Place 1 | | Court of Civil Appeals, Place 1 | | Court of Civil Appeals, Place 2 | | Court of Criminal Appeals, Place 1 | |
|--------------|----------------------------|---------------|---------------------------------|---------------|---------------------------------|---------------|------------------------------------|---------------|
| | Shaw (R) | Write-In | Thompson (R) | Write-In | Donaldson (R) | Write-In | Windom (R) | Write-In |
| Total | 749,479 | 16,290 | 745,374 | 15,465 | 741,514 | 15,156 | 740,908 | 14,808 |
| Autauga | 9,758 | 124 | 9,767 | 113 | 9,676 | 108 | 9,709 | 105 |
| Baldwin | 37,529 | 425 | 37,426 | 396 | 37,316 | 384 | 37,309 | 380 |
| Barbour | 3,214 | 79 | 3,176 | 79 | 3,134 | 79 | 3,144 | 73 |
| Bibb | 3,732 | 56 | 3,736 | 56 | 3,728 | 51 | 3,726 | 53 |
| Blount | 12,146 | 63 | 12,065 | 66 | 12,025 | 63 | 12,004 | 69 |
| Bullock | 745 | 47 | 736 | 49 | 724 | 48 | 715 | 52 |
| Butler | 2,917 | 59 | 2,907 | 52 | 2,871 | 50 | 2,888 | 52 |
| Calhoun | 18,237 | 412 | 18,091 | 388 | 17,988 | 376 | 17,992 | 360 |
| Chambers | 4,407 | 113 | 4,381 | 105 | 4,345 | 104 | 4,351 | 100 |
| Cherokee | 4,729 | 42 | 4,681 | 45 | 4,651 | 37 | 4,642 | 35 |
| Chilton | 8,980 | 59 | 8,890 | 54 | 8,864 | 47 | 8,834 | 50 |
| Choctaw | 2,028 | 35 | 2,034 | 38 | 2,013 | 32 | 1,983 | 33 |
| Clarke | 4,531 | 79 | 4,512 | 73 | 4,458 | 69 | 4,457 | 71 |
| Clay | 3,118 | 43 | 3,098 | 38 | 3,069 | 40 | 3,071 | 37 |
| Cleburne | 3,040 | 31 | 3,032 | 29 | 3,019 | 25 | 3,017 | 27 |
| Coffee | 8,250 | 105 | 8,213 | 94 | 8,192 | 88 | 8,207 | 86 |
| Colbert | 9,328 | 178 | 9,419 | 165 | 9,217 | 161 | 9,165 | 152 |
| Conecuh | 1,907 | 42 | 1,878 | 44 | 1,856 | 44 | 1,870 | 41 |
| Coosa | 2,266 | 51 | 2,243 | 54 | 2,217 | 52 | 2,219 | 50 |
| Covington | 6,047 | 30 | 6,008 | 26 | 5,981 | 27 | 5,976 | 27 |
| Crenshaw | 2,749 | 35 | 2,728 | 34 | 2,702 | 33 | 2,706 | 36 |
| Cullman | 16,259 | 101 | 16,126 | 100 | 16,078 | 92 | 16,048 | 85 |
| Dale | 8,257 | 133 | 8,229 | 121 | 8,165 | 123 | 8,187 | 114 |
| Dallas | 4,306 | 287 | 4,292 | 285 | 4,232 | 277 | 4,246 | 276 |
| DeKalb | 11,452 | 109 | 11,318 | 93 | 11,223 | 94 | 11,184 | 98 |
| Elmore | 15,744 | 175 | 15,678 | 158 | 15,575 | 157 | 15,564 | 155 |
| Escambia | 5,742 | 64 | 5,688 | 61 | 5,620 | 60 | 5,589 | 64 |
| Etowah | 17,853 | 328 | 17,730 | 313 | 17,586 | 305 | 17,548 | 309 |
| Fayette | 4,626 | 37 | 4,596 | 35 | 4,576 | 30 | 4,561 | 33 |
| Franklin | 4,501 | 64 | 4,452 | 55 | 4,399 | 62 | 4,380 | 57 |
| Geneva | 5,696 | 46 | 5,631 | 44 | 5,600 | 43 | 5,606 | 44 |
| Greene | 562 | 35 | 552 | 34 | 550 | 32 | 549 | 34 |
| Hale | 1,885 | 44 | 1,898 | 46 | 1,909 | 42 | 1,887 | 46 |
| Henry | 3,170 | 56 | 3,146 | 53 | 3,124 | 53 | 3,119 | 54 |
| Houston | 17,070 | 215 | 16,974 | 205 | 16,878 | 201 | 16,885 | 191 |

Statewide Offices - General Election Results

November 4, 2014

| | Associate Justice, Place 1 | | Court of Civil Appeals, Place 1 | | Court of Civil Appeals, Place 2 | | Court of Criminal Appeals, Place 1 | |
|------------|----------------------------|----------|---------------------------------|----------|---------------------------------|----------|------------------------------------|----------|
| | Shaw (R) | Write-In | Thompson (R) | Write-In | Donaldson (R) | Write-In | Windom (R) | Write-In |
| Jackson | 7,661 | 131 | 7,605 | 115 | 7,537 | 112 | 7,483 | 113 |
| Jefferson | 88,901 | 3,546 | 88,226 | 3,348 | 87,940 | 3,308 | 87,949 | 3,198 |
| Lamar | 3,136 | 40 | 3,105 | 37 | 3,086 | 33 | 3,076 | 36 |
| Lauderdale | 15,308 | 370 | 15,215 | 336 | 15,070 | 338 | 15,097 | 313 |
| Lawrence | 5,513 | 86 | 5,458 | 79 | 5,399 | 70 | 5,375 | 68 |
| Lee | 16,928 | 384 | 16,883 | 357 | 16,814 | 346 | 16,844 | 331 |
| Limestone | 16,667 | 333 | 16,534 | 306 | 16,421 | 300 | 16,428 | 295 |
| Lowndes | 1,169 | 55 | 1,167 | 50 | 1,148 | 50 | 1,152 | 45 |
| Macon | 985 | 110 | 981 | 99 | 950 | 102 | 963 | 99 |
| Madison | 58,704 | 1,877 | 58,311 | 1,781 | 58,081 | 1,759 | 58,163 | 1,691 |
| Marengo | 3,056 | 47 | 3,037 | 51 | 3,017 | 51 | 3,022 | 47 |
| Marion | 5,850 | 50 | 5,764 | 48 | 5,722 | 47 | 5,687 | 52 |
| Marshall | 15,183 | 125 | 15,109 | 116 | 14,985 | 118 | 14,958 | 114 |
| Mobile | 48,699 | 1,152 | 48,506 | 1,126 | 48,248 | 1,096 | 48,387 | 1,095 |
| Monroe | 3,350 | 46 | 3,307 | 45 | 3,286 | 43 | 3,274 | 49 |
| Montgomery | 25,266 | 1,217 | 25,054 | 1,170 | 24,778 | 1,153 | 24,866 | 1,124 |
| Morgan | 21,872 | 253 | 21,809 | 258 | 21,596 | 250 | 21,567 | 255 |
| Perry | 948 | 33 | 947 | 34 | 938 | 32 | 944 | 32 |
| Pickens | 3,262 | 85 | 3,238 | 81 | 3,224 | 79 | 3,211 | 76 |
| Pike | 5,414 | 151 | 5,448 | 134 | 5,348 | 127 | 5,332 | 124 |
| Randolph | 3,691 | 54 | 3,674 | 52 | 3,638 | 50 | 3,623 | 45 |
| Russell | 4,625 | 176 | 4,616 | 166 | 4,603 | 166 | 4,595 | 160 |
| St Clair | 16,166 | 130 | 16,134 | 127 | 16,102 | 123 | 16,078 | 128 |
| Shelby | 41,201 | 546 | 41,119 | 528 | 41,053 | 529 | 41,094 | 504 |
| Sumter | 1,093 | 52 | 1,098 | 48 | 1,074 | 52 | 1,079 | 51 |
| Talladega | 11,973 | 260 | 11,943 | 252 | 11,854 | 243 | 11,864 | 243 |
| Tallapoosa | 7,993 | 101 | 7,945 | 97 | 7,867 | 100 | 7,867 | 95 |
| Tuscaloosa | 25,784 | 800 | 25,667 | 762 | 26,083 | 727 | 25,583 | 714 |
| Walker | 12,826 | 172 | 12,738 | 168 | 12,723 | 170 | 12,685 | 169 |
| Washington | 3,027 | 31 | 2,987 | 26 | 2,968 | 27 | 2,967 | 26 |
| Wilcox | 1,240 | 39 | 1,256 | 37 | 1,245 | 34 | 1,241 | 29 |
| Winston | 5,207 | 36 | 5,162 | 30 | 5,155 | 32 | 5,116 | 38 |

Statewide Offices - General Election Results

November 4, 2014

| | Court of Criminal Appeals, Place 2 | | Secretary of State | | | Treasurer | |
|--------------|------------------------------------|---------------|--------------------|----------------|--------------|----------------|---------------|
| | Kellum (R) | Write-In | Albert-Kaigler (D) | Merrill (R) | Write-In | Boozer (R) | Write-In |
| Total | 739,008 | 14,667 | 406,373 | 733,298 | 1,271 | 748,876 | 15,224 |
| Autauga | 9,667 | 105 | 2,912 | 9,853 | 15 | 9,868 | 101 |
| Baldwin | 37,239 | 368 | 7,816 | 37,301 | 44 | 37,680 | 383 |
| Barbour | 3,122 | 70 | 3,400 | 3,164 | 10 | 3,207 | 70 |
| Bibb | 3,729 | 49 | 1,117 | 3,670 | 9 | 3,725 | 56 |
| Blount | 11,972 | 67 | 1,647 | 12,192 | 13 | 12,072 | 75 |
| Bullock | 717 | 47 | 2,366 | 735 | 2 | 740 | 49 |
| Butler | 2,864 | 54 | 2,464 | 3,148 | 5 | 2,957 | 51 |
| Calhoun | 17,957 | 366 | 7,792 | 18,105 | 28 | 18,130 | 369 |
| Chambers | 4,360 | 99 | 3,591 | 4,352 | 7 | 4,371 | 101 |
| Cherokee | 4,621 | 37 | 1,727 | 4,635 | 8 | 4,642 | 51 |
| Chilton | 8,828 | 47 | 1,904 | 9,090 | 12 | 8,950 | 56 |
| Choctaw | 1,983 | 36 | 1,817 | 2,094 | 2 | 2,007 | 38 |
| Clarke | 4,444 | 71 | 3,382 | 4,619 | 2 | 4,526 | 69 |
| Clay | 3,048 | 33 | 1,052 | 3,102 | 4 | 3,083 | 44 |
| Cleburne | 3,017 | 25 | 398 | 3,411 | 1 | 3,001 | 27 |
| Coffee | 8,163 | 77 | 2,244 | 8,361 | 11 | 8,282 | 91 |
| Colbert | 9,135 | 148 | 5,979 | 8,837 | 11 | 9,158 | 163 |
| Conecuh | 1,854 | 38 | 2,236 | 2,065 | 2 | 1,932 | 37 |
| Coosa | 2,210 | 49 | 1,451 | 2,229 | 7 | 2,250 | 48 |
| Covington | 5,964 | 24 | 1,291 | 6,414 | 7 | 6,056 | 28 |
| Crenshaw | 2,692 | 34 | 1,329 | 3,057 | 16 | 2,796 | 31 |
| Cullman | 15,994 | 91 | 3,096 | 16,316 | 19 | 16,154 | 109 |
| Dale | 8,161 | 108 | 2,595 | 8,002 | 7 | 8,274 | 126 |
| Dallas | 4,233 | 273 | 8,230 | 3,986 | 12 | 4,422 | 273 |
| DeKalb | 11,144 | 92 | 3,807 | 11,294 | 18 | 11,345 | 92 |
| Elmore | 15,503 | 149 | 4,348 | 15,977 | 22 | 15,885 | 164 |
| Escambia | 5,567 | 60 | 2,804 | 5,691 | 8 | 5,668 | 59 |
| Etowah | 17,509 | 294 | 8,351 | 16,859 | 36 | 17,711 | 292 |
| Fayette | 4,546 | 34 | 1,698 | 4,497 | 8 | 4,601 | 34 |
| Franklin | 4,346 | 61 | 2,375 | 4,540 | 9 | 4,383 | 62 |
| Geneva | 5,589 | 44 | 1,149 | 5,772 | 2 | 5,706 | 45 |
| Greene | 551 | 30 | 2,815 | 515 | 4 | 560 | 33 |
| Hale | 1,875 | 42 | 3,306 | 1,988 | 2 | 1,946 | 42 |
| Henry | 3,110 | 53 | 1,717 | 3,161 | 2 | 3,160 | 52 |
| Houston | 16,847 | 195 | 5,716 | 16,981 | 21 | 17,092 | 194 |

Statewide Offices - General Election Results

November 4, 2014

| | Court of Criminal Appeals, Place 2 | | Secretary of State | | | Treasurer | |
|------------|------------------------------------|----------|--------------------|-------------|----------|------------|----------|
| | Kellum (R) | Write-In | Albert-Kaigler (D) | Merrill (R) | Write-In | Boozer (R) | Write-In |
| Jackson | 7,447 | 110 | 3,070 | 7,512 | 9 | 7,543 | 120 |
| Jefferson | 87,854 | 3,202 | 80,024 | 82,841 | 150 | 88,565 | 3,296 |
| Lamar | 3,069 | 34 | 1,016 | 3,086 | 3 | 3,069 | 31 |
| Lauderdale | 15,003 | 317 | 7,328 | 14,654 | 36 | 15,082 | 336 |
| Lawrence | 5,353 | 67 | 3,331 | 5,139 | 6 | 5,448 | 75 |
| Lee | 16,811 | 326 | 9,669 | 16,211 | 60 | 17,026 | 337 |
| Limestone | 16,400 | 298 | 5,749 | 16,111 | 22 | 16,529 | 304 |
| Lowndes | 1,143 | 42 | 2,995 | 1,131 | 3 | 1,195 | 46 |
| Macon | 941 | 106 | 4,728 | 788 | 12 | 1,004 | 101 |
| Madison | 58,018 | 1,669 | 28,806 | 56,099 | 86 | 58,548 | 1,764 |
| Marengo | 3,019 | 52 | 3,572 | 3,153 | 9 | 3,103 | 51 |
| Marion | 5,674 | 50 | 1,673 | 5,781 | 6 | 5,756 | 59 |
| Marshall | 14,932 | 111 | 3,307 | 15,317 | 18 | 15,176 | 129 |
| Mobile | 48,197 | 1,082 | 33,958 | 47,571 | 75 | 48,709 | 1,084 |
| Monroe | 3,262 | 50 | 2,471 | 3,386 | 2 | 3,343 | 51 |
| Montgomery | 24,703 | 1,130 | 31,896 | 24,016 | 99 | 26,326 | 1,074 |
| Morgan | 21,552 | 245 | 6,544 | 21,582 | 27 | 21,717 | 273 |
| Perry | 939 | 32 | 2,554 | 942 | 4 | 968 | 29 |
| Pickens | 3,197 | 77 | 2,465 | 3,334 | 2 | 3,280 | 84 |
| Pike | 5,328 | 129 | 3,377 | 5,423 | 8 | 5,458 | 126 |
| Randolph | 3,627 | 44 | 1,610 | 4,018 | 10 | 3,614 | 54 |
| Russell | 4,585 | 158 | 4,741 | 4,316 | 7 | 4,572 | 165 |
| St Clair | 16,081 | 128 | 2,949 | 16,063 | 26 | 16,159 | 143 |
| Shelby | 41,072 | 497 | 9,115 | 40,730 | 51 | 41,202 | 558 |
| Sumter | 1,074 | 49 | 3,064 | 996 | 3 | 1,103 | 48 |
| Talladega | 11,848 | 237 | 7,373 | 11,469 | 11 | 11,931 | 232 |
| Tallapoosa | 7,822 | 94 | 3,421 | 8,156 | 5 | 7,989 | 93 |
| Tuscaloosa | 25,551 | 710 | 16,132 | 25,703 | 108 | 25,929 | 767 |
| Walker | 12,647 | 159 | 4,111 | 12,218 | 13 | 12,731 | 179 |
| Washington | 2,963 | 29 | 1,638 | 3,046 | 5 | 3,035 | 30 |
| Wilcox | 1,233 | 29 | 2,702 | 1,267 | 1 | 1,290 | 27 |
| Winston | 5,102 | 34 | 1,062 | 5,226 | 8 | 5,136 | 43 |

Statewide Offices - General Election Results

November 4, 2014

| | Auditor | | | Commissioner of Agriculture & Industries | | |
|--------------|----------------|----------------|--------------|--|----------------|------------|
| | Joseph (D) | Zeigler (R) | Write-In | Smith (D) | McMillan (R) | Write-In |
| Total | 420,843 | 716,122 | 1,010 | 400,299 | 734,428 | 970 |
| Autauga | 3,111 | 9,634 | 10 | 2,868 | 9,887 | 8 |
| Baldwin | 8,603 | 36,539 | 36 | 7,563 | 37,724 | 35 |
| Barbour | 3,383 | 3,153 | 4 | 3,359 | 3,198 | 2 |
| Bibb | 1,130 | 3,646 | 7 | 1,082 | 3,671 | 2 |
| Blount | 1,812 | 12,018 | 7 | 1,602 | 12,203 | 8 |
| Bullock | 2,370 | 728 | 3 | 2,348 | 752 | 2 |
| Butler | 2,525 | 3,079 | 8 | 2,430 | 3,217 | 3 |
| Calhoun | 8,318 | 17,382 | 27 | 7,806 | 17,762 | 32 |
| Chambers | 3,597 | 4,343 | 12 | 3,525 | 4,405 | 6 |
| Cherokee | 1,784 | 4,568 | 8 | 1,695 | 4,639 | 7 |
| Chilton | 2,048 | 8,956 | 5 | 1,870 | 9,106 | 4 |
| Choctaw | 1,778 | 2,096 | 0 | 1,791 | 2,095 | 3 |
| Clarke | 3,375 | 4,649 | 3 | 3,295 | 4,716 | 0 |
| Clay | 1,086 | 3,069 | 6 | 1,021 | 3,109 | 6 |
| Cleburne | 554 | 3,073 | 5 | 533 | 3,101 | 3 |
| Coffee | 2,366 | 8,282 | 4 | 2,178 | 8,431 | 9 |
| Colbert | 6,340 | 8,459 | 10 | 5,879 | 8,866 | 11 |
| Conecuh | 2,225 | 2,094 | 1 | 2,190 | 2,127 | 1 |
| Coosa | 1,480 | 2,217 | 4 | 1,411 | 2,268 | 1 |
| Covington | 1,466 | 6,173 | 1 | 1,346 | 6,299 | 2 |
| Crenshaw | 1,426 | 2,945 | 6 | 1,322 | 3,075 | 6 |
| Cullman | 3,302 | 16,182 | 16 | 3,022 | 16,438 | 9 |
| Dale | 2,680 | 7,939 | 13 | 2,522 | 8,081 | 13 |
| Dallas | 8,200 | 3,970 | 6 | 8,149 | 4,024 | 9 |
| DeKalb | 4,118 | 10,895 | 14 | 3,670 | 11,356 | 15 |
| Elmore | 4,698 | 15,516 | 15 | 4,272 | 16,008 | 11 |
| Escambia | 2,878 | 5,611 | 7 | 2,749 | 5,808 | 5 |
| Etowah | 8,683 | 16,603 | 14 | 8,261 | 16,884 | 23 |
| Fayette | 1,797 | 4,394 | 4 | 1,730 | 4,414 | 6 |
| Franklin | 2,655 | 4,079 | 6 | 2,386 | 4,388 | 9 |
| Geneva | 1,190 | 5,760 | 3 | 1,103 | 5,886 | 3 |
| Greene | 2,811 | 506 | 0 | 2,816 | 498 | 1 |
| Hale | 3,014 | 1,925 | 1 | 2,989 | 1,957 | 3 |
| Henry | 1,754 | 3,132 | 2 | 1,682 | 3,215 | 4 |
| Houston | 5,912 | 16,784 | 19 | 5,521 | 17,168 | 12 |

Statewide Offices - General Election Results
November 4, 2014

| | Auditor | | | Commissioner of Agriculture & Industries | | |
|------------|------------|-------------|----------|--|--------------|----------|
| | Joseph (D) | Zeigler (R) | Write-In | Smith (D) | McMillan (R) | Write-In |
| Jackson | 3,159 | 7,451 | 11 | 3,009 | 7,546 | 8 |
| Jefferson | 82,003 | 80,962 | 157 | 79,492 | 82,898 | 137 |
| Lamar | 1,043 | 3,044 | 4 | 958 | 3,136 | 3 |
| Lauderdale | 8,126 | 13,851 | 21 | 7,253 | 14,574 | 24 |
| Lawrence | 3,509 | 4,968 | 2 | 3,276 | 5,207 | 6 |
| Lee | 9,867 | 16,046 | 24 | 9,374 | 16,443 | 36 |
| Limestone | 6,022 | 15,806 | 23 | 5,566 | 16,193 | 24 |
| Lowndes | 2,967 | 1,115 | 4 | 2,946 | 1,158 | 2 |
| Macon | 4,711 | 797 | 6 | 4,690 | 827 | 6 |
| Madison | 30,242 | 54,285 | 80 | 28,216 | 55,814 | 90 |
| Marengo | 3,567 | 3,115 | 5 | 3,517 | 3,167 | 4 |
| Marion | 1,805 | 5,608 | 2 | 1,713 | 5,664 | 7 |
| Marshall | 3,621 | 14,972 | 9 | 3,094 | 15,474 | 11 |
| Mobile | 34,905 | 46,666 | 73 | 33,595 | 47,840 | 56 |
| Monroe | 2,489 | 3,364 | 2 | 2,425 | 3,449 | 5 |
| Montgomery | 32,843 | 22,653 | 78 | 31,260 | 24,442 | 48 |
| Morgan | 7,267 | 20,846 | 26 | 6,364 | 21,623 | 24 |
| Perry | 2,559 | 926 | 4 | 2,539 | 958 | 3 |
| Pickens | 2,479 | 3,278 | 6 | 2,437 | 3,299 | 6 |
| Pike | 3,458 | 5,314 | 6 | 3,302 | 5,471 | 10 |
| Randolph | 1,683 | 3,827 | 10 | 1,623 | 3,902 | 9 |
| Russell | 4,746 | 4,274 | 7 | 4,693 | 4,294 | 5 |
| St Clair | 3,182 | 15,860 | 12 | 2,994 | 15,978 | 17 |
| Shelby | 10,013 | 39,741 | 52 | 9,045 | 40,582 | 50 |
| Sumter | 3,066 | 977 | 4 | 3,019 | 1,010 | 5 |
| Talladega | 7,377 | 11,486 | 10 | 7,258 | 11,504 | 7 |
| Tallapoosa | 3,545 | 8,040 | 3 | 3,383 | 8,194 | 4 |
| Tuscaloosa | 16,410 | 24,921 | 49 | 15,898 | 25,169 | 51 |
| Walker | 4,198 | 12,120 | 14 | 4,025 | 12,228 | 24 |
| Washington | 1,635 | 3,056 | 7 | 1,619 | 3,078 | 4 |
| Wilcox | 2,701 | 1,223 | 5 | 2,700 | 1,250 | 2 |
| Winston | 1,176 | 5,131 | 7 | 1,030 | 5,280 | 8 |

Statewide Offices - General Election Results
November 4, 2014

| | Public Service Commissioner, Place 1 | | Public Service Commissioner, Place 2 | |
|--------------|--------------------------------------|---------------|--------------------------------------|---------------|
| | Oden (R) | Write-In | Beeker (R) | Write-In |
| Total | 735,298 | 15,043 | 735,957 | 15,094 |
| Autauga | 9,624 | 116 | 9,653 | 112 |
| Baldwin | 37,033 | 403 | 37,090 | 368 |
| Barbour | 3,104 | 66 | 3,102 | 66 |
| Bibb | 3,695 | 53 | 3,724 | 49 |
| Blount | 12,081 | 74 | 12,019 | 67 |
| Bullock | 710 | 49 | 709 | 50 |
| Butler | 2,839 | 52 | 2,850 | 56 |
| Calhoun | 17,805 | 378 | 17,815 | 375 |
| Chambers | 4,334 | 97 | 4,311 | 97 |
| Cherokee | 4,594 | 34 | 4,592 | 35 |
| Chilton | 8,836 | 58 | 8,895 | 54 |
| Choctaw | 1,975 | 33 | 1,993 | 33 |
| Clarke | 4,417 | 76 | 4,452 | 69 |
| Clay | 3,032 | 37 | 3,051 | 40 |
| Cleburne | 3,003 | 25 | 3,017 | 25 |
| Coffee | 8,121 | 87 | 8,133 | 85 |
| Colbert | 9,034 | 155 | 9,013 | 156 |
| Conecuh | 1,852 | 43 | 1,848 | 37 |
| Coosa | 2,195 | 49 | 2,227 | 50 |
| Covington | 5,946 | 27 | 5,953 | 29 |
| Crenshaw | 2,674 | 33 | 2,683 | 32 |
| Cullman | 16,489 | 143 | 16,096 | 100 |
| Dale | 8,127 | 117 | 8,148 | 114 |
| Dallas | 4,224 | 269 | 4,223 | 281 |
| DeKalb | 11,106 | 98 | 11,061 | 97 |
| Elmore | 15,426 | 163 | 15,441 | 159 |
| Escambia | 5,528 | 57 | 5,532 | 52 |
| Etowah | 17,430 | 282 | 17,431 | 292 |
| Fayette | 4,544 | 42 | 4,569 | 40 |
| Franklin | 4,296 | 68 | 4,292 | 64 |
| Geneva | 5,574 | 43 | 5,589 | 45 |
| Greene | 541 | 34 | 589 | 37 |
| Hale | 1,855 | 43 | 1,995 | 41 |
| Henry | 3,081 | 53 | 3,107 | 54 |
| Houston | 16,763 | 190 | 16,810 | 191 |

Statewide Offices - General Election Results
November 4, 2014

| | Public Service Commissioner, Place 1 | | Public Service Commissioner, Place 2 | |
|------------|--------------------------------------|----------|--------------------------------------|----------|
| | Oden (R) | Write-In | Beeker (R) | Write-In |
| Jackson | 7,455 | 101 | 7,443 | 105 |
| Jefferson | 87,179 | 3,255 | 87,288 | 3,366 |
| Lamar | 3,046 | 29 | 3,041 | 30 |
| Lauderdale | 14,898 | 312 | 14,857 | 310 |
| Lawrence | 5,342 | 68 | 5,329 | 63 |
| Lee | 16,708 | 336 | 16,696 | 345 |
| Limestone | 16,289 | 307 | 16,266 | 301 |
| Lowndes | 1,131 | 45 | 1,126 | 51 |
| Macon | 931 | 100 | 939 | 101 |
| Madison | 57,464 | 1,695 | 57,368 | 1,709 |
| Marengo | 3,024 | 51 | 3,104 | 51 |
| Marion | 5,662 | 50 | 5,676 | 49 |
| Marshall | 14,882 | 128 | 14,870 | 121 |
| Mobile | 47,922 | 1,148 | 48,058 | 1,106 |
| Monroe | 3,259 | 49 | 3,271 | 46 |
| Montgomery | 24,334 | 1,118 | 24,346 | 1,145 |
| Morgan | 21,658 | 276 | 21,457 | 246 |
| Perry | 920 | 29 | 939 | 30 |
| Pickens | 3,179 | 73 | 3,230 | 75 |
| Pike | 5,270 | 126 | 5,278 | 128 |
| Randolph | 3,577 | 51 | 3,610 | 53 |
| Russell | 4,546 | 159 | 4,545 | 160 |
| St Clair | 16,028 | 121 | 16,053 | 135 |
| Shelby | 40,875 | 532 | 40,962 | 540 |
| Sumter | 1,079 | 49 | 1,124 | 52 |
| Talladega | 11,782 | 228 | 11,769 | 228 |
| Tallapoosa | 7,782 | 90 | 7,792 | 91 |
| Tuscaloosa | 25,313 | 719 | 25,563 | 745 |
| Walker | 12,580 | 166 | 12,631 | 166 |
| Washington | 2,937 | 28 | 2,949 | 27 |
| Wilcox | 1,234 | 21 | 1,236 | 28 |
| Winston | 5,124 | 36 | 5,128 | 39 |

Exhibit 26




STATE OF ALABAMA


Canvass of Results for the General Election held on November 8, 2016

Pursuant to Chapter 12 of Title 17 of the Code of Alabama, 1975, we, the undersigned, hereby certify that the results of the General Election for federal and state offices and for proposed constitutional amendments held in Alabama on Tuesday, November 8, 2016, were opened and counted by us and that the results so tabulated are recorded on the following pages with an appendix, organized by county, recording the write-in votes cast as certified by each applicable county for the office of Member of the U.S. House of Representatives for the 2nd Congressional District of the State of Alabama.

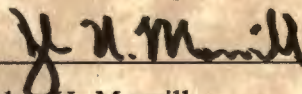
In Testimony Whereby, I have hereunto set my hand and affixed the Great and Principal Seal of the State of Alabama at the State Capitol, in the City of Montgomery, on this the 29th day of November, in the year 2016.



Robert Bentley
Governor



Luther Strange
Attorney General



John H. Merrill
Secretary of State



General Election Results November 8, 2016

Statewide Offices 1-4

US House of Representatives.....5-8

State Board of Education.....9-10

Office of Circuit Court Judge.....11-46

Office of District Attorney.....47-66

Office of District Judge..... 67-72

Proposed Constitutional Amendments.....73-86

Appendix.....87

 Write-In Votes Cast in Contest for Second Congressional District

Statewide Offices - General Election Results

November 8, 2016

| | President | | | | | U.S. Senate | | | Supreme Court, Place 1 | |
|--------------|----------------|------------------|---------------|--------------|---------------|----------------|------------------|--------------|------------------------|---------------|
| | Clinton (D) | Trump (R) | Johnson (I) | Stein (I) | Write-In | Crumpton (D) | Shelby (R) | Write-In | Bolin (R) | Write-In |
| Total | 729,547 | 1,318,255 | 44,467 | 9,391 | 21,712 | 748,709 | 1,335,104 | 3,631 | 1,388,414 | 36,365 |
| Autauga | 5,936 | 18,172 | 546 | 105 | 214 | 6,331 | 18,220 | 62 | 18,451 | 366 |
| Baldwin | 18,458 | 72,883 | 2,464 | 456 | 954 | 19,145 | 74,021 | 248 | 75,807 | 1,126 |
| Barbour | 4,871 | 5,454 | 93 | 18 | 33 | 4,777 | 5,436 | 16 | 5,222 | 188 |
| Bibb | 1,874 | 6,738 | 124 | 17 | 66 | 2,082 | 6,612 | 17 | 6,806 | 98 |
| Blount | 2,156 | 22,859 | 338 | 89 | 146 | 2,980 | 22,169 | 48 | 22,013 | 169 |
| Bullock | 3,530 | 1,140 | 22 | 10 | 8 | 3,364 | 1,167 | 6 | 1,199 | 87 |
| Butler | 3,726 | 4,901 | 65 | 13 | 27 | 3,663 | 4,840 | 7 | 4,629 | 109 |
| Calhoun | 13,242 | 32,865 | 1,116 | 262 | 379 | 14,152 | 32,976 | 69 | 34,455 | 871 |
| Chambers | 5,784 | 7,843 | 168 | 44 | 61 | 5,845 | 7,865 | 18 | 8,017 | 225 |
| Cherokee | 1,547 | 8,953 | 147 | 26 | 60 | 1,915 | 8,636 | 7 | 8,104 | 60 |
| Chilton | 2,911 | 15,081 | 228 | 52 | 97 | 3,327 | 14,582 | 25 | 14,344 | 140 |
| Choctaw | 3,109 | 4,106 | 52 | 6 | 19 | 2,992 | 4,035 | 8 | 3,541 | 83 |
| Clarke | 5,749 | 7,140 | 99 | 17 | 26 | 5,558 | 7,158 | 14 | 6,657 | 100 |
| Clay | 1,237 | 5,245 | 93 | 16 | 33 | 1,377 | 5,147 | 4 | 4,838 | 52 |
| Cleburne | 684 | 5,764 | 90 | 20 | 35 | 847 | 5,554 | 6 | 5,272 | 28 |
| Coffee | 4,221 | 15,875 | 396 | 104 | 171 | 4,498 | 15,745 | 49 | 15,495 | 230 |
| Colbert | 7,312 | 16,746 | 511 | 107 | 239 | 8,443 | 15,866 | 28 | 16,115 | 276 |
| Conecuh | 3,080 | 3,420 | 51 | 10 | 24 | 3,006 | 3,298 | 7 | 2,903 | 42 |
| Coosa | 1,782 | 3,381 | 53 | 14 | 22 | 1,788 | 3,378 | 8 | 3,390 | 91 |
| Covington | 2,387 | 13,267 | 183 | 36 | 67 | 2,740 | 12,690 | 36 | 11,834 | 119 |
| Crenshaw | 1,664 | 4,513 | 65 | 14 | 11 | 1,734 | 4,392 | 11 | 4,006 | 45 |
| Cullman | 3,798 | 32,989 | 687 | 134 | 265 | 5,207 | 32,001 | 57 | 32,236 | 261 |
| Dale | 4,413 | 13,808 | 350 | 62 | 116 | 4,625 | 13,652 | 58 | 13,953 | 308 |
| Dallas | 12,836 | 5,789 | 96 | 24 | 47 | 12,388 | 6,060 | 14 | 6,319 | 402 |
| DeKalb | 3,622 | 21,405 | 458 | 152 | 189 | 4,749 | 20,347 | 27 | 19,838 | 179 |
| Elmore | 8,443 | 27,634 | 738 | 112 | 333 | 8,833 | 27,591 | 102 | 27,516 | 545 |
| Escambia | 4,605 | 9,935 | 188 | 37 | 80 | 4,625 | 9,555 | 17 | 9,423 | 159 |
| Etowah | 10,442 | 32,353 | 835 | 164 | 370 | 11,981 | 31,441 | 84 | 32,403 | 668 |
| Fayette | 1,362 | 6,712 | 109 | 24 | 42 | 1,497 | 6,555 | 13 | 6,350 | 60 |
| Franklin | 2,197 | 9,466 | 238 | 54 | 85 | 2,850 | 8,670 | 14 | 8,173 | 105 |
| Geneva | 1,525 | 9,994 | 149 | 24 | 66 | 1,803 | 9,606 | 28 | 9,109 | 98 |
| Greene | 4,013 | 838 | 13 | 5 | 11 | 3,834 | 918 | 3 | 968 | 64 |
| Hale | 4,775 | 3,173 | 54 | 12 | 26 | 4,650 | 3,208 | 5 | 3,064 | 75 |
| Henry | 2,292 | 5,632 | 91 | 17 | 40 | 2,366 | 5,506 | 23 | 5,277 | 115 |
| Houston | 10,664 | 30,728 | 779 | 144 | 324 | 11,219 | 30,494 | 120 | 30,893 | 747 |

Statewide Offices - General Election Results

November 8, 2016

| | President | | | | | U.S. Senate | | | Supreme Court, Place 1 | |
|------------|-------------|-----------|-------------|-----------|----------|--------------|------------|----------|------------------------|----------|
| | Clinton (D) | Trump (R) | Johnson (I) | Stein (I) | Write-In | Crumpton (D) | Shelby (R) | Write-In | Bolin (R) | Write-In |
| Jackson | 3,673 | 16,672 | 393 | 90 | 156 | 4,538 | 15,742 | 21 | 15,022 | 171 |
| Jefferson | 156,873 | 134,768 | 6,645 | 1,554 | 4,351 | 156,574 | 144,136 | 453 | 168,086 | 6,854 |
| Lamar | 1,036 | 5,823 | 62 | 15 | 30 | 1,125 | 5,634 | 4 | 5,436 | 47 |
| Lauderdale | 9,952 | 27,899 | 987 | 222 | 465 | 11,652 | 27,092 | 43 | 27,747 | 444 |
| Lawrence | 3,627 | 10,833 | 250 | 31 | 88 | 4,171 | 10,254 | 16 | 10,077 | 142 |
| Lee | 21,230 | 34,617 | 2,030 | 364 | 950 | 21,475 | 36,684 | 135 | 39,735 | 1,167 |
| Limestone | 9,468 | 29,067 | 1,055 | 202 | 502 | 10,233 | 29,203 | 57 | 29,569 | 630 |
| Lowndes | 4,883 | 1,751 | 32 | 11 | 7 | 4,580 | 1,839 | 7 | 1,891 | 136 |
| Macon | 7,566 | 1,431 | 69 | 49 | 25 | 7,442 | 1,553 | 9 | 2,259 | 314 |
| Madison | 62,822 | 89,520 | 6,621 | 1,254 | 3,172 | 62,870 | 97,796 | 324 | 104,444 | 3,962 |
| Marengo | 5,615 | 5,233 | 104 | 13 | 29 | 5,419 | 5,294 | 5 | 4,862 | 108 |
| Marion | 1,432 | 11,274 | 181 | 26 | 71 | 1,961 | 10,753 | 27 | 10,533 | 89 |
| Marshall | 4,917 | 29,233 | 678 | 158 | 330 | 5,898 | 28,532 | 55 | 28,296 | 305 |
| Mobile | 72,186 | 95,116 | 3,291 | 791 | 1,353 | 71,602 | 97,911 | 379 | 102,923 | 4,245 |
| Monroe | 4,332 | 5,795 | 88 | 17 | 39 | 4,255 | 5,854 | 13 | 5,747 | 117 |
| Montgomery | 58,916 | 34,003 | 1,486 | 490 | 983 | 57,972 | 36,477 | 162 | 41,648 | 2,933 |
| Morgan | 11,254 | 37,486 | 1,168 | 218 | 518 | 12,325 | 37,448 | 57 | 38,207 | 584 |
| Perry | 3,824 | 1,407 | 23 | 6 | 18 | 3,656 | 1,496 | 2 | 1,501 | 58 |
| Pickens | 3,972 | 5,456 | 49 | 19 | 46 | 3,908 | 5,384 | 6 | 5,211 | 95 |
| Pike | 5,056 | 7,693 | 257 | 48 | 114 | 5,037 | 7,835 | 27 | 7,825 | 240 |
| Randolph | 2,291 | 7,705 | 124 | 19 | 48 | 2,424 | 7,454 | 9 | 6,888 | 77 |
| Russell | 9,579 | 9,210 | 281 | 68 | 118 | 9,487 | 9,408 | 26 | 10,372 | 417 |
| St Clair | 5,589 | 31,651 | 684 | 130 | 346 | 6,635 | 31,279 | 80 | 32,682 | 356 |
| Shelby | 22,977 | 73,020 | 2,965 | 480 | 1,812 | 24,483 | 75,344 | 205 | 80,057 | 1,365 |
| Sumter | 4,746 | 1,581 | 57 | 14 | 13 | 4,611 | 1,656 | 4 | 1,698 | 109 |
| Talladega | 12,121 | 20,614 | 411 | 106 | 155 | 12,632 | 20,446 | 29 | 21,738 | 604 |
| Tallapoosa | 5,519 | 13,594 | 233 | 52 | 88 | 5,804 | 13,401 | 17 | 13,192 | 222 |
| Tuscaloosa | 31,762 | 47,723 | 1,873 | 390 | 952 | 31,602 | 49,923 | 130 | 52,829 | 1,848 |
| Walker | 4,497 | 24,266 | 455 | 95 | 159 | 5,558 | 23,419 | 49 | 23,583 | 280 |
| Washington | 2,374 | 6,042 | 73 | 22 | 22 | 2,463 | 5,830 | 5 | 5,291 | 60 |
| Wilcox | 4,339 | 1,742 | 22 | 7 | 13 | 3,857 | 1,819 | 4 | 1,780 | 40 |
| Winston | 872 | 9,228 | 131 | 29 | 53 | 1,269 | 8,817 | 12 | 8,665 | 55 |

Statewide Offices - General Election Results

November 8, 2016

| | Supreme Court, Place 2 | | Supreme Court, Place 3 | | Public Service Commission President | |
|--------------|------------------------|---------------|------------------------|---------------|-------------------------------------|---------------|
| | Wise (R) | Write-In | Parker (R) | Write-In | Cavanaugh (R) | Write-In |
| Total | 1,381,732 | 34,260 | 1,375,534 | 34,961 | 1,372,948 | 39,407 |
| Autauga | 18,558 | 332 | 18,371 | 354 | 18,300 | 479 |
| Baldwin | 75,750 | 1,081 | 75,393 | 1,098 | 74,657 | 1,247 |
| Barbour | 5,220 | 181 | 5,191 | 186 | 5,209 | 176 |
| Bibb | 6,757 | 88 | 6,776 | 79 | 6,799 | 94 |
| Blount | 21,889 | 147 | 21,925 | 144 | 21,892 | 190 |
| Bullock | 1,203 | 88 | 1,176 | 90 | 1,262 | 83 |
| Butler | 4,605 | 110 | 4,607 | 105 | 4,796 | 118 |
| Calhoun | 34,359 | 810 | 34,268 | 806 | 34,493 | 853 |
| Chambers | 8,001 | 217 | 7,976 | 210 | 7,922 | 203 |
| Cherokee | 8,064 | 49 | 8,060 | 46 | 8,124 | 62 |
| Chilton | 14,284 | 131 | 14,262 | 123 | 14,366 | 148 |
| Choctaw | 3,521 | 80 | 3,516 | 65 | 3,435 | 74 |
| Clarke | 6,631 | 101 | 6,623 | 98 | 6,602 | 105 |
| Clay | 4,790 | 46 | 4,802 | 45 | 4,889 | 57 |
| Cleburne | 5,225 | 30 | 5,237 | 26 | 5,254 | 38 |
| Coffee | 15,521 | 214 | 15,484 | 207 | 15,623 | 242 |
| Colbert | 16,011 | 258 | 16,088 | 266 | 15,814 | 281 |
| Conecuh | 2,889 | 37 | 2,861 | 46 | 2,877 | 63 |
| Coosa | 3,378 | 82 | 3,370 | 82 | 3,404 | 91 |
| Covington | 11,812 | 103 | 11,780 | 101 | 11,970 | 124 |
| Crenshaw | 4,011 | 46 | 4,006 | 44 | 4,121 | 59 |
| Cullman | 32,108 | 224 | 32,192 | 224 | 31,974 | 312 |
| Dale | 13,949 | 281 | 13,943 | 287 | 14,081 | 312 |
| Dallas | 6,153 | 396 | 6,101 | 401 | 6,276 | 404 |
| DeKalb | 19,723 | 154 | 19,775 | 157 | 19,572 | 191 |
| Elmore | 27,577 | 493 | 27,376 | 525 | 27,366 | 766 |
| Escambia | 9,362 | 148 | 9,325 | 149 | 9,306 | 151 |
| Etowah | 32,344 | 583 | 32,372 | 592 | 32,310 | 652 |
| Fayette | 6,287 | 63 | 6,300 | 60 | 6,364 | 66 |
| Franklin | 8,057 | 105 | 8,098 | 100 | 7,960 | 112 |
| Geneva | 9,189 | 79 | 9,117 | 79 | 9,243 | 89 |
| Greene | 940 | 59 | 954 | 57 | 960 | 60 |
| Hale | 3,043 | 67 | 3,067 | 67 | 3,099 | 68 |
| Henry | 5,284 | 112 | 5,256 | 107 | 5,338 | 111 |
| Houston | 30,980 | 682 | 30,857 | 687 | 31,112 | 727 |

Statewide Offices - General Election Results

November 8, 2016

| | Supreme Court, Place 2 | | Supreme Court, Place 3 | | Public Service Commission President | |
|------------|------------------------|----------|------------------------|----------|-------------------------------------|----------|
| | Wise (R) | Write-In | Parker (R) | Write-In | Cavanaugh (R) | Write-In |
| Jackson | 14,895 | 145 | 14,934 | 135 | 14,815 | 158 |
| Jefferson | 165,648 | 6,762 | 163,240 | 7,060 | 161,897 | 8,095 |
| Lamar | 5,375 | 47 | 5,365 | 51 | 5,327 | 43 |
| Lauderdale | 27,557 | 405 | 27,593 | 399 | 27,215 | 457 |
| Lawrence | 10,016 | 97 | 10,080 | 98 | 10,025 | 126 |
| Lee | 39,730 | 1,059 | 39,553 | 1,078 | 39,541 | 1,248 |
| Limestone | 29,511 | 585 | 29,544 | 578 | 29,285 | 625 |
| Lowndes | 1,884 | 133 | 1,861 | 137 | 1,945 | 135 |
| Macon | 2,232 | 291 | 2,184 | 302 | 2,291 | 272 |
| Madison | 104,083 | 3,713 | 103,837 | 3,734 | 102,997 | 4,083 |
| Marengo | 4,813 | 106 | 4,817 | 99 | 4,865 | 112 |
| Marion | 10,407 | 86 | 10,417 | 81 | 10,452 | 87 |
| Marshall | 28,219 | 266 | 28,256 | 275 | 27,899 | 329 |
| Mobile | 102,589 | 4,085 | 101,813 | 4,181 | 102,080 | 4,234 |
| Monroe | 5,710 | 111 | 5,710 | 112 | 5,655 | 95 |
| Montgomery | 41,762 | 2,775 | 40,720 | 2,919 | 41,095 | 3,467 |
| Morgan | 38,065 | 539 | 38,157 | 548 | 37,975 | 590 |
| Perry | 1,492 | 53 | 1,479 | 48 | 1,517 | 55 |
| Pickens | 5,161 | 91 | 5,188 | 90 | 5,228 | 93 |
| Pike | 7,846 | 212 | 7,795 | 204 | 8,035 | 238 |
| Randolph | 6,827 | 76 | 6,792 | 69 | 6,727 | 85 |
| Russell | 10,314 | 401 | 10,243 | 414 | 10,105 | 422 |
| St Clair | 32,226 | 320 | 32,199 | 312 | 32,076 | 436 |
| Shelby | 79,680 | 1,244 | 79,302 | 1,254 | 78,819 | 1,682 |
| Sumter | 1,697 | 97 | 1,687 | 102 | 1,625 | 100 |
| Talladega | 21,567 | 587 | 21,526 | 593 | 21,584 | 638 |
| Tallapoosa | 13,123 | 196 | 13,088 | 207 | 13,135 | 265 |
| Tuscaloosa | 52,769 | 1,707 | 52,639 | 1,753 | 52,699 | 1,925 |
| Walker | 23,432 | 258 | 23,393 | 279 | 23,623 | 327 |
| Washington | 5,265 | 58 | 5,237 | 56 | 5,187 | 61 |
| Wilcox | 1,759 | 37 | 1,758 | 39 | 1,844 | 46 |
| Winston | 8,603 | 41 | 8,622 | 41 | 8,615 | 70 |

Exhibit 27



STATE OF ALABAMA

Canvass of Results for the Special General Election held on December 12, 2017

Pursuant to Chapter 12 of Title 17 of the Code of Alabama, 1975, we, the undersigned, hereby certify that the results of the Special General Election for the office of United States Senator and for proposed constitutional amendments held in Alabama on Tuesday, December 12, 2017, were opened and counted by us and that the results so tabulated are recorded on the following pages with an appendix, organized by county, recording the write-in votes cast as certified by each applicable county for the office of United States Senator.

In Testimony Whereby, I have hereunto set my hand and affixed the Great and Principal Seal of the State of Alabama at the State Capitol, in the City of Montgomery, on this the 28th day of December, in the year 2017.



Handwritten signature of Kay Ivey in black ink.

Kay Ivey
Governor

Handwritten signature of Steve Marshall in black ink.

Steve Marshall
Attorney General

Handwritten signature of John H. Merrill in black ink.

John H. Merrill
Secretary of State

Special General Election Results

December 12, 2017

| | U.S. Senate | | | Geneva Amendment (Act 2017-313) | | Lamar, Amendment #1 (Act 2017-334) | | Lamar, Amendment #2 (Act 2017-339) | |
|--------------|----------------|----------------|---------------|------------------------------------|--------------|---------------------------------------|--------------|---------------------------------------|--------------|
| | Doug Jones (D) | Roy Moore (R) | Write-In | Yes | No | Yes | No | Yes | No |
| Total | 673,896 | 651,972 | 22,852 | 3,290 | 3,146 | 2,116 | 1,052 | 843 | 2,388 |
| Autauga | 5,615 | 8,762 | 253 | | | | | | |
| Baldwin | 22,261 | 38,566 | 1,703 | | | | | | |
| Barbour | 3,716 | 2,702 | 41 | | | | | | |
| Bibb | 1,567 | 3,599 | 66 | | | | | | |
| Blount | 2,408 | 11,631 | 180 | | | | | | |
| Bullock | 2,715 | 656 | 7 | | | | | | |
| Butler | 2,915 | 2,758 | 41 | | | | | | |
| Calhoun | 12,331 | 15,238 | 429 | | | | | | |
| Chambers | 4,257 | 3,312 | 67 | | | | | | |
| Cherokee | 1,529 | 4,006 | 109 | | | | | | |
| Chilton | 2,306 | 7,563 | 132 | | | | | | |
| Choctaw | 2,277 | 1,949 | 17 | | | | | | |
| Clarke | 4,363 | 3,995 | 43 | | | | | | |
| Clay | 990 | 2,589 | 19 | | | | | | |
| Cleburne | 600 | 2,468 | 30 | | | | | | |
| Coffee | 3,730 | 8,063 | 202 | | | | | | |
| Colbert | 6,881 | 7,771 | 171 | | | | | | |
| Conecuh | 2,259 | 1,815 | 18 | | | | | | |
| Coosa | 1,415 | 1,867 | 30 | | | | | | |
| Covington | 2,107 | 6,835 | 88 | | | | | | |
| Crenshaw | 1,320 | 2,347 | 56 | | | | | | |
| Cullman | 4,161 | 16,609 | 324 | | | | | | |
| Dale | 3,844 | 6,991 | 136 | | | | | | |
| Dallas | 10,503 | 3,487 | 60 | | | | | | |
| DeKalb | 3,559 | 10,097 | 234 | | | | | | |
| Elmore | 7,711 | 14,415 | 338 | | | | | | |
| Escambia | 3,642 | 4,987 | 87 | | | | | | |
| Etowah | 10,568 | 15,730 | 620 | | | | | | |
| Fayette | 1,143 | 3,491 | 50 | | | | | | |
| Franklin | 1,771 | 4,216 | 48 | | | | | | |
| Geneva | 1,290 | 5,433 | 93 | 3,290 | 3,146 | | | | |
| Greene | 3,345 | 462 | 9 | | | | | | |
| Hale | 3,902 | 1,691 | 32 | | | | | | |
| Henry | 1,899 | 3,015 | 38 | | | | | | |

Special General Election Results

December 12, 2017

| | U.S. Senate | | | Geneva Amendment (Act 2017-313) | | Lamar, Amendment #1 (Act 2017-334) | | Lamar, Amendment #2 (Act 2017-339) | |
|------------|----------------|---------------|----------|------------------------------------|----|---------------------------------------|-------|---------------------------------------|-------|
| | Doug Jones (D) | Roy Moore (R) | Write-In | Yes | No | Yes | No | Yes | No |
| | Houston | 9,198 | 14,846 | 285 | | | | | |
| Jackson | 3,330 | 7,317 | 154 | | | | | | |
| Jefferson | 149,759 | 66,350 | 3,716 | | | | | | |
| Lamar | 779 | 2,847 | 29 | | | 2,116 | 1,052 | 843 | 2,388 |
| Lauderdale | 9,970 | 12,818 | 388 | | | | | | |
| Lawrence | 3,033 | 5,321 | 61 | | | | | | |
| Lee | 19,886 | 14,059 | 674 | | | | | | |
| Limestone | 9,660 | 14,339 | 515 | | | | | | |
| Lowndes | 3,783 | 988 | 13 | | | | | | |
| Macon | 5,783 | 759 | 20 | | | | | | |
| Madison | 65,997 | 46,381 | 3,447 | | | | | | |
| Marengo | 4,498 | 2,805 | 62 | | | | | | |
| Marion | 1,311 | 5,269 | 68 | | | | | | |
| Marshall | 5,145 | 13,842 | 450 | | | | | | |
| Mobile | 62,716 | 46,828 | 1,546 | | | | | | |
| Monroe | 3,266 | 3,280 | 40 | | | | | | |
| Montgomery | 48,374 | 17,739 | 745 | | | | | | |
| Morgan | 10,935 | 19,215 | 671 | | | | | | |
| Perry | 3,140 | 821 | 11 | | | | | | |
| Pickens | 3,064 | 2,965 | 46 | | | | | | |
| Pike | 4,015 | 4,165 | 97 | | | | | | |
| Randolph | 1,695 | 3,231 | 23 | | | | | | |
| Russell | 6,761 | 3,622 | 55 | | | | | | |
| St Clair | 6,212 | 15,889 | 459 | | | | | | |
| Shelby | 27,311 | 36,455 | 1,718 | | | | | | |
| Sumter | 3,533 | 814 | 18 | | | | | | |
| Talladega | 9,977 | 9,701 | 223 | | | | | | |
| Tallapoosa | 4,605 | 7,179 | 150 | | | | | | |
| Tuscaloosa | 30,869 | 22,067 | 1,007 | | | | | | |
| Walker | 4,330 | 11,938 | 259 | | | | | | |
| Washington | 1,805 | 3,325 | 48 | | | | | | |
| Wilcox | 3,345 | 1,000 | 16 | | | | | | |
| Winston | 911 | 4,681 | 67 | | | | | | |

Exhibit 28



STATE OF ALABAMA

Canvass of Results General Election November 6, 2018

Pursuant to Chapter 12 of Title 17 of the Code of Alabama, 1975, and without limitation, we, the undersigned, hereby certify that the results of the General Election for federal, state, and judicial offices and proposed constitutional amendments held in Alabama on Tuesday, November 6, 2018 were opened and counted by us and that the results so tabulated are recorded on the following pages.

In Testimony Whereby, I have hereunto set my hand and affixed the Great and Principal Seal of the State of Alabama at the State Capitol, in the City of Montgomery, on this the 27th day of November, in the year 2018.



Kay Ivey

Kay Ivey
Governor

Steve Marshall

Steve Marshall
Attorney General

J. N. Merrill

John Merrill
Secretary of State

General Election Results November 6, 2018

| Office | Pages |
|------------------------------------|---------|
| Statewide Offices | 1-16 |
| US House of Representatives | 17-20 |
| State Senate | 21-40 |
| State House | 41-96 |
| State Board of Education | 97-100 |
| Circuit Court Judge | 101-132 |
| District Court Judge | 133-152 |
| District Attorney | 153-154 |
| Circuit Clerk | 155-184 |
| Proposed Constitutional Amendments | 185-190 |

Statewide Offices - General Election Results
November 6, 2018

| | Governor | | | Lieutenant Governor | | | Attorney General | | |
|------------------|------------|-----------|----------|---------------------|---------------|----------|------------------|--------------|----------|
| | Maddox (D) | Ivey (R) | Write-In | Boyd (D) | Ainsworth (R) | Write-In | Siegelman (D) | Marshall (R) | Write-In |
| Total | 694,495 | 1,022,457 | 2,637 | 660,013 | 1,044,941 | 1,023 | 702,858 | 1,004,438 | 1,141 |
| Autauga | 5,734 | 13,994 | 21 | 5,450 | 14,183 | 13 | 6,262 | 13,397 | 9 |
| Baldwin | 20,464 | 57,415 | 118 | 18,465 | 58,996 | 48 | 20,532 | 56,956 | 52 |
| Barbour | 4,043 | 4,336 | 11 | 4,126 | 4,183 | 5 | 4,307 | 4,021 | 1 |
| Bibb | 1,799 | 5,082 | 15 | 1,615 | 5,240 | 2 | 1,784 | 5,082 | 3 |
| Blount | 2,479 | 16,984 | 40 | 2,082 | 17,348 | 10 | 2,516 | 16,917 | 15 |
| Bullock | 2,729 | 949 | 4 | 2,789 | 889 | 1 | 2,854 | 829 | - |
| Butler | 3,363 | 4,812 | 3 | 3,410 | 4,617 | 4 | 3,771 | 4,301 | 6 |
| Calhoun | 12,487 | 24,460 | 92 | 11,901 | 24,856 | 18 | 12,606 | 24,230 | 15 |
| Chambers | 4,625 | 6,687 | 20 | 4,688 | 6,463 | 10 | 4,873 | 6,310 | 7 |
| Cherokee | 1,552 | 6,974 | 15 | 1,390 | 6,995 | 2 | 1,673 | 6,750 | 2 |
| Chilton | 2,501 | 11,291 | 10 | 2,309 | 11,402 | 4 | 2,681 | 11,028 | 4 |
| Choctaw | 2,649 | 3,475 | 7 | 2,728 | 3,190 | 5 | 2,883 | 3,063 | 2 |
| Clarke | 4,889 | 6,344 | 7 | 4,794 | 6,279 | 6 | 5,068 | 6,021 | 3 |
| Clay | 1,241 | 4,164 | 9 | 1,077 | 4,248 | 2 | 1,265 | 4,089 | 1 |
| Cleburne | 508 | 3,902 | 14 | 453 | 3,913 | 5 | 530 | 3,844 | 2 |
| Coffee | 3,782 | 12,117 | 73 | 3,850 | 12,067 | 10 | 4,148 | 11,772 | 5 |
| Colbert | 7,692 | 13,180 | 34 | 7,296 | 13,264 | 11 | 8,234 | 12,343 | 16 |
| Conecuh | 2,444 | 2,473 | 7 | 2,435 | 2,422 | 3 | 2,594 | 2,273 | 2 |
| Coosa | 1,522 | 2,785 | 7 | 1,446 | 2,824 | 4 | 1,595 | 2,696 | 1 |
| Covington | 2,168 | 9,852 | 22 | 2,047 | 9,925 | 7 | 2,511 | 9,456 | 4 |
| Crenshaw | 1,522 | 3,873 | 6 | 1,492 | 3,820 | 2 | 1,818 | 3,517 | 3 |
| Cullman | 4,309 | 24,361 | 43 | 3,641 | 24,892 | 13 | 4,415 | 24,141 | 18 |
| Dale | 3,731 | 10,528 | 47 | 3,850 | 10,371 | 10 | 4,154 | 10,061 | 17 |
| Dallas | 10,295 | 4,917 | 8 | 10,439 | 4,621 | 8 | 10,729 | 4,387 | 14 |
| DeKalb | 4,087 | 17,316 | 87 | 3,569 | 17,593 | 14 | 4,070 | 17,123 | 13 |
| Elmore | 7,722 | 21,752 | 31 | 7,398 | 21,977 | 9 | 8,484 | 20,864 | 24 |
| Escambia | 4,035 | 8,098 | 19 | 3,869 | 8,043 | 5 | 4,273 | 7,692 | 7 |
| Etowah | 10,513 | 24,041 | 92 | 9,455 | 24,853 | 20 | 10,771 | 23,594 | 20 |
| Fayette | 2,025 | 5,455 | 9 | 1,574 | 5,660 | 4 | 1,967 | 5,290 | 11 |
| Franklin | 2,336 | 6,465 | 22 | 2,080 | 6,471 | 6 | 2,771 | 5,810 | 7 |
| Geneva | 1,220 | 7,784 | 15 | 1,184 | 7,753 | 7 | 1,413 | 7,517 | 6 |
| Greene | 3,506 | 661 | 1 | 3,465 | 670 | 1 | 3,524 | 616 | 1 |
| Hale | 4,206 | 2,361 | 5 | 4,030 | 2,439 | 3 | 4,185 | 2,306 | - |

Certified by the State Canvassing Board
November 27, 2018

State of Alabama

1 of 190

Statewide Offices - General Election Results
November 6, 2018

| | Governor | | | Lieutenant Governor | | | Attorney General | | |
|------------|------------|----------|----------|---------------------|---------------|----------|------------------|--------------|----------|
| | Maddox (D) | Ivey (R) | Write-In | Boyd (D) | Ainsworth (R) | Write-In | Siegelman (D) | Marshall (R) | Write-In |
| Henry | 2,045 | 4,655 | 14 | 1,988 | 4,620 | 2 | 2,283 | 4,343 | 3 |
| Houston | 9,062 | 23,112 | 53 | 9,075 | 23,016 | 19 | 9,904 | 22,203 | 28 |
| Jackson | 3,569 | 12,074 | 39 | 3,129 | 12,376 | 7 | 3,676 | 11,877 | 8 |
| Jefferson | 152,103 | 105,661 | 304 | 144,424 | 111,805 | 141 | 149,983 | 106,787 | 173 |
| Lamar | 974 | 4,399 | 4 | 880 | 4,444 | 1 | 960 | 4,362 | 3 |
| Lauderdale | 10,222 | 20,692 | 51 | 9,747 | 20,927 | 19 | 10,776 | 19,910 | 23 |
| Lawrence | 3,796 | 8,181 | 25 | 3,387 | 8,346 | 3 | 4,196 | 7,601 | 5 |
| Lee | 20,021 | 29,238 | 74 | 19,879 | 29,096 | 27 | 20,402 | 28,579 | 41 |
| Limestone | 10,421 | 23,213 | 53 | 9,736 | 23,647 | 16 | 10,747 | 22,637 | 18 |
| Lowndes | 3,487 | 1,555 | 4 | 3,613 | 1,399 | 1 | 3,704 | 1,320 | 1 |
| Macon | 5,882 | 1,376 | 2 | 6,044 | 1,176 | 3 | 6,147 | 1,078 | 6 |
| Madison | 65,522 | 75,874 | 244 | 63,118 | 77,469 | 81 | 65,259 | 75,292 | 139 |
| Marengo | 4,735 | 4,029 | 5 | 4,674 | 4,037 | 3 | 4,836 | 3,880 | 1 |
| Marion | 1,877 | 8,021 | 17 | 1,414 | 8,283 | 8 | 2,002 | 7,723 | 6 |
| Marshall | 5,193 | 22,031 | 70 | 4,362 | 22,832 | 29 | 4,328 | 22,952 | 26 |
| Mobile | 63,656 | 69,671 | 158 | 61,192 | 71,214 | 116 | 64,206 | 68,417 | 103 |
| Monroe | 3,881 | 5,038 | 5 | 3,856 | 4,897 | 5 | 4,251 | 4,567 | 3 |
| Montgomery | 48,722 | 28,491 | 62 | 48,856 | 27,912 | 60 | 50,796 | 26,120 | 68 |
| Morgan | 11,091 | 28,415 | 57 | 9,937 | 29,399 | 19 | 11,171 | 28,171 | 16 |
| Perry | 3,182 | 1,061 | 3 | 3,156 | 1,057 | 3 | 3,228 | 995 | 1 |
| Pickens | 3,672 | 4,636 | 8 | 3,484 | 4,742 | 5 | 3,650 | 4,587 | 6 |
| Pike | 4,176 | 6,226 | 11 | 4,269 | 6,084 | 5 | 4,680 | 5,684 | 3 |
| Randolph | 1,859 | 5,729 | 12 | 1,818 | 5,688 | 3 | 1,904 | 5,638 | 1 |
| Russell | 7,864 | 7,168 | 17 | 8,104 | 6,842 | 9 | 8,186 | 6,785 | 5 |
| Shelby | 26,928 | 56,989 | 125 | 23,859 | 59,717 | 53 | 25,519 | 58,136 | 54 |
| St_Clair | 6,389 | 23,529 | 55 | 5,649 | 24,206 | 15 | 6,215 | 23,654 | 23 |
| Sumter | 4,151 | 1,289 | 3 | 4,106 | 1,252 | 2 | 4,136 | 1,224 | 1 |
| Talladega | 10,606 | 15,621 | 27 | 10,309 | 15,860 | 8 | 10,842 | 15,341 | 9 |
| Tallapoosa | 5,015 | 10,703 | 25 | 4,593 | 11,029 | 7 | 5,054 | 10,609 | 9 |
| Tuscaloosa | 34,336 | 34,335 | 122 | 30,507 | 37,639 | 50 | 32,024 | 36,184 | 38 |
| Walker | 5,468 | 17,671 | 38 | 4,342 | 18,524 | 20 | 5,559 | 17,362 | 18 |
| Washington | 2,172 | 4,729 | 7 | 2,031 | 4,698 | 3 | 2,529 | 4,226 | 1 |
| Wilcox | 3,138 | 1,577 | 4 | 3,224 | 1,439 | 4 | 3,320 | 1,360 | 2 |
| Winston | 1,102 | 6,580 | 25 | 854 | 6,802 | 4 | 1,124 | 6,538 | 8 |

Certified by the State Canvassing Board
November 27, 2018

Statewide Offices - General Election Results
November 6, 2018

| | Chief Justice of the Supreme Court | | | Associate Justice, Place 1 | | Associate Justice, Place 2 | |
|------------------|------------------------------------|------------|----------|----------------------------|----------|----------------------------|----------|
| | Vance, Jr. (D) | Parker (R) | Write-In | Stewart (R) | Write-In | Bryan (R) | Write-In |
| Total | 723,149 | 975,564 | 1,073 | 1,098,344 | 36,256 | 1,088,817 | 35,234 |
| Autauga | 6,165 | 13,389 | 13 | 14,516 | 315 | 14,469 | 301 |
| Baldwin | 22,312 | 54,848 | 56 | 61,450 | 1,028 | 61,022 | 996 |
| Barbour | 4,278 | 3,976 | 6 | 4,236 | 119 | 4,197 | 119 |
| Bibb | 1,792 | 5,051 | 5 | 5,365 | 68 | 5,344 | 66 |
| Blount | 2,802 | 16,546 | 8 | 17,327 | 125 | 17,293 | 107 |
| Bullock | 2,795 | 851 | 2 | 909 | 42 | 889 | 46 |
| Butler | 3,616 | 4,341 | 3 | 4,658 | 83 | 4,637 | 82 |
| Calhoun | 13,129 | 23,468 | 23 | 26,059 | 752 | 25,867 | 712 |
| Chambers | 4,992 | 6,145 | 5 | 6,757 | 191 | 6,704 | 188 |
| Cherokee | 1,717 | 6,599 | 3 | 6,870 | 51 | 6,822 | 49 |
| Chilton | 2,771 | 10,841 | 4 | 11,361 | 81 | 11,340 | 83 |
| Choctaw | 2,746 | 3,117 | 4 | 3,101 | 67 | 3,076 | 62 |
| Clarke | 5,076 | 5,942 | 3 | 6,327 | 95 | 6,283 | 101 |
| Clay | 1,286 | 3,991 | 5 | 4,165 | 29 | 4,133 | 25 |
| Cleburne | 517 | 3,840 | 1 | 3,907 | 20 | 3,903 | 15 |
| Coffee | 3,989 | 11,893 | 4 | 12,365 | 196 | 12,332 | 191 |
| Colbert | 7,868 | 12,560 | 16 | 13,341 | 321 | 13,266 | 298 |
| Conecuh | 2,586 | 2,245 | 2 | 2,332 | 36 | 2,305 | 44 |
| Coosa | 1,590 | 2,656 | 2 | 2,839 | 49 | 2,823 | 45 |
| Covington | 2,309 | 9,611 | 3 | 9,826 | 52 | 9,811 | 45 |
| Crenshaw | 1,624 | 3,644 | 2 | 3,669 | 37 | 3,714 | 28 |
| Cullman | 4,703 | 23,737 | 12 | 25,090 | 153 | 25,004 | 149 |
| Dale | 3,915 | 10,244 | 12 | 10,718 | 230 | 10,676 | 225 |
| Dallas | 10,609 | 4,391 | 9 | 5,009 | 267 | 4,883 | 242 |
| DeKalb | 4,151 | 16,787 | 14 | 17,240 | 142 | 17,153 | 132 |
| Elmore | 8,422 | 20,851 | 14 | 22,255 | 326 | 22,187 | 316 |
| Escambia | 4,310 | 7,561 | 7 | 8,115 | 121 | 8,074 | 122 |
| Etowah | 11,286 | 22,811 | 28 | 25,075 | 524 | 24,925 | 502 |
| Fayette | 1,890 | 5,238 | 10 | 5,578 | 48 | 5,539 | 51 |
| Franklin | 2,357 | 6,052 | 11 | 6,193 | 76 | 6,135 | 70 |
| Geneva | 1,222 | 7,673 | 4 | 7,723 | 59 | 7,715 | 52 |
| Greene | 3,497 | 618 | - | 701 | 32 | 692 | 31 |
| Hale | 4,102 | 2,306 | 3 | 2,407 | 61 | 2,413 | 53 |

Certified by the State Canvassing Board
November 27, 2018

State of Alabama

3 of 190

Statewide Offices - General Election Results
November 6, 2018

| | Chief Justice of the Supreme Court | | | Associate Justice, Place 1 | | Associate Justice, Place 2 | |
|------------|------------------------------------|------------|----------|----------------------------|----------|----------------------------|----------|
| | Vance, Jr. (D) | Parker (R) | Write-In | Stewart (R) | Write-In | Bryan (R) | Write-In |
| Henry | 2,020 | 4,541 | 5 | 4,470 | 75 | 4,448 | 72 |
| Houston | 9,297 | 22,666 | 23 | 23,773 | 579 | 23,676 | 557 |
| Jackson | 3,581 | 11,797 | 5 | 12,212 | 120 | 12,154 | 112 |
| Jefferson | 158,803 | 97,395 | 161 | 131,330 | 10,317 | 128,231 | 10,141 |
| Lamar | 921 | 4,362 | 1 | 4,489 | 36 | 4,468 | 31 |
| Lauderdale | 10,607 | 19,916 | 20 | 21,689 | 591 | 21,527 | 570 |
| Lawrence | 3,785 | 7,831 | 6 | 8,174 | 111 | 8,104 | 120 |
| Lee | 21,583 | 27,319 | 34 | 31,437 | 1,127 | 31,242 | 1,092 |
| Limestone | 10,717 | 22,536 | 13 | 24,331 | 709 | 24,192 | 689 |
| Lowndes | 3,642 | 1,324 | - | 1,484 | 67 | 1,449 | 69 |
| Macon | 6,072 | 1,113 | 1 | 1,508 | 174 | 1,481 | 172 |
| Madison | 67,674 | 72,332 | 101 | 84,355 | 4,549 | 83,526 | 4,408 |
| Marengo | 4,789 | 3,885 | 3 | 4,069 | 80 | 4,055 | 76 |
| Marion | 1,804 | 7,813 | 5 | 8,042 | 63 | 7,983 | 50 |
| Marshall | 5,445 | 21,453 | 20 | 22,708 | 212 | 22,589 | 203 |
| Mobile | 65,994 | 66,007 | 93 | 76,054 | 3,203 | 74,947 | 3,121 |
| Monroe | 4,165 | 4,549 | 6 | 4,839 | 94 | 4,786 | 90 |
| Montgomery | 51,978 | 24,685 | 57 | 31,350 | 2,249 | 31,165 | 2,182 |
| Morgan | 11,315 | 27,931 | 16 | 29,855 | 476 | 29,728 | 466 |
| Perry | 3,206 | 1,002 | 2 | 1,092 | 32 | 1,076 | 29 |
| Pickens | 3,623 | 4,556 | 3 | 4,962 | 103 | 4,922 | 101 |
| Pike | 4,540 | 5,745 | 5 | 6,237 | 171 | 6,212 | 164 |
| Randolph | 1,884 | 5,605 | 5 | 5,743 | 61 | 5,712 | 57 |
| Russell | 8,358 | 6,573 | 8 | 7,592 | 413 | 7,543 | 410 |
| Shelby | 28,587 | 54,705 | 65 | 62,956 | 1,624 | 62,630 | 1,563 |
| St_Clair | 6,797 | 22,979 | 13 | 24,815 | 331 | 24,716 | 313 |
| Sumter | 4,101 | 1,211 | 1 | 1,362 | 63 | 1,370 | 58 |
| Talladega | 11,062 | 15,033 | 13 | 16,553 | 473 | 16,473 | 471 |
| Tallapoosa | 5,072 | 10,504 | 9 | 11,059 | 147 | 10,993 | 151 |
| Tuscaloosa | 32,971 | 35,007 | 54 | 40,430 | 1,891 | 40,104 | 1,840 |
| Walker | 5,677 | 17,094 | 19 | 18,980 | 191 | 18,863 | 191 |
| Washington | 2,284 | 4,381 | 6 | 4,687 | 58 | 4,640 | 55 |
| Wilcox | 3,267 | 1,369 | - | 1,455 | 30 | 1,431 | 28 |
| Winston | 1,104 | 6,522 | 6 | 6,768 | 40 | 6,755 | 34 |

Certified by the State Canvassing Board
November 27, 2018

Statewide Offices - General Election Results
November 6, 2018

| | Associate Justice, Place 3 | | Associate Justice, Place 4 | | | State Treasurer | |
|------------------|----------------------------|----------|----------------------------|--------------|----------|-----------------|----------|
| | Sellers (R) | Write-In | Smalley (D) | Mitchell (R) | Write-In | McMillan (R) | Write-In |
| Total | 1,086,368 | 34,216 | 661,034 | 1,014,761 | 1,302 | 1,085,054 | 31,968 |
| Autauga | 14,483 | 304 | 5,488 | 13,821 | 13 | 14,463 | 285 |
| Baldwin | 60,878 | 961 | 18,663 | 57,848 | 51 | 60,924 | 894 |
| Barbour | 4,184 | 112 | 4,054 | 4,080 | 6 | 4,176 | 107 |
| Bibb | 5,338 | 66 | 1,637 | 5,154 | 5 | 5,334 | 61 |
| Blount | 17,264 | 106 | 2,154 | 17,038 | 9 | 17,269 | 95 |
| Bullock | 899 | 43 | 2,713 | 874 | 2 | 889 | 40 |
| Butler | 4,620 | 75 | 3,317 | 4,403 | 9 | 4,651 | 67 |
| Calhoun | 25,786 | 706 | 11,799 | 24,327 | 29 | 25,727 | 649 |
| Chambers | 6,670 | 183 | 4,687 | 6,281 | 7 | 6,642 | 169 |
| Cherokee | 6,823 | 45 | 1,434 | 6,770 | 4 | 6,800 | 37 |
| Chilton | 11,301 | 82 | 2,329 | 11,106 | 4 | 11,342 | 75 |
| Choctaw | 3,070 | 56 | 2,687 | 3,055 | 4 | 3,073 | 64 |
| Clarke | 6,281 | 91 | 4,747 | 6,133 | 6 | 6,281 | 87 |
| Clay | 4,127 | 27 | 1,107 | 4,057 | 1 | 4,114 | 27 |
| Cleburne | 3,898 | 18 | 436 | 3,864 | 4 | 3,903 | 12 |
| Coffee | 12,308 | 194 | 3,838 | 11,864 | 5 | 12,305 | 180 |
| Colbert | 13,210 | 290 | 7,460 | 12,539 | 12 | 13,106 | 260 |
| Conecuh | 2,308 | 36 | 2,429 | 2,320 | 2 | 2,319 | 35 |
| Coosa | 2,821 | 43 | 1,454 | 2,751 | 1 | 2,817 | 44 |
| Covington | 9,808 | 45 | 2,064 | 9,715 | 1 | 9,769 | 48 |
| Crenshaw | 3,666 | 29 | 1,468 | 3,660 | 3 | 3,661 | 30 |
| Cullman | 24,971 | 135 | 3,779 | 24,355 | 11 | 24,956 | 140 |
| Dale | 10,662 | 216 | 3,814 | 10,188 | 14 | 10,678 | 206 |
| Dallas | 4,892 | 248 | 10,191 | 4,531 | 17 | 4,908 | 210 |
| DeKalb | 17,112 | 136 | 3,789 | 16,725 | 16 | 17,059 | 119 |
| Elmore | 22,208 | 303 | 7,452 | 21,512 | 19 | 22,222 | 304 |
| Escambia | 8,043 | 116 | 3,868 | 7,840 | 10 | 8,088 | 110 |
| Etowah | 24,856 | 501 | 9,701 | 23,834 | 19 | 24,779 | 477 |
| Fayette | 5,525 | 48 | 1,665 | 5,355 | 12 | 5,548 | 46 |
| Franklin | 6,098 | 67 | 2,125 | 5,997 | 5 | 6,057 | 58 |
| Geneva | 7,696 | 54 | 1,189 | 7,617 | 4 | 7,709 | 57 |
| Greene | 679 | 26 | 3,440 | 632 | - | 670 | 26 |
| Hale | 2,390 | 53 | 3,997 | 2,313 | 4 | 2,434 | 55 |

Certified by the State Canvassing Board
November 27, 2018

State of Alabama

5 of 190

Statewide Offices - General Election Results
November 6, 2018

| | Associate Justice, Place 3 | | Associate Justice, Place 4 | | | State Treasurer | |
|------------|----------------------------|----------|----------------------------|--------------|----------|-----------------|----------|
| | Sellers (R) | Write-In | Smalley (D) | Mitchell (R) | Write-In | McMillan (R) | Write-In |
| Henry | 4,424 | 71 | 1,949 | 4,514 | 3 | 4,433 | 63 |
| Houston | 23,666 | 535 | 8,970 | 22,680 | 34 | 23,660 | 499 |
| Jackson | 12,127 | 110 | 3,269 | 11,823 | 8 | 12,085 | 104 |
| Jefferson | 127,473 | 9,744 | 143,559 | 109,520 | 221 | 127,835 | 9,393 |
| Lamar | 4,459 | 30 | 875 | 4,386 | 3 | 4,469 | 29 |
| Lauderdale | 21,480 | 554 | 9,780 | 20,162 | 14 | 21,340 | 486 |
| Lawrence | 8,084 | 110 | 3,434 | 7,860 | 5 | 8,080 | 97 |
| Lee | 31,194 | 1,055 | 19,926 | 28,341 | 48 | 31,127 | 964 |
| Limestone | 24,128 | 674 | 9,916 | 22,695 | 36 | 24,040 | 646 |
| Lowndes | 1,450 | 69 | 3,507 | 1,353 | 4 | 1,443 | 64 |
| Macon | 1,471 | 165 | 5,939 | 1,115 | 2 | 1,454 | 149 |
| Madison | 83,273 | 4,279 | 63,541 | 74,328 | 143 | 83,069 | 3,936 |
| Marengo | 4,057 | 75 | 4,629 | 3,942 | 5 | 4,048 | 72 |
| Marion | 7,967 | 57 | 1,476 | 7,887 | 7 | 7,979 | 49 |
| Marshall | 22,547 | 199 | 4,537 | 22,021 | 11 | 22,478 | 181 |
| Mobile | 74,778 | 3,037 | 60,757 | 69,889 | 113 | 74,554 | 2,841 |
| Monroe | 4,763 | 85 | 3,873 | 4,687 | 9 | 4,787 | 77 |
| Montgomery | 31,362 | 2,144 | 48,376 | 26,737 | 107 | 31,270 | 1,915 |
| Morgan | 29,693 | 457 | 10,305 | 28,320 | 14 | 29,564 | 420 |
| Perry | 1,076 | 28 | 3,147 | 1,018 | - | 1,095 | 26 |
| Pickens | 4,911 | 91 | 3,483 | 4,598 | 7 | 4,894 | 93 |
| Pike | 6,201 | 163 | 4,227 | 5,902 | 3 | 6,176 | 151 |
| Randolph | 5,710 | 51 | 1,776 | 5,623 | 2 | 5,704 | 49 |
| Russell | 7,515 | 393 | 8,045 | 6,752 | 11 | 7,473 | 373 |
| Shelby | 62,569 | 1,514 | 24,087 | 58,413 | 45 | 62,414 | 1,385 |
| St_Clair | 24,692 | 309 | 5,685 | 23,861 | 21 | 24,652 | 277 |
| Sumter | 1,344 | 64 | 4,027 | 1,219 | 2 | 1,344 | 51 |
| Talladega | 16,454 | 470 | 10,286 | 15,625 | 15 | 16,421 | 440 |
| Tallapoosa | 10,991 | 146 | 4,607 | 10,753 | 8 | 10,981 | 138 |
| Tuscaloosa | 40,014 | 1,812 | 30,976 | 36,203 | 61 | 39,925 | 1,633 |
| Walker | 18,819 | 190 | 4,968 | 17,446 | 26 | 18,796 | 177 |
| Washington | 4,623 | 60 | 2,041 | 4,493 | 2 | 4,606 | 54 |
| Wilcox | 1,440 | 24 | 3,190 | 1,395 | 1 | 1,444 | 26 |
| Winston | 6,738 | 36 | 896 | 6,641 | 2 | 6,741 | 36 |

Certified by the State Canvassing Board
November 27, 2018

State of Alabama

6 of 190

Statewide Offices - General Election Results

November 6, 2018

| | Commissioner of Agriculture & Industries | | Secretary of State | | | State Auditor | | |
|------------------|--|----------|--------------------|-------------|----------|---------------|-------------|----------|
| | Pate (R) | Write-In | Milam (D) | Merrill (R) | Write-In | Joseph (D) | Zeigler (R) | Write-In |
| Total | 1,081,431 | 31,312 | 658,537 | 1,032,425 | 1,064 | 665,679 | 1,018,466 | 1,362 |
| Autauga | 14,461 | 271 | 5,485 | 14,022 | 12 | 5,787 | 13,640 | 18 |
| Baldwin | 60,674 | 874 | 18,604 | 58,387 | 41 | 19,385 | 57,404 | 61 |
| Barbour | 4,141 | 104 | 4,069 | 4,147 | 4 | 4,068 | 4,126 | 5 |
| Bibb | 5,319 | 63 | 1,601 | 5,234 | 1 | 1,608 | 5,211 | 3 |
| Blount | 17,259 | 91 | 2,104 | 17,184 | 12 | 2,196 | 17,067 | 8 |
| Bullock | 876 | 40 | 2,732 | 887 | - | 2,744 | 871 | 2 |
| Butler | 4,603 | 70 | 3,374 | 4,498 | 4 | 3,399 | 4,423 | 7 |
| Calhoun | 25,719 | 640 | 11,645 | 24,906 | 26 | 11,872 | 24,480 | 31 |
| Chambers | 6,623 | 165 | 4,743 | 6,306 | 7 | 4,678 | 6,383 | 6 |
| Cherokee | 6,822 | 41 | 1,414 | 6,883 | 4 | 1,446 | 6,820 | 3 |
| Chilton | 11,329 | 67 | 2,318 | 11,269 | 5 | 2,362 | 11,156 | 11 |
| Choctaw | 3,040 | 59 | 2,662 | 3,150 | 6 | 2,656 | 3,145 | 5 |
| Clarke | 6,217 | 87 | 4,770 | 6,167 | 5 | 4,781 | 6,161 | 3 |
| Clay | 4,126 | 29 | 1,060 | 4,192 | - | 1,062 | 4,166 | 3 |
| Cleburne | 3,897 | 13 | 397 | 4,001 | 5 | 458 | 3,883 | 3 |
| Coffee | 12,291 | 176 | 3,865 | 11,966 | 15 | 3,895 | 11,911 | 9 |
| Colbert | 13,060 | 256 | 7,394 | 12,850 | 12 | 7,443 | 12,612 | 19 |
| Conecuh | 2,303 | 34 | 2,418 | 2,368 | 1 | 2,430 | 2,369 | 3 |
| Coosa | 2,824 | 43 | 1,453 | 2,779 | 1 | 1,466 | 2,764 | 2 |
| Covington | 9,747 | 50 | 2,061 | 9,821 | 4 | 2,108 | 9,738 | 6 |
| Crenshaw | 3,619 | 33 | 1,456 | 3,763 | 1 | 1,496 | 3,714 | 3 |
| Cullman | 24,894 | 135 | 3,678 | 24,702 | 7 | 3,772 | 24,541 | 14 |
| Dale | 10,662 | 198 | 3,851 | 10,241 | 15 | 3,868 | 10,238 | 8 |
| Dallas | 4,891 | 217 | 10,226 | 4,624 | 9 | 10,213 | 4,607 | 20 |
| DeKalb | 17,048 | 118 | 3,703 | 17,111 | 12 | 3,851 | 16,842 | 13 |
| Elmore | 22,134 | 304 | 7,453 | 21,734 | 19 | 7,765 | 21,344 | 23 |
| Escambia | 8,007 | 106 | 3,855 | 7,978 | 6 | 3,879 | 7,934 | 5 |
| Etowah | 24,707 | 455 | 9,553 | 24,345 | 24 | 9,700 | 24,102 | 28 |
| Fayette | 5,550 | 48 | 1,474 | 5,622 | 10 | 1,591 | 5,512 | 10 |
| Franklin | 6,022 | 60 | 1,986 | 6,468 | 4 | 2,104 | 6,131 | 5 |
| Geneva | 7,679 | 54 | 1,211 | 7,657 | 4 | 1,215 | 7,643 | 3 |
| Greene | 669 | 26 | 3,436 | 662 | 3 | 3,441 | 649 | - |
| Hale | 2,406 | 50 | 3,936 | 2,453 | 4 | 3,952 | 2,384 | 1 |

Certified by the State Canvassing Board
November 27, 2018

Statewide Offices - General Election Results
November 6, 2018

| | Commissioner of Agriculture & Industries | | Secretary of State | | | State Auditor | | |
|------------|--|----------|--------------------|-------------|----------|---------------|-------------|----------|
| | Pate (R) | Write-In | Milam (D) | Merrill (R) | Write-In | Joseph (D) | Zeigler (R) | Write-In |
| Henry | 4,417 | 59 | 1,978 | 4,545 | 1 | 1,971 | 4,535 | 4 |
| Houston | 23,610 | 485 | 9,035 | 22,839 | 24 | 9,111 | 22,695 | 21 |
| Jackson | 12,041 | 98 | 3,213 | 12,052 | 5 | 3,278 | 11,915 | 5 |
| Jefferson | 126,773 | 8,953 | 144,226 | 110,506 | 192 | 143,949 | 109,160 | 273 |
| Lamar | 4,457 | 27 | 853 | 4,426 | 1 | 854 | 4,421 | 2 |
| Lauderdale | 21,295 | 476 | 9,761 | 20,498 | 17 | 9,946 | 20,186 | 15 |
| Lawrence | 8,040 | 101 | 3,443 | 8,095 | 8 | 3,506 | 7,963 | 3 |
| Lee | 31,112 | 1,214 | 20,161 | 28,528 | 38 | 20,177 | 28,326 | 37 |
| Limestone | 23,980 | 620 | 9,897 | 23,061 | 19 | 10,050 | 22,853 | 13 |
| Lowndes | 1,505 | 68 | 3,514 | 1,385 | 5 | 3,541 | 1,355 | 2 |
| Macon | 1,444 | 150 | 5,954 | 1,158 | 4 | 5,970 | 1,173 | 3 |
| Madison | 82,887 | 3,837 | 63,291 | 76,039 | 110 | 63,704 | 74,893 | 121 |
| Marengo | 4,046 | 72 | 4,642 | 3,997 | 5 | 4,625 | 4,003 | 7 |
| Marion | 7,957 | 44 | 1,352 | 8,226 | 3 | 1,412 | 8,096 | 8 |
| Marshall | 22,404 | 185 | 4,471 | 22,337 | 9 | 4,654 | 22,009 | 12 |
| Mobile | 74,261 | 2,785 | 60,821 | 70,466 | 86 | 61,585 | 69,593 | 143 |
| Monroe | 4,732 | 83 | 3,862 | 4,791 | 6 | 3,888 | 4,794 | 6 |
| Montgomery | 30,956 | 1,839 | 48,604 | 27,649 | 43 | 49,553 | 26,194 | 84 |
| Morgan | 29,523 | 422 | 10,165 | 28,802 | 12 | 10,386 | 28,454 | 19 |
| Perry | 1,072 | 24 | 3,142 | 1,047 | 1 | 3,146 | 1,042 | - |
| Pickens | 4,910 | 89 | 3,437 | 4,726 | 2 | 3,455 | 4,664 | 4 |
| Pike | 6,172 | 150 | 4,211 | 6,011 | 7 | 4,292 | 5,894 | 4 |
| Randolph | 5,698 | 49 | 1,780 | 5,715 | 4 | 1,766 | 5,697 | 2 |
| Russell | 7,435 | 374 | 8,090 | 6,774 | 8 | 8,079 | 6,778 | 9 |
| Shelby | 62,356 | 1,346 | 23,953 | 59,226 | 47 | 24,434 | 58,283 | 80 |
| St_Clair | 24,644 | 264 | 5,677 | 24,061 | 9 | 5,688 | 23,959 | 17 |
| Sumter | 1,343 | 53 | 4,036 | 1,245 | 2 | 4,043 | 1,236 | 2 |
| Talladega | 16,395 | 436 | 10,329 | 15,712 | 12 | 10,245 | 15,777 | 18 |
| Tallapoosa | 10,934 | 136 | 4,630 | 10,871 | 4 | 4,658 | 10,805 | 6 |
| Tuscaloosa | 39,839 | 1,617 | 29,749 | 38,137 | 72 | 30,450 | 36,993 | 68 |
| Walker | 18,848 | 169 | 4,234 | 18,366 | 14 | 4,442 | 18,062 | 21 |
| Washington | 4,557 | 53 | 2,017 | 4,550 | 5 | 2,019 | 4,599 | 6 |
| Wilcox | 1,432 | 25 | 3,183 | 1,431 | 3 | 3,201 | 1,411 | 2 |
| Winston | 6,737 | 32 | 839 | 6,776 | 3 | 910 | 6,677 | 4 |

Certified by the State Canvassing Board
November 27, 2018

Statewide Offices - General Election Results

November 6, 2018

| | Court of Civil Appeals Judge, Place 1 | | Court of Civil Appeals Judge, Place 2 | | Court of Civil Appeals Judge, Place 3 | |
|------------------|---------------------------------------|----------|---------------------------------------|----------|---------------------------------------|----------|
| | Edwards (R) | Write-In | Hanson (R) | Write-In | Moore (R) | Write-In |
| Total | 1,084,931 | 33,510 | 1,081,480 | 33,277 | 1,082,533 | 33,269 |
| Autauga | 14,412 | 294 | 14,396 | 289 | 14,396 | 289 |
| Baldwin | 60,877 | 967 | 60,723 | 938 | 60,630 | 952 |
| Barbour | 4,179 | 113 | 4,157 | 112 | 4,167 | 109 |
| Bibb | 5,326 | 66 | 5,316 | 70 | 5,314 | 66 |
| Blount | 17,243 | 98 | 17,222 | 107 | 17,229 | 119 |
| Bullock | 880 | 43 | 883 | 41 | 886 | 42 |
| Butler | 4,575 | 76 | 4,558 | 71 | 4,612 | 67 |
| Calhoun | 25,789 | 685 | 25,762 | 670 | 25,774 | 669 |
| Chambers | 6,654 | 183 | 6,646 | 179 | 6,653 | 180 |
| Cherokee | 6,812 | 44 | 6,816 | 40 | 6,816 | 36 |
| Chilton | 11,287 | 81 | 11,268 | 81 | 11,287 | 75 |
| Choctaw | 3,067 | 62 | 3,054 | 60 | 3,074 | 65 |
| Clarke | 6,260 | 98 | 6,264 | 90 | 6,269 | 91 |
| Clay | 4,107 | 26 | 4,098 | 28 | 4,118 | 25 |
| Cleburne | 3,899 | 15 | 3,894 | 16 | 3,890 | 14 |
| Coffee | 12,329 | 187 | 12,312 | 180 | 12,316 | 181 |
| Colbert | 13,180 | 270 | 13,152 | 268 | 13,159 | 267 |
| Conecuh | 2,288 | 39 | 2,295 | 35 | 2,298 | 36 |
| Coosa | 2,815 | 42 | 2,809 | 43 | 2,825 | 43 |
| Covington | 9,768 | 48 | 9,770 | 48 | 9,779 | 52 |
| Crenshaw | 3,623 | 33 | 3,620 | 33 | 3,631 | 29 |
| Cullman | 24,952 | 140 | 24,908 | 139 | 24,925 | 132 |
| Dale | 10,672 | 212 | 10,658 | 213 | 10,664 | 211 |
| Dallas | 4,976 | 236 | 4,868 | 231 | 4,900 | 231 |
| DeKalb | 17,058 | 133 | 17,052 | 125 | 17,055 | 128 |
| Elmore | 22,141 | 301 | 22,095 | 293 | 22,128 | 294 |
| Escambia | 8,031 | 117 | 8,024 | 115 | 8,045 | 112 |
| Etowah | 24,779 | 477 | 24,727 | 484 | 24,736 | 480 |
| Fayette | 5,506 | 43 | 5,490 | 43 | 5,510 | 41 |
| Franklin | 6,087 | 66 | 6,075 | 60 | 6,139 | 66 |
| Geneva | 7,675 | 57 | 7,677 | 53 | 7,680 | 54 |
| Greene | 679 | 29 | 676 | 26 | 678 | 24 |
| Hale | 2,405 | 62 | 2,391 | 56 | 2,407 | 54 |

Certified by the State Canvassing Board
November 27, 2018

State of Alabama

9 of 190

Statewide Offices - General Election Results

November 6, 2018

| | Court of Civil Appeals Judge, Place 1 | | Court of Civil Appeals Judge, Place 2 | | Court of Civil Appeals Judge, Place 3 | |
|------------|---------------------------------------|----------|---------------------------------------|----------|---------------------------------------|----------|
| | Edwards (R) | Write-In | Hanson (R) | Write-In | Moore (R) | Write-In |
| Henry | 4,414 | 70 | 4,411 | 70 | 4,418 | 72 |
| Houston | 23,654 | 530 | 23,609 | 527 | 23,640 | 511 |
| Jackson | 12,099 | 112 | 12,093 | 112 | 12,098 | 109 |
| Jefferson | 127,507 | 9,617 | 126,600 | 9,603 | 126,855 | 9,568 |
| Lamar | 4,454 | 31 | 4,446 | 31 | 4,454 | 31 |
| Lauderdale | 21,441 | 511 | 21,434 | 503 | 21,396 | 500 |
| Lawrence | 8,061 | 109 | 8,045 | 106 | 8,050 | 107 |
| Lee | 31,205 | 1,027 | 31,063 | 1,013 | 31,066 | 1,012 |
| Limestone | 24,087 | 659 | 24,025 | 658 | 24,020 | 659 |
| Lowndes | 1,425 | 68 | 1,416 | 69 | 1,440 | 66 |
| Macon | 1,450 | 159 | 1,447 | 156 | 1,458 | 160 |
| Madison | 83,456 | 4,167 | 83,085 | 4,158 | 82,958 | 4,182 |
| Marengo | 4,034 | 80 | 4,026 | 73 | 4,059 | 74 |
| Marion | 7,936 | 52 | 7,926 | 53 | 7,939 | 48 |
| Marshall | 22,502 | 194 | 22,453 | 187 | 22,445 | 188 |
| Mobile | 74,716 | 3,001 | 74,484 | 2,980 | 74,521 | 3,015 |
| Monroe | 4,749 | 85 | 4,736 | 88 | 4,750 | 85 |
| Montgomery | 30,893 | 2,035 | 30,616 | 2,043 | 30,783 | 2,020 |
| Morgan | 29,658 | 443 | 29,591 | 445 | 29,610 | 444 |
| Perry | 1,071 | 28 | 1,068 | 28 | 1,073 | 29 |
| Pickens | 4,904 | 93 | 4,898 | 89 | 4,920 | 95 |
| Pike | 6,185 | 164 | 6,151 | 163 | 6,176 | 156 |
| Randolph | 5,696 | 55 | 5,703 | 49 | 5,706 | 48 |
| Russell | 7,505 | 391 | 7,484 | 388 | 7,493 | 391 |
| Shelby | 62,534 | 1,451 | 62,370 | 1,455 | 62,371 | 1,449 |
| St_Clair | 24,663 | 312 | 24,643 | 310 | 24,617 | 349 |
| Sumter | 1,346 | 58 | 1,343 | 57 | 1,360 | 58 |
| Talladega | 16,441 | 465 | 16,413 | 459 | 16,435 | 453 |
| Tallapoosa | 10,961 | 147 | 10,945 | 141 | 10,956 | 137 |
| Tuscaloosa | 40,031 | 1,739 | 39,841 | 1,729 | 39,949 | 1,727 |
| Walker | 18,760 | 196 | 18,724 | 185 | 18,747 | 181 |
| Washington | 4,601 | 59 | 4,592 | 54 | 4,605 | 55 |
| Wilcox | 1,425 | 27 | 1,421 | 25 | 1,438 | 25 |
| Winston | 6,736 | 32 | 6,722 | 33 | 6,737 | 31 |

Certified by the State Canvassing Board
November 27, 2018

Statewide Offices - General Election Results
November 6, 2018

| | Court of Criminal Appeals Judge, Place 1 | | Court of Criminal Appeals Judge, Place 2 | |
|------------------|--|----------|--|----------|
| | Minor (R) | Write-In | McCool (R) | Write-In |
| Total | 1,080,637 | 32,927 | 1,079,559 | 32,504 |
| Autauga | 14,379 | 295 | 14,367 | 285 |
| Baldwin | 60,518 | 921 | 60,528 | 896 |
| Barbour | 4,151 | 108 | 4,144 | 109 |
| Bibb | 5,312 | 65 | 5,313 | 66 |
| Blount | 17,241 | 99 | 17,222 | 98 |
| Bullock | 888 | 44 | 872 | 36 |
| Butler | 4,558 | 76 | 4,522 | 67 |
| Calhoun | 25,736 | 681 | 25,630 | 669 |
| Chambers | 6,641 | 181 | 6,601 | 182 |
| Cherokee | 6,800 | 42 | 6,770 | 37 |
| Chilton | 11,269 | 79 | 11,260 | 77 |
| Choctaw | 3,051 | 60 | 3,041 | 60 |
| Clarke | 6,248 | 93 | 6,219 | 100 |
| Clay | 4,107 | 30 | 4,081 | 28 |
| Cleburne | 3,889 | 15 | 3,880 | 11 |
| Coffee | 12,306 | 179 | 12,275 | 175 |
| Colbert | 13,134 | 275 | 13,021 | 262 |
| Conecuh | 2,281 | 36 | 2,276 | 35 |
| Coosa | 2,806 | 46 | 2,798 | 45 |
| Covington | 9,763 | 54 | 9,728 | 49 |
| Crenshaw | 3,601 | 34 | 3,594 | 33 |
| Cullman | 24,912 | 132 | 24,884 | 125 |
| Dale | 10,653 | 211 | 10,632 | 215 |
| Dallas | 4,859 | 230 | 4,824 | 224 |
| DeKalb | 17,060 | 128 | 17,015 | 122 |
| Elmore | 22,096 | 299 | 22,054 | 311 |
| Escambia | 8,027 | 111 | 7,981 | 109 |
| Etowah | 24,696 | 483 | 24,649 | 466 |
| Fayette | 5,500 | 44 | 5,766 | 58 |
| Franklin | 6,053 | 66 | 6,006 | 65 |
| Geneva | 7,676 | 52 | 7,655 | 56 |
| Greene | 677 | 27 | 680 | 27 |
| Hale | 2,386 | 55 | 2,411 | 55 |

Certified by the State Canvassing Board
November 27, 2018

State of Alabama

11 of 190

Statewide Offices - General Election Results
November 6, 2018

| | Court of Criminal Appeals Judge, Place 1 | | Court of Criminal Appeals Judge, Place 2 | |
|------------|--|----------|--|----------|
| | Minor (R) | Write-In | McCool (R) | Write-In |
| Henry | 4,413 | 67 | 4,402 | 62 |
| Houston | 23,593 | 529 | 23,576 | 523 |
| Jackson | 12,080 | 111 | 12,029 | 106 |
| Jefferson | 126,512 | 9,417 | 126,606 | 9,365 |
| Lamar | 4,445 | 35 | 4,516 | 42 |
| Lauderdale | 21,393 | 506 | 21,271 | 495 |
| Lawrence | 8,033 | 105 | 7,988 | 109 |
| Lee | 31,077 | 1,029 | 31,016 | 976 |
| Limestone | 24,001 | 662 | 23,950 | 653 |
| Lowndes | 1,420 | 67 | 1,398 | 69 |
| Macon | 1,455 | 159 | 1,440 | 151 |
| Madison | 82,723 | 4,034 | 82,718 | 3,980 |
| Marengo | 4,020 | 75 | 4,020 | 75 |
| Marion | 7,934 | 46 | 7,967 | 58 |
| Marshall | 22,467 | 187 | 22,391 | 182 |
| Mobile | 74,228 | 2,923 | 74,138 | 2,890 |
| Monroe | 4,736 | 89 | 4,715 | 84 |
| Montgomery | 30,614 | 2,013 | 30,668 | 2,019 |
| Morgan | 29,575 | 446 | 29,496 | 440 |
| Perry | 1,079 | 26 | 1,082 | 26 |
| Pickens | 4,905 | 96 | 5,133 | 117 |
| Pike | 6,159 | 158 | 6,127 | 155 |
| Randolph | 5,693 | 55 | 5,687 | 52 |
| Russell | 7,481 | 387 | 7,465 | 391 |
| Shelby | 62,377 | 1,447 | 62,276 | 1,418 |
| St_Clair | 24,830 | 333 | 24,615 | 294 |
| Sumter | 1,336 | 56 | 1,348 | 54 |
| Talladega | 16,453 | 459 | 16,361 | 457 |
| Tallapoosa | 10,939 | 143 | 10,920 | 139 |
| Tuscaloosa | 39,916 | 1,719 | 40,126 | 1,665 |
| Walker | 18,734 | 181 | 18,733 | 191 |
| Washington | 4,588 | 56 | 4,541 | 53 |
| Wilcox | 1,428 | 27 | 1,424 | 24 |
| Winston | 6,726 | 33 | 6,717 | 36 |

Certified by the State Canvassing Board
November 27, 2018

State of Alabama

12 of 190

Statewide Offices - General Election Results

November 6, 2018

| | Court of Criminal Appeals Judge, Place 3 | | Public Service Commissioner, Place 1 | | |
|------------------|--|----------|--------------------------------------|-----------|----------|
| | Cole (R) | Write-In | McClure (D) | Oden (R) | Write-In |
| Total | 1,077,733 | 32,076 | 662,581 | 1,013,072 | 940 |
| Autauga | 14,340 | 281 | 5,522 | 13,774 | 9 |
| Baldwin | 60,408 | 891 | 18,652 | 57,806 | 35 |
| Barbour | 4,129 | 108 | 4,085 | 4,068 | 3 |
| Bibb | 5,303 | 63 | 1,610 | 5,178 | 4 |
| Blount | 17,188 | 96 | 2,101 | 17,137 | 9 |
| Bullock | 876 | 37 | 2,752 | 860 | 2 |
| Butler | 4,513 | 70 | 3,386 | 4,348 | 5 |
| Calhoun | 25,577 | 659 | 11,929 | 24,241 | 28 |
| Chambers | 6,594 | 166 | 4,754 | 6,225 | 2 |
| Cherokee | 6,772 | 38 | 1,420 | 6,761 | 4 |
| Chilton | 11,258 | 76 | 2,311 | 11,140 | 4 |
| Choctaw | 3,024 | 59 | 2,700 | 3,058 | 2 |
| Clarke | 6,208 | 86 | 4,800 | 6,085 | 1 |
| Clay | 4,078 | 24 | 1,085 | 4,059 | 1 |
| Cleburne | 3,879 | 12 | 457 | 3,856 | 2 |
| Coffee | 12,263 | 178 | 3,890 | 11,833 | 7 |
| Colbert | 13,001 | 250 | 7,408 | 12,510 | 20 |
| Conecuh | 2,274 | 34 | 2,435 | 2,306 | 2 |
| Coosa | 2,796 | 43 | 1,452 | 2,742 | 3 |
| Covington | 9,729 | 50 | 2,090 | 9,673 | 4 |
| Crenshaw | 3,571 | 32 | 1,505 | 3,605 | 2 |
| Cullman | 24,848 | 120 | 3,592 | 24,768 | 22 |
| Dale | 10,618 | 205 | 3,877 | 10,135 | 12 |
| Dallas | 4,817 | 217 | 10,290 | 4,509 | 14 |
| DeKalb | 17,001 | 123 | 3,808 | 16,726 | 10 |
| Elmore | 22,015 | 303 | 7,564 | 21,395 | 10 |
| Escambia | 7,987 | 106 | 3,836 | 7,858 | 6 |
| Etowah | 24,602 | 482 | 9,669 | 23,724 | 19 |
| Fayette | 5,481 | 42 | 1,572 | 5,392 | 11 |
| Franklin | 5,984 | 59 | 2,138 | 6,010 | 8 |
| Geneva | 7,645 | 54 | 1,236 | 7,548 | 1 |
| Greene | 666 | 23 | 3,434 | 633 | 1 |
| Hale | 2,403 | 51 | 3,967 | 2,346 | 5 |

Certified by the State Canvassing Board
November 27, 2018

State of Alabama

13 of 190

Statewide Offices - General Election Results
November 6, 2018

| | Court of Criminal Appeals Judge, Place 3 | | Public Service Commissioner, Place 1 | | |
|------------|--|----------|--------------------------------------|----------|----------|
| | Cole (R) | Write-In | McClure (D) | Oden (R) | Write-In |
| Henry | 4,387 | 63 | 1,990 | 4,447 | 1 |
| Houston | 23,513 | 516 | 9,159 | 22,493 | 18 |
| Jackson | 12,001 | 103 | 3,241 | 11,813 | 4 |
| Jefferson | 127,525 | 9,331 | 144,286 | 108,248 | 120 |
| Lamar | 4,447 | 29 | 863 | 4,382 | 2 |
| Lauderdale | 21,235 | 475 | 9,816 | 20,015 | 14 |
| Lawrence | 7,959 | 109 | 3,403 | 7,910 | 6 |
| Lee | 30,953 | 969 | 20,066 | 28,227 | 35 |
| Limestone | 23,883 | 645 | 9,942 | 22,708 | 19 |
| Lowndes | 1,392 | 67 | 3,563 | 1,331 | - |
| Macon | 1,421 | 151 | 5,994 | 1,122 | 3 |
| Madison | 82,474 | 3,941 | 63,550 | 74,353 | 104 |
| Marengo | 4,013 | 68 | 4,636 | 3,963 | 4 |
| Marion | 7,886 | 47 | 1,434 | 7,925 | 4 |
| Marshall | 22,353 | 182 | 4,498 | 21,954 | 12 |
| Mobile | 73,995 | 2,854 | 61,127 | 69,498 | 93 |
| Monroe | 4,698 | 85 | 3,902 | 4,670 | 3 |
| Montgomery | 30,622 | 2,005 | 49,028 | 26,490 | 55 |
| Morgan | 29,459 | 430 | 10,069 | 28,674 | 16 |
| Perry | 1,080 | 24 | 3,152 | 1,024 | 2 |
| Pickens | 4,865 | 90 | 3,495 | 4,606 | 2 |
| Pike | 6,121 | 157 | 4,303 | 5,835 | 5 |
| Randolph | 5,679 | 51 | 1,802 | 5,606 | 2 |
| Russell | 7,439 | 391 | 8,123 | 6,723 | 7 |
| Shelby | 62,212 | 1,381 | 24,110 | 58,259 | 32 |
| St_Clair | 24,583 | 299 | 5,660 | 23,904 | 9 |
| Sumter | 1,334 | 53 | 4,069 | 1,205 | 1 |
| Talladega | 16,354 | 441 | 10,357 | 15,562 | 10 |
| Tallapoosa | 10,908 | 137 | 4,637 | 10,728 | 5 |
| Tuscaloosa | 39,749 | 1,655 | 30,377 | 36,719 | 56 |
| Walker | 18,676 | 177 | 4,444 | 17,852 | 18 |
| Washington | 4,536 | 54 | 2,073 | 4,461 | 4 |
| Wilcox | 1,420 | 25 | 3,213 | 1,389 | 2 |
| Winston | 6,713 | 33 | 872 | 6,667 | 4 |

Certified by the State Canvassing Board
November 27, 2018

Statewide Offices - General Election Results
November 6, 2018

| | Public Service Commissioner, Place 2 | | |
|------------------|--------------------------------------|-----------------|----------|
| | Powell (D) | Beeker, Jr. (R) | Write-In |
| Total | 668,620 | 1,006,713 | 1,029 |
| Autauga | 5,623 | 13,657 | 13 |
| Baldwin | 18,856 | 57,653 | 56 |
| Barbour | 4,070 | 4,074 | 5 |
| Bibb | 1,637 | 5,162 | 1 |
| Blount | 2,200 | 16,968 | 7 |
| Bullock | 2,736 | 877 | 1 |
| Butler | 3,389 | 4,356 | 9 |
| Calhoun | 12,066 | 24,060 | 25 |
| Chambers | 4,768 | 6,218 | 7 |
| Cherokee | 1,470 | 6,701 | 3 |
| Chilton | 2,363 | 11,069 | 6 |
| Choctaw | 2,706 | 3,067 | 6 |
| Clarke | 4,822 | 6,069 | 3 |
| Clay | 1,109 | 4,031 | 1 |
| Cleburne | 462 | 3,850 | 2 |
| Coffee | 3,898 | 11,841 | 7 |
| Colbert | 7,539 | 12,322 | 21 |
| Conecuh | 2,449 | 2,291 | 5 |
| Coosa | 1,475 | 2,723 | 5 |
| Covington | 2,131 | 9,633 | 3 |
| Crenshaw | 1,529 | 3,599 | 3 |
| Cullman | 3,918 | 24,227 | 10 |
| Dale | 3,886 | 10,142 | 9 |
| Dallas | 10,329 | 4,492 | 15 |
| DeKalb | 3,938 | 16,552 | 10 |
| Elmore | 7,656 | 21,307 | 15 |
| Escambia | 3,872 | 7,821 | 4 |
| Etowah | 9,883 | 23,599 | 20 |
| Fayette | 1,588 | 5,364 | 12 |
| Franklin | 2,222 | 5,854 | 6 |
| Geneva | 1,247 | 7,537 | 6 |
| Greene | 3,423 | 680 | 1 |
| Hale | 3,983 | 2,383 | - |

Certified by the State Canvassing Board
November 27, 2018

State of Alabama

15 of 190

Statewide Offices - General Election Results
November 6, 2018

| | Public Service Commissioner, Place 2 | | |
|------------|--------------------------------------|-----------------|----------|
| | Powell (D) | Beeker, Jr. (R) | Write-In |
| Henry | 1,994 | 4,457 | 1 |
| Houston | 9,172 | 22,505 | 16 |
| Jackson | 3,288 | 11,731 | 4 |
| Jefferson | 145,232 | 107,552 | 104 |
| Lamar | 885 | 4,355 | 3 |
| Lauderdale | 10,002 | 19,738 | 21 |
| Lawrence | 3,589 | 7,623 | 8 |
| Lee | 20,271 | 28,037 | 36 |
| Limestone | 10,164 | 22,456 | 20 |
| Lowndes | 3,559 | 1,333 | - |
| Macon | 5,996 | 1,120 | 5 |
| Madison | 64,396 | 73,451 | 110 |
| Marengo | 4,639 | 3,992 | 6 |
| Marion | 1,482 | 7,856 | 5 |
| Marshall | 4,632 | 21,773 | 11 |
| Mobile | 61,225 | 69,498 | 121 |
| Monroe | 3,912 | 4,659 | 2 |
| Montgomery | 49,157 | 26,338 | 61 |
| Morgan | 10,385 | 28,149 | 13 |
| Perry | 3,161 | 1,022 | 3 |
| Pickens | 3,494 | 4,630 | 1 |
| Pike | 4,309 | 5,816 | 10 |
| Randolph | 1,820 | 5,583 | 2 |
| Russell | 8,102 | 6,736 | 6 |
| Shelby | 24,382 | 57,985 | 34 |
| St_Clair | 5,727 | 23,829 | 7 |
| Sumter | 4,044 | 1,252 | 1 |
| Talladega | 10,389 | 15,506 | 20 |
| Tallapoosa | 4,681 | 10,697 | 5 |
| Tuscaloosa | 30,558 | 36,664 | 59 |
| Walker | 4,534 | 17,731 | 22 |
| Washington | 2,076 | 4,451 | 7 |
| Wilcox | 3,221 | 1,385 | 2 |
| Winston | 899 | 6,624 | 6 |

Certified by the State Canvassing Board
November 27, 2018

Exhibit 29



STATE OF ALABAMA

Canvass of Results General Election November 3, 2020

Pursuant to Chapter 12 of Title 17 of the Code of Alabama, 1975, and without limitation, we, the undersigned, hereby certify that the results of the General Election for federal, state, and judicial offices and proposed constitutional amendments held in Alabama on Tuesday, November 3, 2020 were opened and counted by us and that the results so tabulated are recorded on the following pages.

In Testimony Whereby, I have hereunto set my hand and affixed the Great and Principal Seal of the State of Alabama at the State Capitol, in the City of Montgomery, on this the 23rd day of November, in the year 2020.

Handwritten signature of Kay Ivey in black ink.

Kay Ivey
Governor

Handwritten signature of Steve Marshall in black ink.

Steve Marshall
Attorney General

Handwritten signature of John Merrill in black ink.

John Merrill
Secretary of State

General Election Results November 3, 2020

| Office | Pages |
|------------------------------------|--------|
| Statewide Offices | 1-8 |
| US House of Representatives | 9-16 |
| State Board of Education | 17-20 |
| Circuit Court Judge | 21-38 |
| District Court Judge | 39-68 |
| Proposed Constitutional Amendments | 69-100 |

Statewide Offices - General Election Results

November 3, 2020

| | President And Vice President Of The United States | | | | United States Senator | | |
|--------------|---|---------------------|------------------|--------------|-----------------------|----------------------|--------------|
| | Joseph R. Biden (D) | Donald J. Trump (R) | Jo Jorgensen (I) | Write-In | Doug Jones (D) | Tommy Tuberville (R) | Write-In |
| Total | 849,624 | 1,441,170 | 25,176 | 7,312 | 920,478 | 1,392,076 | 3,891 |
| Autauga | 7,503 | 19,838 | 350 | 79 | 8,277 | 19,387 | 43 |
| Baldwin | 24,578 | 83,544 | 1,229 | 328 | 28,925 | 80,200 | 225 |
| Barbour | 4,816 | 5,622 | 68 | 12 | 5,021 | 5,449 | 9 |
| Bibb | 1,986 | 7,525 | 74 | 10 | 2,244 | 7,320 | 17 |
| Blount | 2,640 | 24,711 | 209 | 28 | 3,290 | 24,163 | 53 |
| Bullock | 3,446 | 1,146 | 19 | 2 | 3,490 | 1,108 | 2 |
| Butler | 3,965 | 5,458 | 59 | 6 | 4,193 | 5,232 | 11 |
| Calhoun | 15,216 | 35,101 | 553 | 113 | 16,808 | 33,936 | 77 |
| Chambers | 6,365 | 8,753 | 141 | 25 | 6,908 | 8,312 | 14 |
| Cherokee | 1,624 | 10,583 | 82 | 12 | 2,112 | 10,122 | 17 |
| Chilton | 3,073 | 16,085 | 123 | 29 | 3,499 | 15,708 | 22 |
| Choctaw | 3,127 | 4,296 | 38 | 3 | 3,225 | 4,188 | 3 |
| Clarke | 5,755 | 7,324 | 49 | 7 | 6,017 | 7,061 | 9 |
| Clay | 1,267 | 5,601 | 53 | 9 | 1,441 | 5,454 | 8 |
| Cleburne | 675 | 6,484 | 60 | 8 | 843 | 6,321 | 5 |
| Coffee | 5,076 | 16,899 | 264 | 36 | 5,753 | 16,400 | 25 |
| Colbert | 8,343 | 19,203 | 272 | 68 | 9,408 | 18,320 | 53 |
| Conecuh | 2,966 | 3,442 | 32 | 1 | 3,098 | 3,294 | 4 |
| Coosa | 1,796 | 3,631 | 46 | 6 | 1,899 | 3,559 | 9 |
| Covington | 2,721 | 14,586 | 97 | 26 | 3,214 | 14,120 | 19 |
| Crenshaw | 1,700 | 4,864 | 44 | 9 | 1,910 | 4,671 | 8 |
| Cullman | 4,478 | 36,880 | 418 | 75 | 5,693 | 35,949 | 93 |
| Dale | 5,170 | 14,303 | 233 | 32 | 5,955 | 13,653 | 33 |
| Dallas | 12,230 | 5,524 | 90 | 20 | 12,503 | 5,298 | 15 |
| DeKalb | 4,281 | 24,767 | 250 | 58 | 5,253 | 23,940 | 53 |
| Elmore | 10,367 | 30,164 | 398 | 101 | 11,399 | 29,459 | 60 |
| Escambia | 4,918 | 10,869 | 94 | 29 | 5,400 | 10,417 | 14 |
| Etowah | 11,567 | 35,528 | 531 | 102 | 13,145 | 34,351 | 93 |
| Fayette | 1,395 | 7,300 | 56 | 15 | 1,651 | 7,088 | 12 |
| Franklin | 2,086 | 10,376 | 106 | 10 | 2,605 | 9,856 | 20 |
| Geneva | 1,595 | 10,848 | 90 | 12 | 2,122 | 10,382 | 18 |
| Greene | 3,884 | 875 | 8 | 8 | 3,962 | 816 | 1 |
| Hale | 4,663 | 3,192 | 37 | 8 | 4,786 | 3,090 | 4 |

Statewide Offices - General Election Results

November 3, 2020

| | President And Vice President Of The United States | | | | United States Senator | | |
|------------|---|---------------------|------------------|----------|-----------------------|----------------------|----------|
| | Joseph R. Biden (D) | Donald J. Trump (R) | Jo Jorgensen (I) | Write-In | Doug Jones (D) | Tommy Tuberville (R) | Write-In |
| Henry | 2,606 | 6,607 | 69 | 16 | 2,872 | 6,399 | 9 |
| Houston | 12,917 | 32,618 | 533 | 105 | 14,494 | 31,462 | 77 |
| Jackson | 3,717 | 19,670 | 208 | 41 | 4,587 | 18,888 | 29 |
| Jefferson | 181,688 | 138,843 | 3,578 | 1,739 | 190,644 | 134,314 | 552 |
| Lamar | 978 | 6,174 | 33 | 8 | 1,071 | 6,088 | 3 |
| Lauderdale | 11,915 | 31,721 | 537 | 166 | 13,874 | 30,071 | 88 |
| Lawrence | 3,562 | 12,322 | 126 | 21 | 4,211 | 11,710 | 33 |
| Lee | 27,860 | 42,221 | 1,019 | 349 | 29,986 | 41,154 | 114 |
| Limestone | 13,672 | 34,640 | 748 | 175 | 15,584 | 33,364 | 90 |
| Lowndes | 4,972 | 1,836 | 26 | 1 | 5,051 | 1,766 | 2 |
| Macon | 7,108 | 1,541 | 52 | 22 | 7,224 | 1,481 | 12 |
| Madison | 87,286 | 102,780 | 3,699 | 1,002 | 94,458 | 99,181 | 443 |
| Marengo | 5,488 | 5,343 | 59 | 10 | 5,687 | 5,166 | 9 |
| Marion | 1,463 | 12,205 | 115 | 24 | 1,847 | 11,897 | 16 |
| Marshall | 5,943 | 33,191 | 435 | 86 | 7,336 | 32,086 | 83 |
| Mobile | 79,474 | 101,243 | 1,938 | 509 | 86,034 | 96,320 | 315 |
| Monroe | 4,455 | 6,147 | 53 | 13 | 4,719 | 5,906 | 16 |
| Montgomery | 64,529 | 33,311 | 923 | 376 | 66,592 | 32,221 | 125 |
| Morgan | 13,234 | 39,664 | 705 | 119 | 15,108 | 38,280 | 111 |
| Perry | 3,860 | 1,339 | 24 | 7 | 3,943 | 1,274 | - |
| Pickens | 4,022 | 5,594 | 40 | 12 | 4,193 | 5,439 | 11 |
| Pike | 5,636 | 8,042 | 134 | 29 | 6,020 | 7,777 | 14 |
| Randolph | 2,203 | 8,559 | 61 | 14 | 2,362 | 8,400 | 10 |
| Russell | 11,228 | 9,864 | 198 | 39 | 11,853 | 9,383 | 19 |
| Shelby | 33,268 | 79,700 | 1,462 | 520 | 36,606 | 77,836 | 236 |
| St_Clair | 7,744 | 36,166 | 446 | 85 | 8,844 | 35,426 | 76 |
| Sumter | 4,648 | 1,598 | 37 | 8 | 4,705 | 1,550 | 3 |
| Talladega | 13,138 | 22,235 | 247 | 43 | 13,855 | 21,726 | 44 |
| Tallapoosa | 5,859 | 14,963 | 130 | 39 | 6,255 | 14,668 | 20 |
| Tuscaloosa | 37,765 | 51,117 | 927 | 363 | 40,404 | 49,347 | 190 |
| Walker | 4,834 | 26,002 | 277 | 57 | 5,978 | 25,016 | 65 |
| Washington | 2,258 | 6,564 | 45 | 9 | 2,635 | 6,162 | 9 |
| Wilcox | 4,048 | 1,833 | 17 | 5 | 4,095 | 1,779 | 5 |
| Winston | 974 | 10,195 | 102 | 13 | 1,302 | 9,915 | 13 |

Statewide Offices - General Election Results

November 3, 2020

| | Associate Justice Of The Supreme Court, Place 1 | | Associate Justice Of The Supreme Court, Place 2 | |
|--------------|---|---------------|---|---------------|
| | Greg Shaw (R) | Write-In | Brad Mendheim (R) | Write-In |
| Total | 1,554,369 | 38,502 | 1,547,036 | 37,399 |
| Autauga | 21,012 | 371 | 20,911 | 363 |
| Baldwin | 88,201 | 1,156 | 87,924 | 1,093 |
| Barbour | 5,916 | 153 | 5,866 | 145 |
| Bibb | 7,689 | 88 | 7,674 | 87 |
| Blount | 24,638 | 126 | 24,578 | 119 |
| Bullock | 1,321 | 61 | 1,294 | 62 |
| Butler | 5,448 | 107 | 5,415 | 105 |
| Calhoun | 37,586 | 837 | 37,399 | 822 |
| Chambers | 9,488 | 294 | 9,413 | 275 |
| Cherokee | 10,438 | 54 | 10,389 | 51 |
| Chilton | 15,883 | 105 | 15,800 | 101 |
| Choctaw | 4,064 | 54 | 4,029 | 55 |
| Clarke | 7,322 | 98 | 7,257 | 103 |
| Clay | 5,543 | 59 | 5,521 | 56 |
| Cleburne | 6,360 | 27 | 6,343 | 28 |
| Coffee | 17,642 | 225 | 17,628 | 211 |
| Colbert | 19,955 | 319 | 19,849 | 314 |
| Conecuh | 3,333 | 48 | 3,301 | 45 |
| Coosa | 3,745 | 52 | 3,728 | 62 |
| Covington | 14,352 | 74 | 14,282 | 78 |
| Crenshaw | 4,809 | 42 | 4,783 | 40 |
| Cullman | 37,300 | 199 | 37,178 | 202 |
| Dale | 15,113 | 278 | 15,135 | 282 |
| Dallas | 6,380 | 283 | 6,230 | 297 |
| DeKalb | 24,768 | 167 | 24,666 | 158 |
| Elmore | 31,603 | 390 | 31,376 | 387 |
| Escambia | 11,253 | 178 | 11,221 | 173 |
| Etowah | 36,933 | 648 | 36,777 | 629 |
| Fayette | 7,263 | 52 | 7,199 | 55 |
| Franklin | 10,008 | 64 | 9,924 | 67 |
| Geneva | 10,796 | 68 | 10,793 | 72 |
| Greene | 1,039 | 48 | 1,001 | 46 |
| Hale | 3,272 | 86 | 3,234 | 89 |

Statewide Offices - General Election Results

November 3, 2020

| | Associate Justice Of The Supreme Court, Place 1 | | Associate Justice Of The Supreme Court, Place 2 | |
|------------|---|----------|---|----------|
| | Greg Shaw (R) | Write-In | Brad Mendheim (R) | Write-In |
| Henry | 6,738 | 81 | 6,820 | 84 |
| Houston | 34,743 | 767 | 35,391 | 732 |
| Jackson | 19,173 | 133 | 19,068 | 131 |
| Jefferson | 165,808 | 8,734 | 164,979 | 8,467 |
| Lamar | 6,167 | 38 | 6,156 | 32 |
| Lauderdale | 32,585 | 603 | 32,412 | 590 |
| Lawrence | 12,154 | 118 | 12,112 | 116 |
| Lee | 48,411 | 1,381 | 48,206 | 1,302 |
| Limestone | 36,853 | 972 | 36,690 | 942 |
| Lowndes | 2,031 | 74 | 1,984 | 76 |
| Macon | 2,381 | 236 | 2,302 | 251 |
| Madison | 120,027 | 4,657 | 119,319 | 4,512 |
| Marengo | 5,393 | 128 | 5,322 | 123 |
| Marion | 12,126 | 45 | 12,073 | 49 |
| Marshall | 33,765 | 297 | 33,681 | 285 |
| Mobile | 111,919 | 3,783 | 111,091 | 3,646 |
| Monroe | 6,302 | 103 | 6,270 | 98 |
| Montgomery | 41,884 | 2,543 | 41,230 | 2,465 |
| Morgan | 41,181 | 504 | 41,003 | 489 |
| Perry | 1,500 | 36 | 1,471 | 35 |
| Pickens | 5,869 | 93 | 5,838 | 96 |
| Pike | 8,851 | 236 | 8,805 | 228 |
| Randolph | 8,382 | 101 | 8,330 | 97 |
| Russell | 11,551 | 449 | 11,458 | 438 |
| Shelby | 87,552 | 1,948 | 87,340 | 1,876 |
| St_Clair | 37,362 | 402 | 37,266 | 386 |
| Sumter | 1,836 | 61 | 1,798 | 62 |
| Talladega | 23,891 | 530 | 23,763 | 525 |
| Tallapoosa | 15,421 | 212 | 15,307 | 216 |
| Tuscaloosa | 57,374 | 2,098 | 57,037 | 2,044 |
| Walker | 26,409 | 204 | 26,254 | 213 |
| Washington | 6,272 | 55 | 6,228 | 53 |
| Wilcox | 1,901 | 35 | 1,870 | 36 |
| Winston | 10,084 | 34 | 10,044 | 32 |

Statewide Offices - General Election Results

November 3, 2020

| | Court Of Civil Appeals Judge, Place 1 | | Court Of Civil Appeals Judge, Place 2 | | Court Of Criminal Appeals Judge, Place 1 | |
|--------------|---------------------------------------|---------------|---------------------------------------|---------------|--|---------------|
| | William C. "Bill" Thompson (R) | Write-In | Matt Fridy (R) | Write-In | Mary Windom (R) | Write-In |
| Total | 1,546,671 | 36,484 | 1,539,415 | 35,890 | 1,541,862 | 34,708 |
| Autauga | 20,917 | 393 | 20,798 | 361 | 20,881 | 354 |
| Baldwin | 87,862 | 1,050 | 87,549 | 1,025 | 87,880 | 985 |
| Barbour | 5,865 | 145 | 5,822 | 140 | 5,810 | 130 |
| Bibb | 7,672 | 79 | 7,671 | 87 | 7,673 | 83 |
| Blount | 24,544 | 112 | 24,488 | 108 | 24,520 | 103 |
| Bullock | 1,307 | 54 | 1,265 | 62 | 1,285 | 57 |
| Butler | 5,432 | 99 | 5,397 | 95 | 5,413 | 91 |
| Calhoun | 37,396 | 805 | 37,261 | 808 | 37,292 | 792 |
| Chambers | 9,452 | 272 | 9,393 | 277 | 9,384 | 270 |
| Cherokee | 10,357 | 50 | 10,305 | 50 | 10,339 | 49 |
| Chilton | 15,757 | 98 | 15,701 | 85 | 15,718 | 87 |
| Choctaw | 4,068 | 47 | 4,026 | 51 | 4,015 | 49 |
| Clarke | 7,319 | 101 | 7,231 | 91 | 7,256 | 92 |
| Clay | 5,515 | 51 | 5,497 | 53 | 5,507 | 58 |
| Cleburne | 6,321 | 30 | 6,321 | 26 | 6,331 | 23 |
| Coffee | 17,627 | 204 | 17,491 | 205 | 17,535 | 199 |
| Colbert | 19,919 | 297 | 19,717 | 296 | 19,758 | 279 |
| Conecuh | 3,286 | 46 | 3,253 | 48 | 3,262 | 55 |
| Coosa | 3,730 | 54 | 3,720 | 59 | 3,709 | 60 |
| Covington | 14,287 | 68 | 14,191 | 73 | 14,192 | 69 |
| Crenshaw | 4,777 | 40 | 4,754 | 44 | 4,765 | 44 |
| Cullman | 37,173 | 191 | 37,090 | 174 | 37,109 | 171 |
| Dale | 15,075 | 271 | 15,008 | 267 | 15,034 | 256 |
| Dallas | 6,250 | 293 | 6,114 | 300 | 6,106 | 291 |
| DeKalb | 24,659 | 165 | 24,518 | 156 | 24,555 | 149 |
| Elmore | 31,422 | 373 | 31,250 | 355 | 31,368 | 349 |
| Escambia | 11,228 | 172 | 11,168 | 184 | 11,165 | 179 |
| Etowah | 36,809 | 623 | 36,638 | 624 | 36,678 | 590 |
| Fayette | 7,217 | 50 | 7,195 | 44 | 7,191 | 39 |
| Franklin | 9,914 | 66 | 9,847 | 68 | 9,839 | 61 |
| Geneva | 10,765 | 58 | 10,700 | 57 | 10,728 | 56 |
| Greene | 1,004 | 48 | 991 | 45 | 986 | 42 |
| Hale | 3,240 | 86 | 3,229 | 77 | 3,226 | 76 |

Statewide Offices - General Election Results

November 3, 2020

| | Court Of Civil Appeals Judge, Place 1 | | Court Of Civil Appeals Judge, Place 2 | | Court Of Criminal Appeals Judge, Place 1 | |
|------------|---------------------------------------|----------|---------------------------------------|----------|--|----------|
| | William C. "Bill" Thompson (R) | Write-In | Matt Fridy (R) | Write-In | Mary Windom (R) | Write-In |
| Henry | 6,710 | 79 | 6,686 | 87 | 6,691 | 86 |
| Houston | 34,728 | 714 | 34,610 | 741 | 34,642 | 703 |
| Jackson | 19,068 | 123 | 18,983 | 119 | 18,974 | 109 |
| Jefferson | 164,995 | 8,324 | 164,393 | 8,188 | 164,193 | 7,953 |
| Lamar | 6,158 | 30 | 6,147 | 23 | 6,146 | 22 |
| Lauderdale | 32,400 | 533 | 32,157 | 537 | 32,251 | 535 |
| Lawrence | 12,105 | 112 | 12,068 | 108 | 12,075 | 109 |
| Lee | 48,230 | 1,274 | 48,170 | 1,245 | 48,225 | 1,191 |
| Limestone | 36,640 | 894 | 36,445 | 887 | 36,582 | 860 |
| Lowndes | 1,989 | 78 | 1,947 | 82 | 1,958 | 73 |
| Macon | 2,353 | 245 | 2,259 | 241 | 2,290 | 236 |
| Madison | 119,141 | 4,362 | 118,816 | 4,172 | 119,073 | 4,021 |
| Marengo | 5,338 | 120 | 5,262 | 127 | 5,268 | 114 |
| Marion | 12,066 | 48 | 12,050 | 51 | 12,048 | 44 |
| Marshall | 33,663 | 274 | 33,572 | 277 | 33,583 | 263 |
| Mobile | 111,348 | 3,604 | 110,306 | 3,499 | 111,059 | 3,375 |
| Monroe | 6,273 | 99 | 6,246 | 97 | 6,254 | 94 |
| Montgomery | 41,172 | 2,403 | 40,702 | 2,433 | 40,955 | 2,358 |
| Morgan | 41,064 | 479 | 40,789 | 464 | 40,846 | 450 |
| Perry | 1,473 | 37 | 1,457 | 38 | 1,459 | 38 |
| Pickens | 5,846 | 90 | 5,803 | 94 | 5,810 | 90 |
| Pike | 8,826 | 229 | 8,721 | 222 | 8,706 | 223 |
| Randolph | 8,342 | 97 | 8,307 | 98 | 8,326 | 92 |
| Russell | 11,440 | 431 | 11,418 | 427 | 11,379 | 410 |
| Shelby | 87,354 | 1,817 | 87,498 | 1,796 | 87,233 | 1,710 |
| St_Clair | 37,247 | 370 | 37,187 | 359 | 37,183 | 334 |
| Sumter | 1,804 | 60 | 1,774 | 59 | 1,771 | 57 |
| Talladega | 23,797 | 518 | 23,733 | 518 | 23,727 | 508 |
| Tallapoosa | 15,304 | 211 | 15,255 | 210 | 15,332 | 213 |
| Tuscaloosa | 57,214 | 2,020 | 56,867 | 1,981 | 57,059 | 1,954 |
| Walker | 26,275 | 195 | 26,161 | 209 | 26,182 | 189 |
| Washington | 6,217 | 60 | 6,149 | 50 | 6,195 | 48 |
| Wilcox | 1,881 | 30 | 1,856 | 31 | 1,872 | 32 |
| Winston | 10,044 | 33 | 10,022 | 25 | 10,005 | 26 |

Statewide Offices - General Election Results

November 3, 2020

| | Court Of Criminal Appeals Judge, Place 2 | | President, Public Service Commission | | |
|--------------|--|---------------|--------------------------------------|-------------------------------|--------------|
| | Beth Kellum (R) | Write-In | Laura Casey (D) | Twinkle Andress Cavanaugh (R) | Write-In |
| Total | 1,537,451 | 34,128 | 858,054 | 1,403,790 | 2,726 |
| Autauga | 20,808 | 352 | 7,864 | 19,289 | 41 |
| Baldwin | 87,650 | 954 | 25,067 | 81,884 | 121 |
| Barbour | 5,802 | 133 | 4,803 | 5,379 | 12 |
| Bibb | 7,668 | 78 | 2,090 | 7,335 | 9 |
| Blount | 24,472 | 107 | 3,264 | 23,707 | 34 |
| Bullock | 1,261 | 60 | 3,329 | 1,114 | 7 |
| Butler | 5,395 | 85 | 4,046 | 5,175 | 3 |
| Calhoun | 37,250 | 778 | 15,553 | 34,112 | 56 |
| Chambers | 9,362 | 269 | 6,498 | 8,290 | 21 |
| Cherokee | 10,313 | 45 | 1,774 | 10,148 | 11 |
| Chilton | 15,699 | 89 | 3,359 | 15,341 | 26 |
| Choctaw | 4,006 | 50 | 3,216 | 3,821 | 6 |
| Clarke | 7,231 | 94 | 5,710 | 7,012 | 8 |
| Clay | 5,488 | 60 | 1,345 | 5,378 | 8 |
| Cleburne | 6,326 | 21 | 813 | 6,174 | 6 |
| Coffee | 17,484 | 207 | 5,251 | 16,415 | 22 |
| Colbert | 19,707 | 277 | 8,743 | 18,323 | 33 |
| Conecuh | 3,240 | 48 | 2,930 | 3,193 | 2 |
| Coosa | 3,695 | 55 | 1,798 | 3,551 | 5 |
| Covington | 14,191 | 67 | 2,871 | 14,042 | 9 |
| Crenshaw | 4,751 | 41 | 1,799 | 4,643 | 6 |
| Cullman | 37,045 | 173 | 5,141 | 35,831 | 48 |
| Dale | 14,993 | 249 | 5,311 | 13,821 | 35 |
| Dallas | 6,050 | 275 | 12,003 | 5,249 | 14 |
| DeKalb | 24,491 | 151 | 4,680 | 23,731 | 33 |
| Elmore | 31,260 | 348 | 10,649 | 29,492 | 47 |
| Escambia | 11,161 | 161 | 5,016 | 10,452 | 14 |
| Etowah | 36,621 | 583 | 12,247 | 34,401 | 67 |
| Fayette | 7,196 | 41 | 1,486 | 7,007 | 5 |
| Franklin | 9,838 | 64 | 2,363 | 9,629 | 10 |
| Geneva | 10,696 | 61 | 1,793 | 10,422 | 17 |
| Greene | 973 | 46 | 3,799 | 813 | 5 |
| Hale | 3,204 | 72 | 4,647 | 3,008 | 4 |

Statewide Offices - General Election Results

November 3, 2020

| | Court Of Criminal Appeals Judge, Place 2 | | President, Public Service Commission | | |
|------------|--|----------|--------------------------------------|-------------------------------|----------|
| | Beth Kellum (R) | Write-In | Laura Casey (D) | Twinkle Andress Cavanaugh (R) | Write-In |
| Henry | 6,683 | 84 | 2,599 | 6,343 | 11 |
| Houston | 34,580 | 681 | 13,142 | 31,897 | 67 |
| Jackson | 18,934 | 111 | 3,991 | 18,572 | 18 |
| Jefferson | 163,704 | 7,801 | 180,954 | 138,091 | 386 |
| Lamar | 6,139 | 21 | 1,050 | 5,951 | 2 |
| Lauderdale | 32,143 | 526 | 12,593 | 30,138 | 45 |
| Lawrence | 12,034 | 103 | 3,761 | 11,711 | 17 |
| Lee | 48,105 | 1,164 | 27,848 | 41,775 | 98 |
| Limestone | 36,512 | 866 | 14,056 | 33,692 | 86 |
| Lowndes | 1,934 | 75 | 4,827 | 1,726 | 3 |
| Macon | 2,257 | 233 | 6,943 | 1,580 | 7 |
| Madison | 118,751 | 3,930 | 85,608 | 102,002 | 303 |
| Marengo | 5,227 | 110 | 5,456 | 4,979 | 6 |
| Marion | 12,035 | 47 | 1,684 | 11,734 | 13 |
| Marshall | 33,539 | 261 | 6,570 | 32,115 | 45 |
| Mobile | 110,427 | 3,328 | 79,569 | 99,231 | 180 |
| Monroe | 6,244 | 95 | 4,527 | 5,901 | 9 |
| Montgomery | 40,567 | 2,316 | 63,864 | 33,222 | 107 |
| Morgan | 40,798 | 433 | 13,499 | 38,767 | 51 |
| Perry | 1,444 | 40 | 3,787 | 1,282 | 3 |
| Pickens | 5,796 | 90 | 3,998 | 5,429 | 12 |
| Pike | 8,678 | 225 | 5,566 | 7,897 | 12 |
| Randolph | 8,280 | 90 | 2,357 | 8,047 | 10 |
| Russell | 11,352 | 403 | 11,440 | 9,428 | 22 |
| Shelby | 87,092 | 1,679 | 34,059 | 78,220 | 147 |
| St_Clair | 37,147 | 341 | 8,283 | 35,290 | 46 |
| Sumter | 1,767 | 53 | 4,588 | 1,473 | 5 |
| Talladega | 23,675 | 502 | 13,348 | 21,797 | 40 |
| Tallapoosa | 15,228 | 213 | 5,969 | 14,500 | 12 |
| Tuscaloosa | 56,923 | 1,917 | 37,787 | 50,362 | 158 |
| Walker | 26,122 | 191 | 5,434 | 25,005 | 45 |
| Washington | 6,148 | 53 | 2,513 | 5,906 | 7 |
| Wilcox | 1,859 | 29 | 3,974 | 1,731 | 3 |
| Winston | 10,000 | 23 | 1,152 | 9,814 | 5 |

Exhibit 30



STATE OF ALABAMA

Canvass of Results General Election November 8, 2022

Pursuant to Chapter 12 of Title 17 of the Code of Alabama, 1975, and without limitation, we, the undersigned, hereby certify that the results of the General Election for federal, state, and judicial offices and proposed constitutional amendments held in Alabama on Tuesday, November 8, 2022 were opened and counted by us and that the results so tabulated are recorded on the following pages.

In Testimony Whereby, I have hereunto set my hand and affixed the Great and Principal Seal of the State of Alabama at the State Capitol, in the City of Montgomery, on this the 28th day of November, in the year 2022.

Handwritten signature of Kay Ivey in black ink.

Kay Ivey
Governor

Handwritten signature of Steve Marshall in black ink.

Steve Marshall
Attorney General

Handwritten signature of John Merrill in black ink.

John Merrill
Secretary of State



Statewide Offices - General Election Results
November 08, 2022

| | Governor | | | |
|--------------|------------------------------|----------------|-------------------------|--------------|
| | Yolanda Rochelle Flowers (D) | Kay Ivey (R) | James "Jimmy" Blake (L) | Write-In |
| Total | 412,961 | 946,932 | 45,958 | 9,432 |
| Autauga | 3,515 | 13,387 | 649 | 193 |
| Baldwin | 10,296 | 58,823 | 3,283 | 785 |
| Barbour | 2,549 | 3,888 | 93 | 18 |
| Bibb | 930 | 4,681 | 229 | 44 |
| Blount | 930 | 14,895 | 703 | 77 |
| Bullock | 1,806 | 802 | 45 | |
| Butler | 1,937 | 3,856 | 122 | 17 |
| Calhoun | 6,912 | 22,158 | 901 | 151 |
| Chambers | 2,890 | 5,961 | 246 | 53 |
| Cherokee | 653 | 6,971 | 189 | 25 |
| Chilton | 1,268 | 10,541 | 350 | 58 |
| Choctaw | 1,841 | 3,300 | 102 | 2 |
| Clarke | 3,556 | 5,359 | 127 | 5 |
| Clay | 480 | 3,638 | 109 | 18 |
| Cleburne | 276 | 4,200 | 127 | 14 |
| Coffee | 2,221 | 11,267 | 407 | 109 |
| Colbert | 3,739 | 13,001 | 461 | 73 |
| Conecuh | 1,782 | 2,618 | 67 | 10 |
| Coosa | 1,001 | 2,685 | 135 | 8 |
| Covington | 1,193 | 9,735 | 262 | 84 |
| Crenshaw | 851 | 3,622 | 108 | 10 |
| Cullman | 1,662 | 23,277 | 1,074 | 161 |
| Dale | 2,222 | 9,363 | 345 | 76 |
| Dallas | 7,165 | 4,060 | 122 | 4 |
| DeKalb | 1,471 | 15,227 | 368 | 67 |
| Elmore | 4,508 | 20,189 | 861 | 215 |
| Escambia | 2,167 | 7,286 | 220 | 9 |
| Etowah | 4,593 | 20,685 | 752 | 88 |
| Fayette | 628 | 4,708 | 163 | 14 |
| Franklin | 646 | 6,592 | 196 | 18 |
| Geneva | 700 | 7,049 | 199 | 30 |
| Greene | 2,339 | 608 | 42 | 3 |
| Hale | 2,818 | 2,288 | 74 | 26 |

Statewide Offices - General Election Results
November 08, 2022

| | Governor | | | |
|------------|------------------------------|--------------|-------------------------|----------|
| | Yolanda Rochelle Flowers (D) | Kay Ivey (R) | James "Jimmy" Blake (L) | Write-In |
| Henry | 1,490 | 5,102 | 145 | 14 |
| Houston | 5,634 | 21,139 | 715 | 137 |
| Jackson | 1,386 | 11,630 | 322 | 45 |
| Jefferson | 96,175 | 92,583 | 7,066 | 1,743 |
| Lamar | 415 | 3,831 | 124 | 7 |
| Lauderdale | 4,761 | 20,235 | 723 | 182 |
| Lawrence | 1,707 | 8,629 | 423 | 39 |
| Lee | 11,803 | 27,242 | 1,171 | 377 |
| Limestone | 6,289 | 23,770 | 1,086 | 227 |
| Lowndes | 2,706 | 1,309 | 63 | 8 |
| Macon | 3,994 | 1,244 | 121 | 10 |
| Madison | 42,176 | 72,059 | 4,900 | 1,243 |
| Marengo | 3,317 | 3,851 | 108 | 17 |
| Marion | 528 | 7,625 | 219 | 37 |
| Marshall | 2,077 | 21,345 | 695 | 123 |
| Mobile | 38,910 | 63,593 | 3,968 | 664 |
| Monroe | 2,609 | 4,313 | 103 | 19 |
| Montgomery | 32,511 | 23,565 | 1,309 | 327 |
| Morgan | 5,362 | 25,484 | 1,062 | 227 |
| Perry | 2,187 | 942 | 53 | 3 |
| Pickens | 2,249 | 4,212 | 136 | 12 |
| Pike | 2,568 | 5,375 | 161 | 42 |
| Randolph | 925 | 5,462 | 170 | 30 |
| Russell | 5,146 | 6,144 | 251 | 28 |
| Shelby | 14,913 | 51,196 | 3,197 | 633 |
| St. Clair | 3,606 | 23,055 | 1,106 | 156 |
| Sumter | 2,656 | 1,176 | 50 | 2 |
| Talladega | 6,684 | 14,313 | 571 | 76 |
| Tallapoosa | 2,751 | 10,444 | 301 | 77 |
| Tuscaloosa | 17,937 | 31,841 | 1,495 | 326 |
| Walker | 1,905 | 15,217 | 628 | 86 |
| Washington | 1,206 | 4,584 | 126 | 13 |
| Wilcox | 2,489 | 1,371 | 41 | 2 |
| Winston | 344 | 6,331 | 218 | 35 |

Statewide Offices - General Election Results
November 08, 2022

| | Lieutenant Governor | | | United States Senator | | | |
|--------------|---------------------|----------------------|--------------|-----------------------|-----------------|---------------------|--------------|
| | Will Ainsworth (R) | Ruth Page-Nelson (L) | Write-In | Will Boyd (D) | Katie Britt (R) | John Sophocleus (L) | Write-In |
| Total | 957,534 | 178,660 | 8,103 | 436,746 | 942,154 | 32,879 | 2,459 |
| Autauga | 13,558 | 1,941 | 71 | 3,814 | 13,359 | 532 | 35 |
| Baldwin | 59,569 | 7,702 | 234 | 11,478 | 59,501 | 2,092 | 126 |
| Barbour | 3,850 | 660 | 18 | 2,620 | 3,861 | 60 | 2 |
| Bibb | 4,799 | 461 | 19 | 971 | 4,694 | 188 | 16 |
| Blount | 15,146 | 973 | 17 | 1,130 | 14,904 | 519 | 33 |
| Bullock | 824 | 330 | 9 | 1,827 | 785 | 31 | 1 |
| Butler | 3,862 | 529 | 10 | 2,039 | 3,789 | 80 | 1 |
| Calhoun | 22,295 | 3,482 | 162 | 7,365 | 22,008 | 666 | 42 |
| Chambers | 5,970 | 1,019 | 48 | 2,997 | 5,917 | 176 | 9 |
| Cherokee | 6,970 | 431 | 17 | 761 | 6,947 | 121 | 6 |
| Chilton | 10,543 | 789 | 22 | 1,407 | 10,386 | 350 | 21 |
| Choctaw | 3,165 | 643 | 13 | 1,899 | 3,198 | 56 | 1 |
| Clarke | 5,377 | 585 | 24 | 3,613 | 5,348 | 57 | 1 |
| Clay | 3,666 | 254 | 11 | 505 | 3,628 | 92 | 8 |
| Cleburne | 4,170 | 242 | 6 | 308 | 4,212 | 77 | 7 |
| Coffee | 11,358 | 1,153 | 39 | 2,298 | 11,411 | 249 | 40 |
| Colbert | 12,927 | 1,652 | 47 | 4,181 | 12,748 | 310 | 17 |
| Conecuh | 2,593 | 358 | 7 | 1,830 | 2,564 | 39 | 2 |
| Coosa | 2,692 | 383 | 12 | 1,042 | 2,662 | 109 | 3 |
| Covington | 9,801 | 620 | 11 | 1,289 | 9,852 | 123 | 8 |
| Crenshaw | 3,619 | 300 | 7 | 895 | 3,607 | 58 | 2 |
| Cullman | 23,652 | 1,500 | 34 | 1,951 | 23,228 | 874 | 70 |
| Dale | 9,438 | 1,194 | 52 | 2,326 | 9,458 | 203 | 12 |
| Dallas | 4,118 | 1,650 | 78 | 7,312 | 3,888 | 108 | 3 |
| DeKalb | 15,242 | 867 | 24 | 1,679 | 15,200 | 228 | 27 |
| Elmore | 20,472 | 2,517 | 90 | 4,866 | 20,167 | 666 | 40 |
| Escambia | 7,278 | 777 | 19 | 2,247 | 7,284 | 116 | 5 |
| Etowah | 20,803 | 2,121 | 87 | 4,925 | 20,599 | 534 | 34 |
| Fayette | 4,751 | 297 | 4 | 690 | 4,697 | 109 | 5 |
| Franklin | 6,525 | 424 | 5 | 770 | 6,547 | 116 | 5 |
| Geneva | 7,056 | 405 | 6 | 763 | 7,113 | 100 | 2 |
| Greene | 656 | 271 | 9 | 2,337 | 597 | 30 | 2 |
| Hale | 2,350 | 532 | 12 | 2,790 | 2,298 | 81 | 4 |

Statewide Offices - General Election Results
November 08, 2022

| | Lieutenant Governor | | | United States Senator | | | |
|------------|---------------------|----------------------|----------|-----------------------|-----------------|---------------------|----------|
| | Will Ainsworth (R) | Ruth Page-Nelson (L) | Write-In | Will Boyd (D) | Katie Britt (R) | John Sophocleus (L) | Write-In |
| Henry | 5,053 | 693 | 16 | 1,560 | 5,085 | 84 | 3 |
| Houston | 21,252 | 3,124 | 122 | 5,854 | 21,246 | 477 | 31 |
| Jackson | 11,613 | 790 | 31 | 1,518 | 11,617 | 214 | 23 |
| Jefferson | 95,778 | 34,412 | 1,983 | 100,792 | 91,802 | 4,873 | 365 |
| Lamar | 3,888 | 188 | 4 | 447 | 3,869 | 56 | 4 |
| Lauderdale | 20,181 | 2,523 | 122 | 5,453 | 19,893 | 494 | 48 |
| Lawrence | 8,524 | 942 | 19 | 1,916 | 8,573 | 225 | 14 |
| Lee | 27,410 | 5,709 | 278 | 12,458 | 26,966 | 1,107 | 51 |
| Limestone | 23,734 | 4,039 | 155 | 7,037 | 23,422 | 784 | 97 |
| Lowndes | 1,394 | 517 | 7 | 2,734 | 1,277 | 58 | 2 |
| Macon | 1,310 | 1,226 | 49 | 4,131 | 1,153 | 85 | 2 |
| Madison | 71,895 | 24,041 | 1,142 | 45,976 | 70,577 | 3,602 | 345 |
| Marengo | 3,863 | 754 | 22 | 3,375 | 3,807 | 81 | 1 |
| Marion | 7,654 | 420 | 8 | 591 | 7,636 | 152 | 8 |
| Marshall | 21,336 | 1,779 | 50 | 2,461 | 21,211 | 511 | 44 |
| Mobile | 65,148 | 16,761 | 841 | 40,266 | 64,378 | 2,338 | 118 |
| Monroe | 4,297 | 642 | 15 | 2,678 | 4,270 | 74 | 4 |
| Montgomery | 24,319 | 12,171 | 589 | 33,685 | 22,741 | 1,188 | 91 |
| Morgan | 25,592 | 3,011 | 106 | 5,879 | 25,310 | 813 | 103 |
| Perry | 925 | 372 | 8 | 2,224 | 898 | 52 | 2 |
| Pickens | 4,315 | 708 | 24 | 2,248 | 4,225 | 87 | 11 |
| Pike | 5,449 | 859 | 40 | 2,661 | 5,359 | 107 | 8 |
| Randolph | 5,472 | 370 | 8 | 991 | 5,471 | 111 | 4 |
| Russell | 6,121 | 1,925 | 77 | 5,398 | 5,967 | 174 | 6 |
| Shelby | 52,207 | 9,274 | 509 | 16,276 | 50,762 | 2,588 | 248 |
| St. Clair | 23,346 | 2,317 | 74 | 3,933 | 23,049 | 885 | 53 |
| Sumter | 1,163 | 334 | 10 | 2,684 | 1,163 | 28 | 1 |
| Talladega | 14,565 | 2,075 | 80 | 6,891 | 14,269 | 439 | 21 |
| Tallapoosa | 10,501 | 938 | 36 | 2,914 | 10,421 | 214 | 19 |
| Tuscaloosa | 32,370 | 6,629 | 399 | 18,591 | 31,879 | 1,065 | 91 |
| Walker | 15,476 | 1,102 | 31 | 2,083 | 15,206 | 499 | 33 |
| Washington | 4,533 | 326 | 14 | 1,267 | 4,557 | 54 | |
| Wilcox | 1,393 | 280 | 5 | 2,446 | 1,329 | 34 | 3 |
| Winston | 6,362 | 347 | 5 | 403 | 6,309 | 176 | 15 |

Statewide Offices - General Election Results
November 08, 2022

| | Attorney General | | | Associate Justice Of The Supreme Court, Place 5 | | |
|--------------|-------------------|--------------------|--------------|---|----------------|--------------|
| | Wendell Major (D) | Steve Marshall (R) | Write-In | Anita L. Kelly (D) | Greg Cook (R) | Write-In |
| Total | 450,543 | 955,425 | 1,220 | 454,878 | 943,177 | 1,271 |
| Autauga | 3,985 | 13,648 | 26 | 4,085 | 13,445 | 19 |
| Baldwin | 12,448 | 60,203 | 64 | 12,700 | 59,619 | 99 |
| Barbour | 2,652 | 3,850 | | 2,691 | 3,752 | 3 |
| Bibb | 1,010 | 4,831 | 5 | 1,029 | 4,796 | 5 |
| Blount | 1,149 | 15,386 | 12 | 1,218 | 15,249 | 10 |
| Bullock | 1,840 | 795 | | 1,840 | 775 | 1 |
| Butler | 2,060 | 3,836 | 1 | 2,098 | 3,695 | |
| Calhoun | 7,521 | 22,426 | 29 | 7,688 | 22,121 | 29 |
| Chambers | 3,079 | 5,971 | 8 | 3,118 | 5,868 | 15 |
| Cherokee | 786 | 7,023 | 3 | 817 | 6,935 | 4 |
| Chilton | 1,423 | 10,729 | 6 | 1,457 | 10,619 | 10 |
| Choctaw | 1,944 | 3,120 | 3 | 1,949 | 3,074 | 1 |
| Clarke | 3,678 | 5,296 | 3 | 3,686 | 5,238 | 3 |
| Clay | 523 | 3,690 | 7 | 557 | 3,615 | 4 |
| Cleburne | 326 | 4,248 | | 350 | 4,190 | |
| Coffee | 2,443 | 11,458 | 6 | 2,530 | 11,279 | 28 |
| Colbert | 4,226 | 12,904 | 15 | 4,333 | 12,693 | 15 |
| Conecuh | 1,860 | 2,563 | 1 | 1,873 | 2,511 | 2 |
| Coosa | 1,076 | 2,726 | 5 | 1,095 | 2,692 | 3 |
| Covington | 1,344 | 9,876 | 5 | 1,385 | 9,794 | 5 |
| Crenshaw | 921 | 3,623 | 3 | 937 | 3,532 | 2 |
| Cullman | 2,035 | 23,985 | 13 | 2,187 | 23,691 | 21 |
| Dale | 2,454 | 9,472 | 15 | 2,487 | 9,379 | 17 |
| Dallas | 7,316 | 3,953 | 9 | 7,393 | 3,790 | 5 |
| DeKalb | 1,738 | 15,317 | 11 | 1,862 | 15,075 | 15 |
| Elmore | 5,048 | 20,615 | 17 | 5,144 | 20,411 | 22 |
| Escambia | 2,318 | 7,287 | 2 | 2,366 | 7,213 | 3 |
| Etowah | 5,074 | 20,906 | 19 | 5,216 | 20,645 | 18 |
| Fayette | 684 | 4,794 | 1 | 716 | 4,744 | 2 |
| Franklin | 800 | 6,563 | 4 | 865 | 6,456 | 6 |
| Geneva | 828 | 7,104 | 1 | 856 | 7,026 | 3 |
| Greene | 2,351 | 613 | 2 | 2,352 | 585 | 4 |
| Hale | 2,830 | 2,315 | | 2,842 | 2,248 | 8 |

Statewide Offices - General Election Results
November 08, 2022

| | Attorney General | | | Associate Justice Of The Supreme Court, Place 5 | | |
|------------|-------------------|--------------------|----------|---|---------------|----------|
| | Wendell Major (D) | Steve Marshall (R) | Write-In | Anita L. Kelly (D) | Greg Cook (R) | Write-In |
| Henry | 1,633 | 5,028 | 5 | 1,646 | 4,935 | 5 |
| Houston | 6,149 | 21,293 | 33 | 6,282 | 21,039 | 27 |
| Jackson | 1,601 | 11,694 | 8 | 1,686 | 11,510 | 14 |
| Jefferson | 103,295 | 93,423 | 183 | 102,694 | 92,780 | 132 |
| Lamar | 435 | 3,916 | 3 | 448 | 3,895 | 3 |
| Lauderdale | 5,526 | 20,208 | 23 | 5,668 | 19,884 | 19 |
| Lawrence | 1,977 | 8,682 | 8 | 2,045 | 8,467 | 10 |
| Lee | 13,145 | 27,060 | 36 | 13,222 | 26,819 | 27 |
| Limestone | 7,486 | 23,587 | 28 | 7,408 | 23,462 | 23 |
| Lowndes | 2,690 | 1,334 | | 2,714 | 1,269 | 8 |
| Macon | 4,174 | 1,168 | 4 | 4,211 | 1,117 | 3 |
| Madison | 48,060 | 71,367 | 132 | 48,593 | 70,052 | 105 |
| Marengo | 3,401 | 3,806 | 3 | 3,444 | 3,734 | 3 |
| Marion | 603 | 7,763 | 6 | 656 | 7,645 | 3 |
| Marshall | 2,551 | 21,616 | 21 | 2,760 | 21,174 | 9 |
| Mobile | 41,652 | 64,716 | 128 | 42,268 | 63,706 | 113 |
| Monroe | 2,715 | 4,271 | 4 | 2,745 | 4,233 | 3 |
| Montgomery | 34,470 | 22,968 | 77 | 34,614 | 22,456 | 114 |
| Morgan | 6,147 | 25,779 | 26 | 6,257 | 25,497 | 28 |
| Perry | 2,247 | 915 | 1 | 2,273 | 876 | 2 |
| Pickens | 2,270 | 4,259 | 1 | 2,322 | 4,175 | 1 |
| Pike | 2,745 | 5,343 | 2 | 2,838 | 5,217 | 5 |
| Randolph | 1,003 | 5,531 | 4 | 1,036 | 5,481 | 1 |
| Russell | 5,465 | 6,008 | 11 | 5,492 | 5,953 | 15 |
| Shelby | 17,062 | 52,462 | 74 | 17,039 | 52,098 | 102 |
| St. Clair | 4,056 | 23,720 | 19 | 4,156 | 23,522 | 31 |
| Sumter | 2,713 | 1,150 | | 2,714 | 1,123 | 1 |
| Talladega | 6,992 | 14,579 | 17 | 7,128 | 14,369 | 11 |
| Tallapoosa | 2,980 | 10,537 | 10 | 3,070 | 10,395 | 7 |
| Tuscaloosa | 19,157 | 32,207 | 44 | 19,259 | 31,867 | 48 |
| Walker | 2,174 | 15,595 | 6 | 2,226 | 15,480 | 5 |
| Washington | 1,333 | 4,491 | 1 | 1,343 | 4,476 | 3 |
| Wilcox | 2,446 | 1,355 | 1 | 2,450 | 1,311 | 2 |
| Winston | 420 | 6,468 | 5 | 449 | 6,405 | 6 |

Statewide Offices - General Election Results
November 08, 2022

| | Associate Justice Of The Supreme Court, Place 6 | | Secretary Of State | | | |
|--------------|---|---------------|------------------------|----------------|-------------------------|------------|
| | Kelli Wise (R) | Write-In | Pamela J. Laffitte (D) | Wes Allen (R) | Jason "Matt" Shelby (L) | Write-In |
| Total | 998,043 | 25,490 | 436,862 | 925,267 | 41,611 | 663 |
| Autauga | 14,116 | 235 | 3,753 | 13,217 | 630 | 10 |
| Baldwin | 61,765 | 796 | 11,635 | 58,217 | 2,929 | 30 |
| Barbour | 3,933 | 64 | 2,603 | 3,762 | 120 | 1 |
| Bibb | 4,914 | 72 | 947 | 4,713 | 179 | 3 |
| Blount | 15,384 | 78 | 1,087 | 14,999 | 433 | 2 |
| Bullock | 848 | 39 | 1,800 | 760 | 56 | |
| Butler | 3,918 | 52 | 2,012 | 3,689 | 123 | 1 |
| Calhoun | 23,239 | 482 | 7,257 | 21,807 | 806 | 14 |
| Chambers | 6,256 | 142 | 3,020 | 5,742 | 264 | 3 |
| Cherokee | 6,986 | 41 | 748 | 6,869 | 156 | 2 |
| Chilton | 10,748 | 70 | 1,361 | 10,434 | 319 | 3 |
| Choctaw | 3,259 | 49 | 1,888 | 3,023 | 119 | 2 |
| Clarke | 5,423 | 72 | 3,622 | 5,224 | 102 | 2 |
| Clay | 3,677 | 23 | 516 | 3,580 | 87 | 1 |
| Cleburne | 4,237 | 20 | 317 | 4,150 | 94 | |
| Coffee | 11,722 | 114 | 2,349 | 11,189 | 351 | 18 |
| Colbert | 13,131 | 217 | 4,095 | 12,544 | 445 | 5 |
| Conecuh | 2,607 | 28 | 1,834 | 2,490 | 65 | 1 |
| Coosa | 2,793 | 39 | 1,020 | 2,643 | 130 | 1 |
| Covington | 9,915 | 43 | 1,300 | 9,715 | 182 | 5 |
| Crenshaw | 3,594 | 26 | 871 | 3,564 | 79 | 2 |
| Cullman | 23,859 | 117 | 1,884 | 23,334 | 759 | 6 |
| Dale | 9,849 | 170 | 2,336 | 9,297 | 317 | 4 |
| Dallas | 4,304 | 230 | 7,273 | 3,763 | 151 | 7 |
| DeKalb | 15,337 | 88 | 1,690 | 14,917 | 388 | 6 |
| Elmore | 21,131 | 273 | 4,807 | 20,049 | 778 | 5 |
| Escambia | 7,508 | 98 | 2,253 | 7,134 | 204 | 2 |
| Etowah | 21,159 | 293 | 4,858 | 20,419 | 663 | 12 |
| Fayette | 4,832 | 26 | 663 | 4,711 | 94 | 2 |
| Franklin | 6,557 | 31 | 766 | 6,411 | 173 | 2 |
| Geneva | 7,167 | 28 | 774 | 6,999 | 153 | |
| Greene | 680 | 27 | 2,318 | 581 | 37 | |
| Hale | 2,421 | 51 | 2,796 | 2,225 | 85 | |

Statewide Offices - General Election Results
November 08, 2022

| | Associate Justice Of The Supreme Court, Place 6 | | Secretary Of State | | | |
|------------|---|----------|------------------------|---------------|-------------------------|----------|
| | Kelli Wise (R) | Write-In | Pamela J. Laffitte (D) | Wes Allen (R) | Jason "Matt" Shelby (L) | Write-In |
| Henry | 5,102 | 73 | 1,554 | 4,913 | 161 | 1 |
| Houston | 22,153 | 407 | 5,880 | 20,826 | 713 | 16 |
| Jackson | 11,722 | 106 | 1,521 | 11,405 | 327 | 12 |
| Jefferson | 103,285 | 5,880 | 100,898 | 90,012 | 5,570 | 87 |
| Lamar | 3,934 | 17 | 430 | 3,870 | 55 | 1 |
| Lauderdale | 20,508 | 351 | 5,320 | 19,649 | 699 | 6 |
| Lawrence | 8,567 | 80 | 1,903 | 8,258 | 367 | 3 |
| Lee | 29,065 | 737 | 12,625 | 26,250 | 1,322 | 28 |
| Limestone | 24,603 | 526 | 6,961 | 22,920 | 1,142 | 11 |
| Lowndes | 1,413 | 52 | 2,677 | 1,249 | 49 | 2 |
| Macon | 1,531 | 159 | 4,115 | 1,082 | 107 | 2 |
| Madison | 77,812 | 3,716 | 46,067 | 67,974 | 5,257 | 75 |
| Marengo | 3,932 | 70 | 3,359 | 3,684 | 122 | 7 |
| Marion | 7,753 | 32 | 577 | 7,590 | 168 | 1 |
| Marshall | 21,612 | 164 | 2,391 | 21,052 | 625 | 8 |
| Mobile | 69,052 | 2,620 | 41,136 | 61,846 | 3,492 | 65 |
| Monroe | 4,381 | 72 | 2,685 | 4,199 | 103 | 2 |
| Montgomery | 26,625 | 1,926 | 33,970 | 21,832 | 1,394 | 43 |
| Morgan | 26,283 | 355 | 5,856 | 25,006 | 1,008 | 14 |
| Perry | 1,019 | 34 | 2,228 | 858 | 66 | 2 |
| Pickens | 4,497 | 58 | 2,239 | 4,145 | 115 | 2 |
| Pike | 5,565 | 124 | 2,590 | 5,329 | 169 | 5 |
| Randolph | 5,548 | 24 | 988 | 5,416 | 119 | 1 |
| Russell | 6,692 | 323 | 5,337 | 5,843 | 284 | 11 |
| Shelby | 54,795 | 1,341 | 16,064 | 50,759 | 2,764 | 41 |
| St. Clair | 24,054 | 276 | 3,834 | 23,029 | 894 | 15 |
| Sumter | 1,241 | 37 | 2,680 | 1,108 | 45 | |
| Talladega | 15,154 | 287 | 6,824 | 14,200 | 500 | 5 |
| Tallapoosa | 10,675 | 91 | 2,906 | 10,316 | 257 | 6 |
| Tuscaloosa | 34,044 | 1,182 | 18,583 | 31,349 | 1,421 | 28 |
| Walker | 15,753 | 134 | 2,088 | 15,176 | 465 | 4 |
| Washington | 4,547 | 39 | 1,295 | 4,345 | 156 | 2 |
| Wilcox | 1,406 | 38 | 2,429 | 1,288 | 49 | 2 |
| Winston | 6,451 | 25 | 399 | 6,318 | 155 | 3 |

Statewide Offices - General Election Results
November 08, 2022

| | State Treasurer | | | State Auditor | | |
|------------------|------------------|-------------------|--------------|--------------------|-------------------|--------------|
| | Young Boozer (R) | Scott Hammond (L) | Write-In | Andrew Sorrell (R) | Leigh Lachine (L) | Write-In |
| Total | 946,936 | 175,034 | 8,855 | 949,871 | 166,781 | 8,544 |
| Autauga | 13,487 | 1,884 | 70 | 13,472 | 1,816 | 68 |
| Baldwin | 59,024 | 7,842 | 224 | 59,168 | 7,522 | 207 |
| Barbour | 3,851 | 603 | 25 | 3,857 | 539 | 30 |
| Bibb | 4,721 | 473 | 31 | 4,762 | 428 | 28 |
| Blount | 14,941 | 1,083 | 15 | 15,085 | 928 | 15 |
| Bullock | 810 | 290 | 16 | 804 | 274 | 16 |
| Butler | 3,819 | 506 | 24 | 3,827 | 454 | 21 |
| Calhoun | 22,156 | 3,382 | 193 | 22,237 | 3,228 | 197 |
| Chambers | 5,887 | 984 | 72 | 5,951 | 902 | 70 |
| Cherokee | 6,890 | 441 | 14 | 6,918 | 400 | 13 |
| Chilton | 10,472 | 798 | 19 | 10,499 | 726 | 23 |
| Choctaw | 3,095 | 647 | 17 | 3,175 | 555 | 17 |
| Clarke | 5,305 | 587 | 23 | 5,345 | 520 | 26 |
| Clay | 3,586 | 278 | 5 | 3,623 | 230 | 10 |
| Cleburne | 4,152 | 239 | 5 | 4,167 | 214 | 5 |
| Coffee | 11,199 | 1,188 | 46 | 11,271 | 1,086 | 45 |
| Colbert | 12,637 | 1,772 | 55 | 12,681 | 1,838 | 56 |
| Conecuh | 2,543 | 364 | 12 | 2,584 | 317 | 7 |
| Coosa | 2,655 | 381 | 19 | 2,703 | 322 | 19 |
| Covington | 9,690 | 635 | 16 | 9,767 | 525 | 13 |
| Crenshaw | 3,563 | 294 | 11 | 3,576 | 252 | 12 |
| Cullman | 23,291 | 1,646 | 39 | 23,453 | 1,453 | 34 |
| Dale | 9,382 | 1,156 | 62 | 9,453 | 1,043 | 59 |
| Dallas | 4,066 | 1,431 | 109 | 4,086 | 1,330 | 108 |
| DeKalb | 14,999 | 975 | 28 | 15,089 | 852 | 25 |
| Elmore | 20,394 | 2,435 | 93 | 20,420 | 2,306 | 89 |
| Escambia | 7,228 | 774 | 33 | 7,263 | 693 | 36 |
| Etowah | 20,513 | 2,139 | 110 | 20,643 | 1,959 | 102 |
| Fayette | 4,709 | 297 | 8 | 4,742 | 257 | 8 |
| Franklin | 6,387 | 508 | 4 | 6,500 | 411 | 5 |
| Geneva | 6,981 | 464 | 11 | 7,034 | 378 | 9 |
| Greene | 631 | 246 | 12 | 646 | 232 | 10 |
| Hale | 2,289 | 524 | 21 | 2,327 | 448 | 18 |

Statewide Offices - General Election Results
November 08, 2022

| | State Treasurer | | | State Auditor | | |
|------------|------------------|-------------------|----------|--------------------|-------------------|----------|
| | Young Boozer (R) | Scott Hammond (L) | Write-In | Andrew Sorrell (R) | Leigh Lachine (L) | Write-In |
| Henry | 4,985 | 645 | 25 | 5,016 | 582 | 23 |
| Houston | 21,100 | 2,959 | 166 | 21,287 | 2,691 | 153 |
| Jackson | 11,408 | 893 | 33 | 11,488 | 787 | 31 |
| Jefferson | 95,370 | 32,019 | 2,189 | 94,879 | 31,465 | 2,040 |
| Lamar | 3,847 | 204 | 4 | 3,873 | 173 | 6 |
| Lauderdale | 19,718 | 2,728 | 133 | 19,952 | 2,508 | 121 |
| Lawrence | 8,255 | 1,069 | 24 | 8,500 | 837 | 24 |
| Lee | 27,291 | 5,488 | 296 | 27,064 | 5,449 | 288 |
| Limestone | 23,035 | 4,314 | 169 | 23,332 | 3,952 | 162 |
| Lowndes | 1,349 | 460 | 24 | 1,353 | 406 | 21 |
| Macon | 1,329 | 1,075 | 79 | 1,304 | 1,053 | 73 |
| Madison | 70,883 | 23,651 | 1,177 | 70,998 | 23,181 | 1,133 |
| Marengo | 3,817 | 738 | 25 | 3,839 | 664 | 27 |
| Marion | 7,594 | 423 | 9 | 7,669 | 328 | 7 |
| Marshall | 21,007 | 1,798 | 40 | 21,082 | 1,675 | 41 |
| Mobile | 64,227 | 16,640 | 929 | 64,383 | 15,996 | 905 |
| Monroe | 4,263 | 619 | 28 | 4,277 | 592 | 23 |
| Montgomery | 24,943 | 10,862 | 639 | 23,987 | 10,989 | 709 |
| Morgan | 25,042 | 3,301 | 110 | 25,393 | 2,885 | 112 |
| Perry | 904 | 355 | 15 | 909 | 333 | 9 |
| Pickens | 4,201 | 739 | 22 | 4,270 | 655 | 19 |
| Pike | 5,404 | 795 | 45 | 5,386 | 743 | 43 |
| Randolph | 5,419 | 376 | 10 | 5,458 | 312 | 9 |
| Russell | 6,005 | 1,908 | 99 | 6,103 | 1,776 | 102 |
| Shelby | 51,630 | 9,392 | 374 | 51,909 | 8,910 | 348 |
| St. Clair | 23,123 | 2,367 | 69 | 23,202 | 2,240 | 71 |
| Sumter | 1,155 | 300 | 11 | 1,155 | 288 | 10 |
| Talladega | 14,385 | 2,058 | 111 | 14,470 | 1,934 | 101 |
| Tallapoosa | 10,419 | 892 | 46 | 10,429 | 844 | 41 |
| Tuscaloosa | 32,251 | 6,371 | 454 | 32,249 | 6,153 | 431 |
| Walker | 15,124 | 1,326 | 28 | 15,332 | 1,086 | 29 |
| Washington | 4,437 | 379 | 13 | 4,478 | 327 | 11 |
| Wilcox | 1,360 | 249 | 12 | 1,359 | 228 | 12 |
| Winston | 6,303 | 375 | 5 | 6,358 | 301 | 8 |

Statewide Offices - General Election Results
November 08, 2022

| | Commissioner Of Agriculture And Industries | | | Public Service Commission, Place 1 | | |
|--------------|--|-----------------|--------------|------------------------------------|----------------|--------------|
| | Rick Pate (R) | Jason Clark (L) | Write-In | Jeremy H. Oden (R) | Ron Bishop (L) | Write-In |
| Total | 946,155 | 168,529 | 8,265 | 937,114 | 173,287 | 8,976 |
| Autauga | 13,500 | 1,790 | 66 | 13,286 | 1,924 | 62 |
| Baldwin | 59,180 | 7,418 | 192 | 58,324 | 7,988 | 307 |
| Barbour | 3,818 | 603 | 28 | 3,794 | 589 | 33 |
| Bibb | 4,754 | 434 | 23 | 4,733 | 439 | 27 |
| Blount | 15,044 | 954 | 17 | 15,000 | 1,017 | 19 |
| Bullock | 791 | 294 | 16 | 781 | 300 | 12 |
| Butler | 3,815 | 467 | 19 | 3,749 | 493 | 20 |
| Calhoun | 22,169 | 3,307 | 188 | 22,088 | 3,310 | 193 |
| Chambers | 5,909 | 942 | 72 | 5,874 | 947 | 71 |
| Cherokee | 6,913 | 417 | 11 | 6,888 | 413 | 12 |
| Chilton | 10,476 | 765 | 22 | 10,385 | 816 | 24 |
| Choctaw | 3,124 | 606 | 16 | 3,107 | 577 | 16 |
| Clarke | 5,298 | 566 | 24 | 5,274 | 571 | 22 |
| Clay | 3,600 | 264 | 7 | 3,578 | 271 | 8 |
| Cleburne | 4,155 | 235 | 3 | 4,153 | 220 | 7 |
| Coffee | 11,197 | 1,150 | 44 | 11,188 | 1,119 | 52 |
| Colbert | 12,726 | 1,617 | 47 | 12,613 | 1,694 | 51 |
| Conecuh | 2,576 | 333 | 8 | 2,553 | 332 | 10 |
| Coosa | 2,675 | 356 | 22 | 2,670 | 349 | 20 |
| Covington | 9,728 | 561 | 16 | 9,691 | 577 | 19 |
| Crenshaw | 3,553 | 276 | 12 | 3,527 | 280 | 10 |
| Cullman | 23,401 | 1,510 | 24 | 23,375 | 1,607 | 47 |
| Dale | 9,391 | 1,095 | 61 | 9,342 | 1,123 | 62 |
| Dallas | 3,990 | 1,408 | 112 | 3,952 | 1,385 | 114 |
| DeKalb | 15,032 | 903 | 25 | 14,994 | 901 | 32 |
| Elmore | 20,335 | 2,404 | 85 | 20,134 | 2,506 | 92 |
| Escambia | 7,244 | 715 | 31 | 7,223 | 714 | 34 |
| Etowah | 20,543 | 2,038 | 103 | 20,503 | 2,052 | 96 |
| Fayette | 4,727 | 284 | 9 | 4,703 | 284 | 8 |
| Franklin | 6,441 | 439 | 4 | 6,424 | 448 | 6 |
| Geneva | 7,013 | 407 | 8 | 6,966 | 415 | 7 |
| Greene | 627 | 237 | 9 | 614 | 246 | 12 |
| Hale | 2,321 | 470 | 21 | 2,280 | 485 | 18 |

Statewide Offices - General Election Results
November 08, 2022

| | Commissioner Of Agriculture And Industries | | | Public Service Commission, Place 1 | | |
|------------|--|-----------------|----------|------------------------------------|----------------|----------|
| | Rick Pate (R) | Jason Clark (L) | Write-In | Jeremy H. Oden (R) | Ron Bishop (L) | Write-In |
| Henry | 4,987 | 622 | 22 | 4,929 | 638 | 26 |
| Houston | 21,177 | 2,792 | 145 | 20,956 | 2,908 | 147 |
| Jackson | 11,416 | 862 | 28 | 11,416 | 842 | 28 |
| Jefferson | 94,611 | 31,124 | 1,952 | 93,056 | 32,171 | 2,024 |
| Lamar | 3,845 | 208 | 5 | 3,852 | 186 | 5 |
| Lauderdale | 19,814 | 2,479 | 121 | 19,718 | 2,507 | 119 |
| Lawrence | 8,256 | 1,037 | 20 | 8,332 | 959 | 27 |
| Lee | 27,245 | 5,332 | 265 | 26,823 | 5,515 | 299 |
| Limestone | 23,141 | 4,034 | 147 | 23,059 | 4,002 | 172 |
| Lowndes | 1,405 | 408 | 20 | 1,307 | 453 | 16 |
| Macon | 1,258 | 1,118 | 66 | 1,220 | 1,109 | 64 |
| Madison | 70,788 | 22,885 | 1,086 | 69,877 | 23,451 | 1,186 |
| Marengo | 3,808 | 718 | 25 | 3,760 | 720 | 25 |
| Marion | 7,639 | 361 | 8 | 7,582 | 398 | 9 |
| Marshall | 21,037 | 1,687 | 38 | 20,931 | 1,726 | 53 |
| Mobile | 63,886 | 16,207 | 863 | 63,191 | 16,614 | 934 |
| Monroe | 4,258 | 610 | 23 | 4,238 | 606 | 26 |
| Montgomery | 23,987 | 11,085 | 638 | 23,080 | 11,510 | 714 |
| Morgan | 25,144 | 3,091 | 110 | 25,211 | 3,017 | 142 |
| Perry | 904 | 352 | 15 | 900 | 344 | 14 |
| Pickens | 4,253 | 689 | 19 | 4,220 | 684 | 19 |
| Pike | 5,357 | 761 | 41 | 5,303 | 782 | 42 |
| Randolph | 5,449 | 348 | 8 | 5,416 | 361 | 11 |
| Russell | 6,052 | 1,827 | 98 | 6,034 | 1,827 | 97 |
| Shelby | 51,747 | 8,868 | 453 | 51,054 | 9,390 | 515 |
| St. Clair | 23,184 | 2,215 | 69 | 23,028 | 2,343 | 71 |
| Sumter | 1,152 | 305 | 10 | 1,141 | 298 | 11 |
| Talladega | 14,382 | 2,007 | 102 | 14,333 | 2,023 | 108 |
| Tallapoosa | 10,398 | 871 | 41 | 10,336 | 905 | 42 |
| Tuscaloosa | 32,124 | 6,218 | 425 | 31,800 | 6,412 | 437 |
| Walker | 15,321 | 1,138 | 30 | 15,186 | 1,220 | 35 |
| Washington | 4,400 | 406 | 13 | 4,428 | 359 | 14 |
| Wilcox | 1,335 | 262 | 8 | 1,330 | 257 | 11 |
| Winston | 6,329 | 337 | 6 | 6,301 | 358 | 10 |

**Statewide Offices - General Election Results
November 08, 2022**

| | Public Service Commission, Place 2 | | |
|--------------|------------------------------------|----------------|--------------|
| | Chip Beeker (R) | Laura Lane (L) | Write-In |
| Total | 931,354 | 179,883 | 8,624 |
| Autauga | 13,219 | 1,964 | 73 |
| Baldwin | 58,181 | 8,158 | 296 |
| Barbour | 3,789 | 598 | 27 |
| Bibb | 4,719 | 450 | 27 |
| Blount | 14,937 | 1,042 | 18 |
| Bullock | 781 | 288 | 14 |
| Butler | 3,742 | 515 | 18 |
| Calhoun | 21,882 | 3,488 | 193 |
| Chambers | 5,832 | 984 | 67 |
| Cherokee | 6,857 | 445 | 12 |
| Chilton | 10,394 | 809 | 22 |
| Choctaw | 3,077 | 606 | 19 |
| Clarke | 5,288 | 568 | 22 |
| Clay | 3,563 | 284 | 7 |
| Cleburne | 4,130 | 245 | 8 |
| Coffee | 11,095 | 1,200 | 62 |
| Colbert | 12,461 | 1,825 | 51 |
| Conecuh | 2,533 | 350 | 9 |
| Coosa | 2,651 | 359 | 20 |
| Covington | 9,678 | 591 | 14 |
| Crenshaw | 3,523 | 288 | 11 |
| Cullman | 23,229 | 1,639 | 28 |
| Dale | 9,306 | 1,165 | 61 |
| Dallas | 3,899 | 1,451 | 112 |
| DeKalb | 14,938 | 951 | 31 |
| Elmore | 20,020 | 2,627 | 89 |
| Escambia | 7,190 | 750 | 34 |
| Etowah | 20,385 | 2,169 | 93 |
| Fayette | 4,700 | 287 | 10 |
| Franklin | 6,383 | 475 | 4 |
| Geneva | 6,945 | 439 | 11 |
| Greene | 686 | 247 | 10 |
| Hale | 2,313 | 488 | 18 |

Statewide Offices - General Election Results
November 08, 2022

| | Public Service Commission, Place 2 | | |
|------------|------------------------------------|----------------|----------|
| | Chip Beeker (R) | Laura Lane (L) | Write-In |
| Henry | 4,919 | 654 | 23 |
| Houston | 20,868 | 3,006 | 150 |
| Jackson | 11,383 | 879 | 28 |
| Jefferson | 92,350 | 33,193 | 2,012 |
| Lamar | 3,841 | 196 | 4 |
| Lauderdale | 19,619 | 2,598 | 120 |
| Lawrence | 8,181 | 1,039 | 29 |
| Lee | 26,637 | 5,762 | 280 |
| Limestone | 22,746 | 4,309 | 171 |
| Lowndes | 1,304 | 461 | 19 |
| Macon | 1,210 | 1,127 | 66 |
| Madison | 68,696 | 24,820 | 1,166 |
| Marengo | 3,762 | 749 | 23 |
| Marion | 7,556 | 414 | 8 |
| Marshall | 20,797 | 1,850 | 52 |
| Mobile | 62,832 | 17,102 | 898 |
| Monroe | 4,206 | 628 | 25 |
| Montgomery | 22,725 | 11,944 | 631 |
| Morgan | 24,965 | 3,173 | 141 |
| Perry | 890 | 357 | 12 |
| Pickens | 4,237 | 695 | 28 |
| Pike | 5,293 | 794 | 41 |
| Randolph | 5,421 | 351 | 10 |
| Russell | 5,982 | 1,877 | 99 |
| Shelby | 50,914 | 9,649 | 381 |
| St. Clair | 22,991 | 2,384 | 72 |
| Sumter | 1,149 | 307 | 11 |
| Talladega | 14,275 | 2,082 | 107 |
| Tallapoosa | 10,312 | 932 | 39 |
| Tuscaloosa | 31,777 | 6,565 | 424 |
| Walker | 15,158 | 1,239 | 33 |
| Washington | 4,403 | 379 | 14 |
| Wilcox | 1,319 | 272 | 8 |
| Winston | 6,310 | 351 | 8 |