Robin O. Brena, Esq.
Jake W. Staser, Esq.
Laura S. Gould, Esq.
Jack S. Wakeland, Esq.
Brena, Bell & Walker, P.C.
810 N Street, Suite 100
Anchorage, Alaska 99501
Telephone: (907) 258-2000
E-Mail: rbrena@brenalaw.com
jstaser@brenalaw.com
lgould@brenalaw.com
jwakeland@brenalaw.com

Attorneys for Municipality of Skagway and Brad Ryan

IN THE SUPERIOR COURT FOR THE STATE OF ALASKA

THIRD JUDICIAL DISTRICT AT ANCHORAGE

In the Matter of the	)	
	)	
2021 Redistricting Plan.	)	Case No. 3AN-21-08869 CI
	)	(Consolidated)

Case No. 1JU-21-00944 CI

AFFIDAVIT OF JANICE WRENTMORE

STATE OF ALASKA)
) ss.
THIRD JUDICIAL DISTRICT)

Janice Wrentmore, being first duly sworn, deposes and states:

1. I have lived and worked in the Municipality of Skagway ("Skagway") since 1978.

2. At the time the Complaint in the above-referenced case was filed and at all times to date, I have been a qualified, registered voter in the State of Alaska. I currently am a qualified, registered voter in the State of Alaska.

BRENA, BELL & WALKER, P.C.
810 N Street, Suite 100
Anchorage, Alaska 99501
Phone: (907) 258-2000
Facsimile: (907) 258-2001

3. I have personal knowledge of and am competent to testify to the following facts.

4. In 1970, I visited Juneau and was totally charmed by the small town perched on the edge of the ocean with gigantic mountains looming behind it. I went home to Ohio, packed up, and moved to downtown Juneau. In 1978, I moved to Skagway, another small town where steep mountains and a narrow valley frame a busy cruise ship port. I purchased the historic Red Onion Saloon, then a gift shop, and in 1980, after restoring the interior, I opened it as a bar and brothel museum. I have owned and operated the Red Onion ever since, along with other local tour ventures such as the Burro Creek Wilderness Lodge and the Liarsville Gold Rush Trail Camp. I was a founding member of the Skagway Convention and Visitors Bureau, serving on the Board for nearly 20 years and as Chair for many of those. For the last nine years I have chaired the Skagway Mayor's Marine Highway Ad Hoc Committee. My biography is attached.[1]

5. Today, the downtown districts of Skagway and Juneau still share many of the same characteristics I found so charming in 1970. The common identity is apparent to anyone who has visited them. Both are busy, seasonal cruise ship ports where passengers and crew bring a degree of international charm to the community. The shops that line the downtown streets of both communities are, for the most part, individually-owned small businesses, catering to visitors. Many of these businesses are housed in historic buildings such as the Red Onion in Skagway or the Valentine Building in Juneau. Our communities

BRENA, BELL & WALKER, P.C.
810 N Street, Suite 100
Anchorage, Alaska 99501
Phone: (907) 258-2000
Facsimile: (907) 258-2001

[1] Exhibit A Janice Wrentmore Biography.

share a culture concentrated around restaurants, drinking establishments, and performing arts.

6. The lure of scenic beauty, history, and unique shopping experiences have all contributed to the overwhelming success of our cruise ship industries. This success has brought challenges as our communities struggle to deal with density of population, crowded streets, and a crush of tourists who require services during their brief stays. Seasonality of revenue, anti-hawking ordinances, scarcity of housing for employees, public sanitation, emergency medical services, and port infrastructure are only some of the issues that both communities face on an ongoing basis.

7. The dramatic terrain of steep mountains in close proximity to a narrow coastline bring their own risks and hazards. Skagway and downtown Juneau share safety concerns of avalanches and mudslides; storm surge inundation; tsunamis; coastal freeze and thaw; and dock and infrastructure failure due to undersea events.

8. Unlike downtown Juneau, the Mendenhall Valley area shares none of the charm of Skagway's historic bustling seaport. It is a sprawling suburb area with box stores, strip malls, shopping malls, fast food chains, and trailer parks. The common cultural identity is simply not present. The concerns of the Mendenhall Valley business owners are a world apart from Skagway's and any representative from this area would likely have little understanding of complex challenges the cruise ship industry brings to small towns.

My combined experience has made me intimately familiar with the essential economic and governmental connections between Skagway and downtown Juneau, which

BRENA, BELL & WALKER, P.C.
810 N Street, Suite 100
Anchorage, Alaska 99501
Phone: (907) 258-2000
Facsimile: (907) 258-2001

share a crucial focus on the cruise ships visiting both communities and the many opportunities and challenges that come with them.

9. As my bio indicates, I have represented Skagway's concerns in Juneau as their lobbyist, as well as having worked for Governor Tony Knowles and other State officials. My combined experience has made me intimately familiar with the essential economic and governmental connections between Skagway and downtown Juneau, which share a crucial focus on the cruise ships visiting both communities and the many opportunities and challenges that come with them.

10. These deep connections do not exist with the Mendenhall Valley, as that area lacks the cruise ships and other economic interests that fundamentally link Skagway with downtown Juneau and other ports in terms of its economic and political future.

I. FAIR REPRESENTATION

11. According to the Alaska Supreme Court, the redistricting process must provide Alaskans with '"fair and effective representation'—the right to group effectiveness or an equally powerful vote."[2] The new District 3 fails to preserve group effectiveness and voting power for the people of Skagway. Skagway is a town that takes its government seriously and has a high turn-out rate for elections. Forcing us into representation that is not truly representative is a move that undermines the spirit of "government for the people by the people."

BRENA, BELL & WALKER, P.C.
810 N Street, Suite 100
Anchorage, Alaska 99501
Phone: (907) 258-2000
Facsimile: (907) 258-2001

[2] *Hickel v. S.E. Conf.*, 846 P.2d 38, 47 (Alaska 1992), *as modified on reh'g* (Mar. 12, 1993) (quoting *Kenai Peninsula Borough v. State*, 743 P.2d 1352, 1363 (Alaska 1987)).

12. District 3 is drawn to combine Skagway and its 1,095 citizens with citizens from northern areas of Juneau, primarily the Mendenhall Valley area.

13. The population of District 3 is dominated by voters residing in the Mendenhall Valley. As a result, elections in District 3 will be determined by the residents of these areas who lack the substantial geographic and socioeconomic integration that connects Skagway with downtown Juneau and thus lack the same alignment of political priorities. Even priorities for fundamental public safety issues such as disaster preparedness would be drastically different for residents of the Mendenhall Valley compared to Skagway.

14. District 3 represents an improper pairing of Skagway with a larger population with which they have little in common. The success of Skagway and downtown Juneau's tourism industries helps to make the economy of the entire State stronger. Tourism is one of the cornerstones of Alaska's economy. Watering down our representation and our ability to maneuver in this rapidly changing marketplace can only harm the strength of Alaska's economy overall.

15. The Board's process of continually revising maps is beyond confusing for the lay person. My core concern with the final map approved by the Alaska Redistricting Board ("Board") is inadequate representation and disenfranchisement of Skagway in the Alaska Legislature. Our community needs a representative that understands and is aligned with the nature of our economy and the challenges that face us.

16. Because downtown Juneau shares these economic interests and challenges, sharing a district with that community makes good sense and has served Skagway well.

BRENA, BELL & WALKER, P.C.
810 N Street, Suite 100
Anchorage, Alaska 99501
Phone: (907) 258-2000
Facsimile: (907) 258-2001

As part of House District 33, we have been able to work together to meet challenges of the this rapidly growing industry that dominates our economic landscape.

17. For the same reason, being redistricted away from that community in the new House District 3 and grouped with the Mendenhall Valley, which lacks the same socioeconomic connection, makes no sense and harms Skagway's political and economic future.

18. Skagway has been taken out of a court-approved and sensible status quo to be grouped with a larger community that does not share the same socioeconomic interests and risks drowning out our specific needs and concerns in terms of our State representation.

19. Skagway's representation in State government must reflect our core interests lest our voices be drowned out by larger populations. While we can be confident in our representation with downtown Juneau as we have been for the last eight years, we have no such assurance with the Mendenhall Valley where our socioeconomic connections are so much less.

20. In particular, the recent "Cruise Control" effort to place limits on cruise ship activity in Juneau are cause for concern that Skagway could be grouped with communities that actually oppose the cruise ship activity that we depend upon.[3]

21. While these efforts have failed for now, they suggest that grouping Skagway with communities that are not equally dependent upon tourism and the cruise ships may

BRENA, BELL & WALKER, P.C.
810 N Street, Suite 100
Anchorage, Alaska 99501
Phone: (907) 258-2000
Facsimile: (907) 258-2001

[3] Exhibit B, "Cruise control on the ballot?", Juneau Empire (Apr. 30, 2021), available at https://www.juneauempire.com/news/cruise-control-on-the-ballot/.

group us with people with conflicting socioeconomic priorities. There is no reason to risk Skagway's fair representation with this new District.

II. SOCIOECONOMIC INTEGRATION

22. According to the *Hickel* case, the delegates to Alaska's Constitutional Convention defined "an integrated socio-economic unit" as "a group of people living within a geographic unit, socio-economic, following if possible, similar economic pursuits."[4]

23. In past redistricting cases, significant factors in determining socioeconomic integration have included common major economic activity, geographical similarities, common interest in land management, transportation ties, and historical links.[5]

24. The ties between Skagway and downtown Juneau are historic and longstanding. In the 1974 case of *Groh v. Egan*, which was prior to the substantial development of the Mendenhall Valley, the Alaska Supreme Court stated:

> There are close transportation ties between Juneau, Haines and Skagway by daily scheduled air flights and frequent ferry service; a Juneau-Haines highway connection has been planned. The district is quite distinct from the rest of the Southeast region by virtue of the nature of its development and the fact that it is almost entirely composed of portions of the mainland, rather than the islands of the archipelago; historically the three communities have always been closely linked, with Juneau serving as an economic hub for Haines and Skagway.

BRENA, BELL & WALKER, P.C.
810 N Street, Suite 100
Anchorage, Alaska 99501
Phone: (907) 258-2000
Facsimile: (907) 258-2001

[4] *Hickel*, 846 P.2d at 46 (quoting 3 PACC 1873 (Jan. 12, 1956)).

[5] *Hickel*, 846 P.2d at 46 (quoting 3 PACC 1836 (Jan. 11, 1956)).

25. In the generations since the *Groh* decision, the socioeconomic ties between Skagway and downtown Juneau have become even more pronounced, primarily due to the cruise ships that visit both communities.

A. Common Major Economic Activity.

26. In 1983, Skagway's arrivals included 40,066 via cruise ship; 25,288 via ferry; and 72,384 via highway; by 2019, these numbers had shifted to 983,917 via cruise ship; 9,640 via ferry; and 113,253 via highway.[6]

27. More than 95 percent of Skagway's economy is associated with the cruise ships and the tourism they bring, which is also the key economic component for downtown Juneau. This is shown in the State of Alaska report issued in April 2021 entitled "Impacts to Alaska from 2020/2021 Cruise Ship Season Cancellation."[7] On the third page of this report, Juneau is shown to have lost $33,706,844 for a single year under a no-sail order, while Skagway lost $13,233,250, an amount exceeding 100 percent of Skagway's annual operating budget.

28. Skagway's reliance on the cruise ship industry as the basis for its local economy intertwines its interests with that of downtown Juneau.

29. In 2018, Carnival Corporation via its subsidiary Holland America Princess Alaska Tours purchased the White Pass & Yukon Route railway, Skagway's largest single

[6] Exhibit C, Skagway Arrivals by Category 1983-2021, available at https://www.skagway.org/sites/default/files/fileattachments/skagway_visitor_department/page/311/seasonal_visitor_stats_1983-2021.pdf

[7] Exhibit D, "Impacts to Alaska from 2020/2021 Cruise Ship Season Cancellation" (Apr. 2021) available at https://gov.alaska.gov/wp-content/uploads/sites/2/04082021-Cruise-Impacts-to-Alaska.pdf.

BRENA, BELL & WALKER, P.C.
810 N Street, Suite 100
Anchorage, Alaska 99501
Phone: (907) 258-2000
Facsimile: (907) 258-2001

employer for $290 million.[8] This purchase clearly demonstrates that not only does Skagway depend on the cruise line industry, but that the industry depends on Skagway

30. Skagway is the third-most visited port in Alaska, with Juneau as the most-visited, and in addition to hosting the same cruise ships, they also both receive funding from the State based on the Commercial Passenger Vessel ("CPV") excise tax that is distributed to the top seven ports of call.[9] This funding, amounting to approximately $5 million per year, is integral to our community and further reinforces the need to coordinate our governmental efforts with downtown Juneau on all levels of government and policy to protect our common interests.

31. The CPV funding to Juneau and Skagway reflects the seasonal infrastructure impacts of this common major economic activity, as shown in a 2019 study of cruise ship presence in Skagway:

> Skagway's population temporarily, but dramatically, increases each year as businesses and government agencies gear up to provide services, facilities and products to meet the demands of upwards of 1.5 million visitors. Each year, the expansion of the local labor pool "more than doubles," perhaps triples, the year-round population of Skagway. Those estimates may actually understate the actual increase; because many of these individuals are accompanied by families, partners and others, not all of whom are counted in official employment data. In any event, while the annual seasonal influx of temporary residents represents an understandable response to a thriving but seasonal visitor industry, the fact remains that the Municipality must be

[8] Exhibit E, "Cruise ship giant Carnival buys White Pass & Yukon Route," CBC News (June 7, 2018), available at https://www.cbc.ca/news/canada/north/white-pass-train-sold-carnival-1.4696188.

[9] Exhibit F, ADOT report entitled "Commercial Passenger Vessel Excise Tax: Community Needs, Priorities, Shared Revenue, and Expenditures" (Feb. 2017) at 2, available at https://dot.alaska.gov/stwddes/desbridge/assets/grant/seward/seward_visitor_07_16.pdf.

BRENA, BELL & WALKER, P.C.
810 N Street, Suite 100
Anchorage, Alaska 99501
Phone: (907) 258-2000
Facsimile: (907) 258-2001

prepared to accommodate a doubling or tripling of the "resident" population for 40- 50% of the year, every year, on its public facilities and services.[10]

32. The cruise ships bring many shared opportunities and challenges to downtown Juneau and Skagway. Mayor Andrew Cremata is part of a working group with the mayors of Juneau and Ketchikan to facilitate constant communication and cooperation on our shared interests as port communities.

33. As a concrete demonstration of these shared interests, Skagway joined Ketchikan in pledging $100,000 in support of Juneau's litigation against the cruise industry regarding the use of head taxes and passenger fees.[11]

34. The business associations of Skagway and downtown Juneau are similar, and several businesses operate in both communities. Skagway residents and officials regularly travel to and through downtown Juneau, and the governments of Skagway and Juneau are frequently in close consultation regarding shared policy matters, particularly port management and cruise ship issues. In my perspective based on practical experience, this vital shared interest necessitates the alignment of Skagway and downtown Juneau for representation in state government. This longstanding partnership between our communities has served us well. As Thomas Bertran Lance used to say, "If it ain't broke, don't fix it."

---

[10] Exhibit G, "A Review: 2019 Cruise Ship Presence, Skagway, Alaska," Van Altvorst & Associates, (Apr. 8, 2019) at 5, available at https://www.skagway.org/sites/default/files/fileattachments/port_of_skagway/page/277/final_2019_skg_cpv_update_2019_04_08_1.pdf

[11] Exhibit H, Municipality of Skagway Resolution No. 19-07R (Feb. 21, 2019), available at https://www.skagway.org/sites/default/files/fileattachments/ordinance/38241/res_19-07r_cbj_v_clia_appeal_support.pdf

BRENA, BELL & WALKER, P.C.
810 N Street, Suite 100
Anchorage, Alaska 99501
Phone: (907) 258-2000
Facsimile: (907) 258-2001

35. Particular projects and policies that tie Skagway to the Juneau port include port electrification, a possible electrical intertie, a cruise ship excise tax, and cruise ship scheduling. The regional headquarters for the Alaska Department of Transportation and Public Facilities is also located in Juneau as well as marine-related government agencies such as the Coast Guard and the National Oceanic and Atmospheric Administration (NOAA). The interests of Skagway and downtown Juneau are intertwined in these areas and will only become more so as we look to 2022 and beyond.

36. Additionally, other tourism-related businesses operate in both Skagway and downtown Juneau, as shown by the more than 20 businesses with Skagway business licenses that list their principal address in Juneau.[12] It is common for tour operators to offer combination booking of activities in both communities, for example whale watching in Juneau combined with riding the train in Skagway.[13] In 2005, my Liarsville salmon bake was purchased by Bob Dindinger of Alaska Travel Adventures, who operates a salmon bake in Juneau.

37. As a more than 40-year business owner in Skagway, I can personally testify to the devastation brought to small businesses like mine from the current pandemic. COVID-19's impacts on Skagway provided a stark reminder of our interconnected interests with downtown Juneau as we sought federal assistance for our communities to mitigate the loss of the cruise ships with Coronavirus Aid, Relief, and Economic Security ("CARES")

BRENA, BELL & WALKER, P.C.
810 N Street, Suite 100
Anchorage, Alaska 99501
Phone: (907) 258-2000
Facsimile: (907) 258-2001

[12] Exhibit I, Spreadsheet of Skagway Business Licenses.

[13] Exhibit J, "Skagway Combo Tours" available at http://www.skagwayalaskatours.com/skagway-combo-tours

and American Rescue Plan Act ("ARPA") funds. Without the grant support my businesses received, I would be bankrupt today and many of my long-time valued employees would be leaving Alaska to look for work.

38. Skagway suffered a 99.68 percent reduction of arrival numbers in 2020 due to the COVID-19 pandemic, with total losses estimated at over $300 million in taxable revenue spent within the community and $26.6 in taxes collected.[14]

39. Skagway received federal CARES Act funding of approximately $7 million because it is a major cruise industry port of call, a designation Skagway shares with Juneau, $1.9 million in COVID-19 mitigation for cruise passengers, and nearly $10 million in ARPA funds to mitigate loss of cruise ship revenue.

40. Skagway remains under a declaration of financial emergency due to the devastating economic impacts of the COVID-19 pandemic.[15]

41. The economic ties between Skagway, Juneau, and the cruise industry were further underscored when Norwegian Cruise Line announced a $10 million donation to six Alaska port cities including Juneau and Skagway.[16]

---

[14] Exhibit K, "Economic Impact of COVID-19-19 on Skagway, Alaska" (Mar. 30, 2021).

[15] Exhibit L, Municipality of Skagway Resolution No. 21-19R (June 17, 2021), available at https://www.skagway.org/sites/default/files/fileattachments/ordinance/46830/res_21-19r_lifting_health_emergency_declaration.pdf

[16] Exhibit M, "Norwegian Cruise Line donates $10M to six southeast Alaska communities," Alaska's News Source (May 9, 2021), available at https://www.alaskasnewssource.com/2021/05/10/norwegian-cruise-line-donates-10-million-to-six-southeast-alaska-communities/

BRENA, BELL & WALKER, P.C.
810 N Street, Suite 100
Anchorage, Alaska 99501
Phone: (907) 258-2000
Facsimile: (907) 258-2001

42. The unprecedented strain and uncertainty of the COVID-19 pandemic has only underscored the shared interests of Skagway and downtown Juneau as socioeconomic partners through their common major economic activity of attracting cruise ship tourism.

43. Working to mitigate the impacts of the pandemic has required constant coordination our state and federal legislators on cruise ship issues, for example supporting the federal exemption for certain cruise ships sailing to Alaska from the provisions in the Passenger Vessel Services Act.[17] It is vital that we have representatives who understand and appreciate the vital importance of cruise ship sailings for Skagway and are familiar with port and waterfront issues. The Mendenhall Valley has not faced any of these same severe impacts from COVID-19 shared by Skagway and downtown Juneau.

44. Because the Mendenhall Valley does not share any of the same cruise ship tourism interests and issues as Skagway, it must be deemed less socioeconomically integrated with Skagway than downtown Juneau.

B. Geography, Land Management, and Historical Links.

45. Both Skagway and downtown Juneau feature small, densely-populated business districts centered around their cruise ports, set between the ocean and the mountains. These communities share the same public safety concerns regarding avalanches and mudslides, storm surges, and other weather events, as well as managing the street crowding that comes with the cruise ships.

BRENA, BELL & WALKER, P.C.
810 N Street, Suite 100
Anchorage, Alaska 99501
Phone: (907) 258-2000
Facsimile: (907) 258-2001

[17] Exhibit N, Letter from Mayor Cremata to Representative Kiehl and federal delegation (Mar. 8, 2021).

46. Both communities have a culture concentrated around restaurants and the performing arts, with small unique storefronts and individually-owned businesses catering to visitors amongst the historical buildings reflecting our shared heritage dating back to the Gold Rush era. The common identity shared between Skagway and downtown Juneau is apparent to anyone who has visited them.

47. Unlike downtown Juneau, the Mendenhall Valley area shares virtually nothing in common with Skagway. It is a sprawling suburb area with box stores, strip malls, shopping malls, fast food chains, and trailer parks.

48. The Mendenhall Valley lacks the historical foundation, longstanding businesses, and tourism focus that links downtown Juneau with Skagway.

49. Every reason for Skagway and downtown Juneau to continue their joint representation is a reason against joining Skagway with the Mendenhall Valley. The common cultural identity is not present, and a representative trying to represent the majority interest of this strange new district the Board has drawn would likely have reason to give Skagway's interests lower priority if they ran counter to the different interests of the Mendenhall Valley.

C. Transportation.

50. Skagway citizens often travel to and through downtown Juneau to shop at Costco or stay at local hotels. The airport is often our only reliable means of travel in and out of Skagway. The downtown Juneau area also contains Bartlett Regional Hospital, which serves as the local hospital for the people of Skagway. The medical director for Skagway's clinic also works at Bartlett Regional.

BRENA, BELL & WALKER, P.C.
810 N Street, Suite 100
Anchorage, Alaska 99501
Phone: (907) 258-2000
Facsimile: (907) 258-2001

51. While the Auke Bay ferry terminal connects to Skagway via the Marine Highway System, that System that has become increasingly unreliable and recent articles have discussed the imminent shutdown of all ferry service to Skagway during the month of January 2022.[18]

52. When comparing the sailing schedule and passenger numbers of the ferry to those of the scheduled cruise ship visits in 2022,[19] the overwhelming importance of the cruise ships to Skagway is readily apparent. The unrelenting decreases in ferry service have made it too difficult for visitors to plan their vacations around the ferry. Instead, the trend seems to be to cruise or fly. And, as the state's budget woes do not appear to be solved any time soon, these trends will continue. Likewise, local residents needing to travel find that air travel is more reliable. In early 2020, just before the pandemic, the MV Matanuska broke down, and I was stuck in Juneau with my car and sick dog for the better part of two weeks. Eventually, I broke down and flew home with the dog, shipping my car on Alaska Marine Lines.

53. For residents traveling to Juneau to see the doctor, visit government offices, or attend events such as First Friday or the annual Juneau Folk Fest, the ferry terminal at Auke Bay is not a meaningful socioeconomic connection between Skagway and the

BRENA, BELL & WALKER, P.C.
810 N Street, Suite 100
Anchorage, Alaska 99501
Phone: (907) 258-2000
Facsimile: (907) 258-2001

[18] Exhibit O, "Skagway left out as DOT scrambles to accommodate ferry-riding lawmakers," KHNS FM (Dec. 7, 2021), available at https://khns.org/skagway-left-out-as-dot-scrambles-to-accommodate-ferry-riding-lawmakers.

[19] Exhibit C, *supra*; Exhibit P, Cruise Line Agencies of Alaska Cruise Ship Calendar for 2022.

Mendenhall Valley. In my experience, most of the passengers from Skagway will be heading right out of District 3 toward downtown Juneau in District 4.

54. All the above supports Skagway staying with downtown Juneau for fair representation of its true socioeconomic integration.

III. DISTRICT DESIGN AND PUBLIC PROCESS

55. Under Article VI, Section 6 of the Alaska Constitution:

> Each house district shall be formed of contiguous and compact territory containing as nearly as practicable a relatively integrated socio-economic area. Each shall contain a population as near as practicable to the quotient obtained by dividing the population of the state by forty. Each senate district shall be composed as near as practicable of two contiguous house districts. Consideration may be given to local government boundaries. Drainage and other geographic features shall be used in describing boundaries wherever possible.

56. Because Skagway is already part of a district with downtown Juneau that passed constitutional muster and is working well for Skagway, and it is not difficult to maintain that district design with some minor shifts for population changes, Skagway had no need to advance a separate proposal as we support the status quo in our area.

57. We already have a compact, contiguous, and socioeconomically integrated district and are only seeking to keep it intact. Several of the maps before the Board accomplished this, including Board Proposed Plan v.4, the Doyon Coalition Proposed Plan, and the Senate Minority Caucus Plan.

58. The new Districts 3 and 4 are separated by an artificial boundary the Board made by drawing a new line through residential and commercial zones north of the airport, in effect dividing both the socioeconomically integrated area of the Mendenhall Valley to

BRENA, BELL & WALKER, P.C.
810 N Street, Suite 100
Anchorage, Alaska 99501
Phone: (907) 258-2000
Facsimile: (907) 258-2001

account for the population change of dividing the socioeconomically integrated areas of Skagway, Haines, and downtown Juneau.

59. The existing Districts 33 and 34 use a much more natural line at the edge of the airport that keeps both the Haines-Skagway-downtown Juneau and the Mendenhall communities intact:

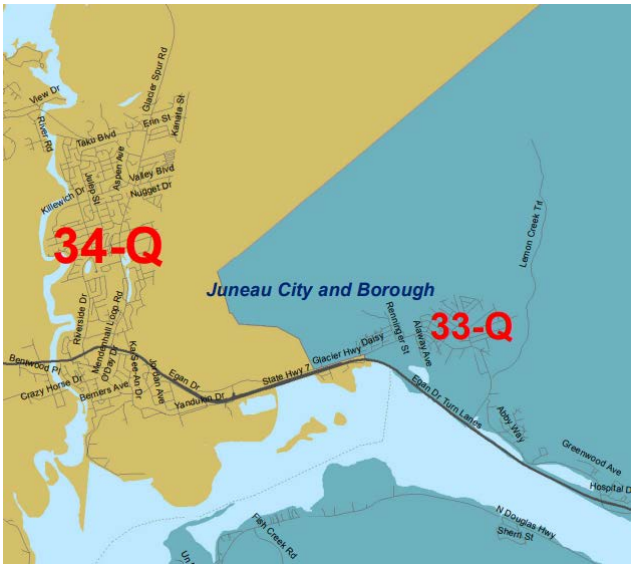

60. Because most people from Skagway and elsewhere are using the airport to reach downtown Juneau rather than Auke Bay or the Valley, including the airport in the

BRENA, BELL & WALKER, P.C.
810 N Street, Suite 100
Anchorage, Alaska 99501
Phone: (907) 258-2000
Facsimile: (907) 258-2001

downtown district would be the most contiguous option and appears easily done with minimal population change.

61. Regardless, which side of the line the airport lands is less important than ensuring that Skagway's fundamental socioeconomic connection with downtown Juneau is reflected and protected in its House District.

62. Due to a medical emergency, I was unable to participate in the public process before the Board, but I assumed the status quo that has worked well would be preserved. I understand that the twelve people who testified from Skagway were united in their desire to maintain the current district with downtown Juneau, which was the unanimous view of the Borough Assembly, Mayor, and Manager, and which was approved by the courts in the last redistricting cycle.[20] The Board did not question or otherwise engage with this testimony.

63. As a business owner for many decades, I am no stranger to adversity. In 1982, I struggled to bring my businesses through economic catastrophes brought on by the closure of the White Pass & Yukon Railroad and most recently the complete shutdown of the cruise industry due to COVID-19. As we look to the future, it is clear that climate change will bring its own increasingly difficult challenges to coastal communities. Today, our small town is fighting for its survival, and we deserve political representation aligned with our core identity and interests. Separating us from downtown Juneau in favor of the Mendenhall Valley does us a great disservice in these troubled times. And, it makes no

BRENA, BELL & WALKER, P.C.
810 N Street, Suite 100
Anchorage, Alaska 99501
Phone: (907) 258-2000
Facsimile: (907) 258-2001

[20] Exhibit Q, Video of Board's Skagway Public Zoom Meeting.2021-10-27.

sense. What purpose does it serve? Our communities share a voice and belong together, and it is my hope that the end result of this process will better reflect the socioeconomic reality that connects the port communities of Southeast Alaska.

64. I reserve the right to supplement this testimony following further discovery and depositions in this matter.

DATED this 5th day of January, 2022.

JANICE WRENTMORE

SUBSCRIBED AND SWORN to before me this 5th day of January, 2022.

Notary Public in and for ALASKA
My Commission Expires: 7/20/2023

State of Alaska
NOTARY PUBLIC
Emily Deach
My Commission Expires Jul 20, 2023

BRENA, BELL & WALKER, P.C.
810 N Street, Suite 100
Anchorage, Alaska 99501
Phone: (907) 258-2000
Facsimile: (907) 258-2001

Certificate of Service
The undersigned hereby certifies that a copy of the foregoing document was e-mailed to the following attorneys/parties of record this 5th day of January, 2022

Attorneys for Alaska Redistricting Board
Matt Singer, Esq.
Lee Baxter, Esq.
Schwabe, Williamson & Wyatt
E-Mail: msinger@schwabe.com
lbaxter@schwabe.com

Attorneys for Matanuska-Susitna Borough and Michael Brown
Stacey C. Stone, Esq.
Gregory Stein, Esq.
Holmes Weddle & Barcott, P.C.
Email: sstone@hwb-law.com
gstein@hwb-law.com

Attorneys for Felisa Wilson, George Martinez, and Yarrow Silvers
Holly C. Wells, Esq
Mara E. Michaletz, Esq.
William D. Falsey, Esq.
Birch Horton Bittner & Cherot
Email: hwells@bhb.com
mmichaletz@bhb.com
wfalsey@bhb.com

Attorneys for Calista Corporation, William Naneng, and Harley Sundown
Eva R. Gardner, Esq.
Michael S. Schechter, Esq.
Benjamin J. Farkash, Esq.
Ashburn & Mason, P.C.
Email: eva@anchorlaw.com
mike@anchorlaw.com
ben@anchorlaw.com

Attorneys for Intervenor Doyon Limited et al.
Nathaniel Amdur-Clark, Esq.
Whitney A. Leonard, Esq.
Sonosky, Chambers, Sachse, Miller & Monkman, LLP
Email: nathaniel@sonosky.net
whitney@sonosky.net

Attorney for the State of Alaska
Thomas. S. Flynn, Esq.
State of Alaska Department of Law
Email: thomas.flynn@alaska.gov

//s// Melody Nardin
Melody A. Nardin

BRENA, BELL & WALKER, P.C.
810 N Street, Suite 100
Anchorage, Alaska 99501
Phone: (907) 258-2000
Facsimile: (907) 258-2001

RESUME

Janice C. Wrentmore

PO Box 824

Skagway, Alaska 99840

907-60-12-0702

jan@redonion1898.com

Business Experience:

Over 40 years owning, operating and marketing numerous visitor-related businesses in Skagway, Alaska. These include:

Red Onion Saloon bar, restaurant, catering, and gift shop, 1978 to present

Liarsville Gold Rush Trail Camp and Salmon Bake, 1986-2005

Red Light Tours, 1995 to present

Burro Creek Holdings, 2005 to present, operated as Wilderness Lodge since 2015

Government Experience:

Skagway Convention and Visitors Bureau, 1981 – 2004

Skagway Marine Highway Ad Hoc Committee 2012 to present

Skagway City Lobbyist 1998-2001

Governor Tony Knowles Administrative Assistant 1999

Lt. Governor Terry Miller Assistant 1979-1980

Alaska Dept. of Environmental Conservation 1975-1978

Education:

Bachelor of Arts: General Science

EXHIBIT A



ADVERTISEMENT

Cruise control on the ballot?

Not so fast, says Protect Juneau's Future committee

By Dana Zigmund

Friday, April 30, 2021 1:41pm | NEWS CRUISE SHIPS LOCAL NEWS TOURISM

Cruise-reform activists expect to hit the streets next week to collect the roughly 3,000 signatures needed to put a trio of measures that would limit cruise ship travel to Juneau on local ballots. They won't be the only ones out and urging action.

"Please don't sign these petitions and tell your friends and neighbors not to sign," said Laura Martinson, the owner of Caribou Crossing and co-chair of the Protect Juneau's Future committee,

during a Greater Juneau Chamber of Commerce meeting. "Changing the city's charter is not the way to do this."

On Thursday, leaders from Protect Juneau's Future joined the chamber's weekly lunch meeting to share plans to prevent the group from getting the needed signatures through a Stop the Sign campaign.

Group leaders said that they are creating posters and buttons to discourage people from signing the petitions and that volunteers with signs will be out and about to deter signing and provide information.

Leaders of Protect Juneau's Future say that if any or all of the initiatives pass, it will devastate the economy, shutter local businesses, force a municipal budget reckoning, limit the ability of young entrepreneurs to set up shop, and raise families in Juneau and send shockwaves out to other communities that depend on cruise ship travel.

Ballot initiatives seek to curb cruise ships

Unintended consequences

During the presentation, leaders said that while each proposal may seem straightforward, each would bring "unintended consequences."

"The 7 p.m. curfew means no afternoon arrivals, and all aboards will start around 4:30 in the afternoon. That's devastating for downtown restaurants, bars and shops. It decimates that part of the downtown economy," Martinson said. "Ships don't call here for less than six hours."

Martinson said that banning ships on Saturdays takes $20 million in direct spending out of the economy.

“I think you’ll end up with a ghost town on Saturday if cruises are banned. Those are already light nights down here. That’s the best time for locals to come down,” said Eric Forst, owner of the Red Dog Saloon and President of the Juneau Chamber of Commerce.

Martinson said that eliminating ships over 100,000 gross tons would prevent all the ships in the Princess Cruise fleet from calling in Juneau.

According to the committee, the larger vessels are cleaner and more efficient than some smaller, older ships.

“These ships have been coming for ten years. It’s not just mega-ships,” she said.

Dahl agreed, adding, “this is the one that takes the numbers down.”

“We are sustained by the volume in the summer,” Martinson said.

Community impact

Opponents of the measures say that the ballot initiatives are overly restrictive and shut down the community discussion that’s been going on for several years about the best way to manage tourism. They cite continued dialogue with the Visitor Industry Task Force, developed by Mayor Beth Weldon, as a better place to discuss the industry and its impact.

“These initiatives take away the dialogue,” Martinson said. “This is not a political discussion. This is a community discussion.”

Opponents of the measure say it’s critical to help the community understand how the cruise industry supports the community.

“We have one goal, to inform people about all the ways the city depends on the cruise industry. It adds $36 million to the city,” said Craig Dahl, executive director of the Juneau Chamber of Commerce and co-chair of Protect Juneau’s Future.

“Take a look around at our eateries, our breweries, our shops—all the things that make it fun to live here and attract young people back to town. Imagine if we need to pick up that tab through property taxes. If that goes away, there’s not much to help us make up that difference,” Dahl said.

Martinson said that tourism enhances quality of life of residents.

“As tourism grew, it allowed opportunities with that growth. Like making kelp salsa or gin. Those businesses are sustained through cruise passengers,” she said.

The ‘myth’ of the independent traveler

During the presentation, Martinson and Dahl told Chamber of Commerce members that independent travelers can’t make up the difference from lost cruise ship revenue.

“The cruise ship footprint is smaller. Passengers take infrastructure with them back to the ship,” Martinson said. “Think about an independent traveler with a rental car. They could be everywhere.”

Both agreed that the number of hotel rooms and flight capacity into town makes it impossible for independent traveler volume to replace cruise ship volume.

“We are sustained by the volume in the summer,” Martinson said.

Ballot organizers react

In a phone interview Thursday afternoon, Karla Hart, a Juneau resident and co-founder of the Global Cruise Activist Network, said she listened to the presentation and found the Stop the Sign approach “very confrontational.”

“If they knew we would not get traction, they would not be worried,” Hart said.

“We get the booklets from the clerk on Monday,” she continued. “Knowing that there’s some question of whether or not we will be able to reach out to people, we will have to consider what that means.”

Hart rejected the idea that the Visitor Industry Taskforce represents a better path for discussing the issue.

“My big reaction is that they are saying that a charter initiative is not the right forum. Many of us have been in discussions for 30 years or more, and we’ve had no success in those forums. The Visitor Industry Task Force was

stacked against those opposed to the ships. The task force didn't outline any steps," she said.

She continued: "It's disingenuous for them to say they want to continue the conversation unless they are offering a solution that's durable and binding. They know the problems. They are reacting so strongly because they know people have not been heard."

Still, Hart says she's willing to talk with local leaders.

"We'd come to the table to talk. It's not our intent to hurt businesses. Our intent is to protect the quality of life from the uncontrolled growth and bustle of the industry," she said.

Hart said that many people don't realize that while cruises are paused due to the pandemic, the industry is still making plans to expand. She cited dock expansion efforts by the Norwegian Cruise Line and the pending plans to expand the visitor center at the Mendenhall Glacier.

"We don't have the luxury to sit back and wait it out," Hart said.

New cruise ship dock project moves ahead

About the initiatives

There are three potential ballot questions and about 3,000 signatures must be collected for each one for it to proceed to the ballot. Here are the proposals:

— Cruise ships with a capacity of more than 250 passengers may not be at dock or anchor between 7 p.m. and 7 a.m., beginning in 2022.

— Cruise ships with a capacity of more than 250 passengers may not be at dock or anchor on Saturdays, beginning in 2022.

— No cruise ship larger than 100,000 gross tons may be at dock or anchor after January 1, 2026.

• *Contact reporter Dana Zigmund at dana.zigmund@juneauempire.com or 907-308-4891.*

Recommended for You

[Photos] Meet The Girlfriends Of The Richest Men On The...
Sponsored | Bon Voyaged

Hilarious Photos Taken On The Subway
Sponsored | Bon Voyaged

How To Entirely Empty Your Bowels Each Morning (1 Min...
Sponsored | Your Gut Reboot

[Gallery] Ugly Wedding Dresses Make You Glad You're Not the Bride
We won't judge if you got...
Sponsored | Science A2Z

Anchorage, Alaska: Are You Aware Of This?
Sponsored | InsuranceQuote...

Doctor: If You Have Tinnitus (Ear Ringing) Do This Immediately!
Sponsored | healthgoodtop....

Hospital welcomes 1st baby of 2022

Update: Climbers presumed deceased after searchers find ropes in crevasse

Sponsored 1/5

Canceled And Renewed Shows For 2022

Read More ›

COVID tests at airports catch 6K cases since June 2020

Juneau schools to reopen Monday, as planned

©2022 Juneau Empire and Sound Publishing, Inc.
Terms of Use, Privacy Policy, and Comments Policy

Skagway Arrivals by Category 1983-2021

YEAR	CRUISE	CREW	AMHS	HIGHWAY	WP&YR	FWX	AIR	Marine	TOTAL	% change
1983	48,066	NA	25,288	72,384	NA	15,000	3,500	NA	164,238	
1984	54,907	NA	25,196	79,215	NA	15,000	3,750	NA	178,068	**8.42%**
1985	77,623	NA	31,522	89,542	NA	15,000	4,000	NA	217,687	**22.25%**
1986	100,695	NA	30,981	91,908	NA	15,000	4,250	NA	242,834	**11.55%**
1987	119,279	NA	30,905	70,993	NA	15,498	4,953	NA	241,628	**-0.50%**
1988	115,505	NA	31,481	74,614	NA	15,123	5,957	NA	242,680	**0.44%**
1989	112,692	NA	29,997	63,789	15,972	14,562	7,233	NA	244,245	**0.64%**
1990	136,512	NA	33,234	63,237	16,072	17,767	4,799	NA	271,621	**11.21%**
1991	141,284	NA	33,630	64,610	19,069	19,157	4,853	1,163	283,766	**4.47%**
1992	145,973	NA	37,216	79,946	17,809	18,852	7,947	2,000	309,743	**9.15%**
1993	192,549	NA	33,650	80,709	16,313	13,220	10,092	3,000	349,533	**12.85%**
1994	204,387	NA	34,270	81,172	15,865	13,000	10,000	3,000	361,694	**3.48%**
1995	256,788	NA	33,961	87,977	15,521	13,000	17,000	4,100	428,347	**18.43%**
1996	299,651	NA	35,760	86,536	20,871	14,782	20,721	4,000	482,321	**12.60%**
1997	438,305	NA	27,659	91,849	14,416	0	11,466	7,173	590,868	**22.51%**
1998	494,961	NA	31,324	100,784	20,432	2,671	20,679	7,923	678,774	**14.88%**
1999	525,507	NA	31,467	92,291	20,422	0	15,963	4,767	690,417	**1.72%**
2000	565,639	NA	30,732	94,925	19,231	0	15,626	8,362	734,515	**6.39%**
2001	599,520	NA	23,232	82,629	20,674	0	7,479	10,205	743,739	**1.26%**
2002	611,638	258,031	26,224	80,421	14,361	0	5,641	12,154	1,008,470	**35.59%**
2003	639,742	NA	23,814	74,750	13,065	0	6,340	23,724	781,435	**-22.51%**
2004	722,095	308,472	23,171	77,837	13,187	0	6,046	15,069	1,165,877	**49.20%**
2005	772,332	326,188	21,264	71,387	17,071	0	6,382	14,343	1,228,967	**5.41%**
2006	755,314	NA	20,581	61,870	17,826	0	5,687	13,558	874,836	**-28.82%**
2007	820,744	344,338	17,738	68,855	16,514	0	4,890	5,069	1,278,148	**46.10%**
2008	765,492	323,017	16,076	65,826	18,326	0	3,787	13,833	1,206,357	**-5.62%**
2009	779,043	323,861	16,462	67,232	16,157	0	4,611	9,760	1,217,126	**0.89%**
2010	713,733	284,139	17,687	66,238	16,822	0	5,406	7,958	1,111,983	**-8.64%**
2011	708,015	293,190	16,393	64,368	16,059	0	6,419	8,726	1,113,170	**0.11%**
2012	754,255	308,812	17,410	66,016	15,293	0	5,129	8,029	1,174,944	**5.55%**
2013	821,971	336,189	17,321	67,610	15,054	0	5,963	7,530	1,271,638	**8.23%**
2014	821,888	337,773	17,006	64,844	15,230	0	6,178	6,898	1,269,817	**-0.14%**
2015	786,228	320,406	15,112	90,252	21,317	0	6,320	3,749	1,243,384	**-2.08%**
2016	779,232	312,497	15,251	99,956	13,114	0	4,821	6,955	1,231,826	**-0.93%**
2017	781,926	349,846	12,304	100,816	10,969	0	4,706	44,566	1,305,133	**5.95%**
2018	910,176	366,448	18,647	100,318	2,231	0	4,910	6,479	1,409,209	**7.97%**
2019	983,917	397,940	9,640	113,253	10,667	0	5,241	31,010	1,551,668	**10.11%**
2020	0	0	976	2,916	0	0	1,092	0	4,984	**-99.68%**
2021	102670.00	44,887	3,296	4,023	0	0	2,286	777	157,939	**3068.79%**
2020 to '21	**102670.00%**	**44887.00%**	**237.70%**	**37.96%**	**0.00%**		**109.34%**	**777.00%**	**3068.79%**	
Change			May-Sept	May-Sept			May-Sept			

IMPACTS TO ALASKA FROM 2020/2021 CRUISE SHIP SEASON CANCELLATION

APRIL 9, 2021

PREPARED BY:

THE DEPARTMENT OF REVENUE

THE DEPARTMENT OF COMMERCE, COMMUNITY, AND ECONOMIC DEVELOPMENT

THE DEPARTMENT OF LABOR AND WORKFORCE DEVELOPMENT

Executive Summary

The port communities in Alaska have been severely impacted by the loss of cruise ships in 2020 and 2021 as a result of the pandemic. Further compounding the impact is the recent announcement from the Centers for Disease Control (CDC) stating that the 2020 "conditional sail order" will remain in effect through November 2021 – ensuring that there will be no ships in 2021 as well.[1] The economies of many communities in Southeast Alaska are entirely dependent upon tourism. Skagway, for instance, saw a 48% reduction in their total wage base year over year and several other communities have realized revenue losses that exceed their annual operating budget. Federal stimulus spending has helped, but the impacts of the "no sail" order are catastrophic to the economy of Southeast Alaska. Even with added state and federal support, many of these communities face an uncertain future.

The Federal Maritime Commission's report on economic impact of cruising in Alaska concludes there exists an outsized economic impact from the cessation of cruise activity.[2] While the symptoms are the same as in other parts of the United States, the impact is much greater because of Alaska's distance and economic reliance on the tourism industry.

Alaska has lost revenues, taxes and jobs. Small business revenue statewide is down 12% as compared to pre-COVID and many have shut down.[3] The unemployment insurance trust fund has paid out over $1.0 billion in the last 14 months with monthly claims rising as high as $182 million – twenty times the amount paid in January preceding the COVID-19 situation.[4] The balance of the UI trust fund was $492.9 million in February of 2020 as compared to the latest balance of $265.8 million.[5]

All of this results in a GDP which bottomed out at $47.5 billion in Q2 of 2020 – 10.5% less than the prior year.

In summary, Alaska has experienced the following direct cruise and tourism industry losses due to pandemic and now the CDC order:

[1] As Canada also restricts ships in their ports an additional waiver from the Passenger Vessel Services Act (PVSA) would be required. Under the Passenger Vessel Service Act of 1886, foreign-flagged passenger vessels carrying more than 100 people can operate between American ports, but they must include a stop at a foreign destination. For Alaska-bound cruise ships departing from Washington State, this means a stopover in Canada.
[2] Federal Maritime Commission report COVID-19 Impact on Cruise Industry October 20 2020
[3] http://www.akleg.gov/basis/get_documents.asp?session=32&docid=13581
[4] https://live.laborstats.alaska.gov/uiprog/index.cfm
[5] Source: Department of Labor and Workforce Development as of 3/26/2021

Direct Impacts $millions	Estimated Losses Annually	Two Cruise Season Impact
A. Local Community Revenue Loss	$98.6	$197.2
B. State Revenue Loss	$90.3	$224.5
C. Wages lost State and Local	$305.7	$611.4
D. Lost Revenues For Local Business	$1,119.0	$2,238.0
E. Dockage fees lost statewide	$18.0	$36.0
F. Reduction in Unemployment Trust Balance (Cruise Related)	$29.8	Ind.
Total Loss to State of Alaska	**$1,661.4**	**$3,336.9**

Alaska has experienced significant job losses because of the pandemic and will continue to experience losses because of the CDC ruling on cruise travel. Port and cruise line related communities have seen a collective 22,297 in job losses as compared to the previous year representing over $305.7 million in wages lost.

Wage and Employment Impacts of Port Communities Served by the Cruise Industry				
	2019	**2020**	**Difference**	
Port Community Total Wages	$9,983,885,594	$9,678,225,599	($305,659,995)	-3.1%
Port Community Employment	237,713	215,416	(22,297)	-9.4%

Gross State Product Loss to State of Alaska - ~$3 Billion Annually. This report documents $1.7 billion in direct losses to the state, but it is important to recognize that the cruise industry and the visitors they serve account for $3.0 billion of the state's economy. Together with induced and indirect impacts of reduced economic activity from the industry, the $3.0 billion gross state product associated with the cruise industry has effectively dropped to zero.

A. Local Revenue Losses:

Alaskan communities have lost significant revenue, jobs and general economic activity as a result of the loss of cruises and tourism. These communities range from Ketchikan in southeast Alaska, to Seward, Whittier and Anchorage in central Alaska, and Unalaska to the west. Additionally, support industries in rail belt communities where cruise ship passengers often book trips to Denali and Fairbanks amongst others, have been impacted albeit to a lesser degree.

The analysis below provides estimated fiscal impacts to larger Alaska based communities for a single year under a no-sail order amounting to $98.6 million in revenue losses each year, or $197.2 million combining 2020 and estimated 2021. It uses assumptions outlined in the 2016 McDowell group

Juneau Visitor study.[6] Commercial Passenger Vessel (CPV) revenue is forecasted to be zero for FY 2021 and FY 2022, per the DOR Spring 2021 forecast, based on an assumption of no large cruise ship visits in summer 2020 and summer 2021.

Community commercial passenger vessel (CPV) "head" tax is based upon prior year traffic multiplied by the applicable tax rate for the two communities that impose such a tax ($8/passenger in Juneau and $7/passenger in Ketchikan). Sales tax figures assume an average of $188 spent in each port of call by tourists, multiplied by ship traffic and the tax rate. Similarly, the bed tax is calculated as traffic, multiplied by the average per capita spending on lodging stated in that study ($11.00), times the applicable tax rate. Some of the revenue loss may be mitigated by the receipt of new stimulus funds from the American Rescue Plan Act.

Estimated Community Impacts for a Single Year Under a No-Sail Order:

Community	Sales Tax (est.)	CPV Tax (State Sharing)	CPV Tax (Community)	Bed Tax (est.)	Total
Anchorage		$66,755		$1,500,000	$1,566,755
Fairbanks				$2,147,246	$2,147,246
Juneau	$17,000,000	$5,970,995	$9,553,592	$1,182,257	$33,706,844
Sitka	$6,500,000	$615,545		$81,252	$7,196,797
Skagway	$8,000,000	$5,083,250		$150,000	$13,233,250
Wrangell	$154,393	$58,660		$7,743	$220,796
Haines	$591,014	$285,790		$25,150	$901,953
Kenai Peninsula	$1,382,116	$612,640			$1,994,756
Ketchikan (City)	$8,193,395	$2,723,868	$7,626,830	$838,951	19,383,045
Ketchikan (Borough)	$5,120,872	$2,723,868			$7,844,740
Kodiak (City)	$285,414	$54,220		$11,928	$351,562
Kodiak (Borough)		$54,220			$54,220
Homer	$119,946	$35,445			$155,391
Hoonah	$3,218,931	$1,317,075			$4,536,006
Nome	$6,172	$2,345		$310	$8,827
Seward	$1,736,203	$577,195		$101,586	$2,414,984
Unalaska	$32,283	$28,620		$3,148	$64,052
Valdez		$61,845		$1,440	$63,285
Whittier	$1,801,764	$958,385			$2,760,149
Total	**$54,142,502**	**$21,230,721**	**$17,180,422**	**$6,051,011**	**$98,604,657**

[6] http://3.209.152.203/wp-content/uploads/2018/04/McDowell-Group-Juneau-Visitor-Profile-and-Economic-Impact-Report-10-2-2017.pdf

Additionally, approximately $18 million in dockage and moorage fees are earned directly by the communities.

Community Highlights:

On a national scale, these impacts may not seem so great but consider that the losses to Skagway are estimated to exceed 100% of their annual operating budget. In the Mayor's own words, the continuation of the no sail order "will mean 2 ½ years with no economy. Somewhere around $330.0 million in lost revenue for local businesses. People are already moving away. Population is down to around 800 from 1,100 last summer. Businesses will fail. A lot of them. We lost professionals in all sectors. The municipality will run out of reserves by next August, even with the stimulus funding."

In a May 2020 report that surveyed tourism-related businesses in Ketchikan, only 26% of businesses said they would be able to endure a delayed restart of the tourism industry in Ketchikan if business do not resume until spring 2021.[7]

Interior Alaska is often visited by cruise visitors taking cruise/land tours or exploring the area on their own before or after a cruise. According to the Alaska Visitor Statistics Report, in 2016, 51% of visitors to Denali and 41% of visitors to Fairbanks came from cruise ships. That year, 21% of all cruise visitors to Alaska visited the interior, with 20% going to Denali and 12% visiting Fairbanks. The same percentage stayed overnight in the areas, with average stays of 2 nights at Denali and 1.8 nights in Fairbanks. The Interior Alaska city of Talkeetna also benefits from visitors going to or coming from cruise ships. In 2016, 39% of visitors to Talkeetna also traveled by cruise ship. In September, Explore Alaska reported on the Status of Interior Alaska Tourism Industry Due to COVID-19 (Interior Alaska Report).[8] That report estimates that over 160,000 cruise passengers would have visited that region in 2020. Further, many seasonal hotels in Denali and Fairbanks, often catering to cruise passengers, did not open at all in 2020.

[7] Patti Mackey, CEO & President of Ketchikan Visitors Bureau, City of Ketchikan, Ketchikan Tourism Survey – Impacts of COVID-19 and related information (May 4, 2020), https://ketchikan.primegov.com/Portal/viewer?id=1116&type=2 (last visited Oct. 4, 2020).
[8] Explore Fairbanks. Status of Interior Alaska Tourism Industry Due to COVID-19 (Sep. 18, 2020)

B. State Level Government Revenue Losses:

Data from a variety of sources illustrates the revenue loss to the State of Alaska of the cruise ship/tourism industry. In total, the loss equates to $90.3 million in 2020 and $134.2 million in 2021.

Estimated Alaska Tourism Revenues

Fiscal Year	2019	2020	2021
Agency - Program	($ Millions)	($ Millions)	($ Millions)
Department of Revenue	**$64.4**	**$39.3**	$4.4
Corporate Income Tax	$20.0	$16.5	($1.3)
Commercial Passenger Vessel Tax	$23.0	$0.0	$0.0
Vehicle Rental Tax	$11.4	$9.7	$5.7
Large Passenger Vessel Gambling Tax	$10.1	$13.1	$0.0
Department of Fish and Game	**$27.8**	**$25.3**	**$26.6**
Non-Resident Sport Fishing, Stamps	$19.2	$16.6	$17.9
Non-Resident Hunting, Trapping, Tags	$8.6	$8.7	$8.8
Department of Natural Resources	**$4.6**	**$4.7**	**$4.2**
Parks & Outdoor Recreation	$4.6	$4.7	$4.2
Department of Transportation & Public Facilities	**$68.5**	**$42.9**	**$30.6**
AIAS Passenger-related Revenues	$68.5	$42.9	$30.6
Department of Environmental Conservation	**$6.2**	**$0.9**	**$3.4**
Ocean Ranger Fees	$4.9	$0.8	$2.7
Environmental Compliance Fees	$1.3	$0.1	$0.7
Alaska Railroad Corporation	**$31.9**	**$0.0**	**$0.0**
Cruise Passenger Fares	$31.9	$0.0	$0.0
Statewide Total by Fiscal Year	**$203.4**	**$113.1**	**$69.2**
Revenue Change from 2019	**$0.0**	**($90.3)**	**($134.2)**

Department of Revenue "Non-Petroleum Corporate Income Tax Collections by Sector, Fiscal Years 2017 - 2020," Tax Division FY 2019 Annual Report, preliminary Tax Division FY 2020 Annual Report, Fall 2020 revenue forecast, Alaska Department of Fish and Game, Alaska Department of Natural Resources, Alaska Department of Transportation & Public Facilities. Data also from the Southeast Conference Report for Railroad Revenues.

C. Wage and Employment Losses

Below, is a comparison of employment and wages between the first three quarters of 2019 and the first three quarters of 2020. The reason this analysis only includes the first three quarters is because summer tourism/cruise ship employment occurs within that time frame. This is not specific to the visitor- related industries, but the employment and wage losses in these communities would in large part be the result of the non-existent cruise season in 2020.

	2019		2020					
	Total Wages	Average employment (Q1-3)	Total Wages (Q1-3)	Average employment (Q1-3)	Change in employment 2019 and 2020	Percent change in employment	Change in total wages 2019 and 2020	Percent change in total wage
Anchorage	$6,684,501,651	150,110	$6,535,424,908	137,958	-12,152	-8.1	($149,076,743)	-2.2
Haines	$33,544,610	1,090	$23,168,622	789	-301	-27.6	($10,375,988)	-30.9
Homer	$123,183,443	3,620	$123,701,435	3,321	-300	-8.3	$517,992	0.4
Hoonah	$12,562,507	465	$10,746,667	335	-129	-27.8	($1,815,840)	-14.5
Juneau	$712,745,410	18,220	$684,040,321	15,850	-2,370	-13	($28,705,089)	-4
Kenai Penn	$761,479,656	20,351	$760,190,763	18,823	-1,528	-7.5	($1,288,893)	-0.2
Ketchikan (city)	$269,588,149	7,582	$245,019,243	6,290	-1,292	-17	($24,568,906)	-9.1
Ketchikan Gateway Borough	$269,724,447	7,585	$245,151,284	6,294	-1,292	-17	($24,573,163)	-9.1
Kodiak (city)	$200,018,846	5,590	$196,254,619	5,380	-211	-3.8	($3,764,227)	-1.9
Kodiak Borough	$216,213,697	6,001	$212,128,393	5,795	-205	-3.4	($4,085,304)	-1.9
Nome (city)	$112,676,458	2,182	$113,089,729	2,091	-90	-4.1	$413,271	0.4
Seward	$83,625,149	2,477	$75,381,529	2,057	-420	-17	($8,243,620)	-9.9
Sitka	$161,652,068	4,465	$142,544,432	3,787	-678	-15.2	($19,107,636)	-11.8
Skagway	$38,670,925	1,185	$20,056,498	570	-614	-51.9	($18,614,427)	-48.1
Unalaska	$144,718,760	3,082	$145,498,601	3,034	-48	-1.5	$779,841	0.5
Valdez	$122,343,376	2,553	$114,038,196	2,048	-505	-19.8	($8,305,180)	-6.8
Whittier	$10,672,283	320	$8,405,505	252	-68	-21.2	($2,266,778)	-21.2
Wrangell	$25,964,159	835	$23,384,854	742	-94	-11.2	($2,579,305)	-9.9
Total	$9,983,885,594	237,713	$9,678,225,599	215,416	-22,297	-9.3	($305,659,995)	-3.1

Source: Alaska Department of Labor and Workforce Development, Research and Analysis Section. Quarterly Census of Employment and Wages

Job Losses in Southeast: Conference 2020 Tourism Business Leader Survey:

A survey was conducted by the Southeast Conference from March 20th-25th, 2020. 107 business leaders responded to the survey regarding the health of their business at the start of the pandemic. These businesses represent communities that rely heavily on the cruise ship industry like Ketchikan, Juneau, Skagway, and Sitka. 80% of the responding businesses expressed maximum concerns about the impacts of COVID-19 on their business. Out of the 856 tourism workers represented, business owners were forced to lay off 642; which equates to a 75% reduction in staffing. This survey also reported an average revenue decline of 63% at the start of the pandemic as compared to the same time in 2019.

D. Revenue Losses to Local Businesses

The cruise industry is crucial to Alaska tourism and the state's financial well-being. The industry includes approximately 2,180 Alaska businesses that provide tours, activities, and services to the cruise lines and their passengers, according to Cruise Lines International Association (CLIA). The businesses range from retail, restaurants, and car-rental companies to air transportation providers, hotels and lodges, day cruises, and shore excursions.

The financial effect of the cruise industry is evident across multiple sectors, including direct visitor spending, cruise line spending and payroll, crew member spending, air and ferry tickets, employment and labor income, and revenue to municipal and state governments. Losses to local businesses are estimated at $1.1billion based on an analysis by McDowell Group. This is comprised of an estimated $700-800 million in direct spending by cruise passengers in local Alaskan communities, $297 million in cruise line spending on goods and services, and $22 million in crew member spending while at port.[9]

E. Dockage fee loss

Docks and harbors have a variety of ownership mixes throughout the state. While many cruise operators own the docks that they use in the course of their business, Juneau and Ketchikan own the majority of the docking facilities used by cruise ships. These fees, which typically are charged based on length of ship, time in port, and use of amenities such as water and dock power, equate to $18.0 million annually.

F. Loss in Unemployment Reserve Trust

The sustainability of the unemployment insurance trust fund is beginning to concern many Alaskans. In combined state and federal funding, more than one billion dollars has been paid out to Alaskans through the unemployment insurance program. The balance of the UI trust fund was $492.9 million in February of 2020 as compared to the latest balance of $265.8 million.[10] This results in a loss of $227 million of which $29.8 million can be attributed directly to the cruise industry.[11]

G. Impacts to Gross State Product:

Prior to the COVID-19 pandemic, the Cruise Line Industry Association (CLIA) reported 40 cruise ships visited the region, carrying 1.36 million passengers on 577 voyages in 2019. Granular gross state product data is not available or tracked by industry. However, according to the McDowell group, the total gross economic output of the tourism industry as a whole is $4.5 billion.[12] Historically, about 1.3 million of the 2 million visitors to the state can be attributed to the cruise industry and the

[9] https://www.akbizmag.com/industry/tourism/alaskas-shipshaped-economy/
[10] Source: Department of Labor and Workforce Development as of 3/26/2021
[11] 43,300 direct, indirect, and induced cruise industry jobs per McDowell group as a proportion of 2019 Average Annual
[12] https://www.akbizmag.com/industry/tourism/alaskas-shipshaped-economy/

passengers that they serve, implying a Gross State Product impact of about a $3.0 billion loss in each year of the no-sail order.[13] [14]

Data from a recent Southeast Conference report (McDowell) illustrates some of the impacts of these visitors including[15]:

- Between $700 and $800 million in direct cruise tourist spending in local communities[16]
- $297 million in cruise line goods, services and Alaska based payroll spending
- $22 million in crew member spending
- The generation of $1.5 billion in annual labor income including direct, indirect and induced, representing 43,300 jobs

According to the McDowell group, this visitor spending occurred in various economic sectors, with several categories receiving about one-fifth each: lodging (21 percent), gifts (20 percent), food and beverage (20 percent), tours (18 percent), and "other," which is largely made up of overnight packages that affect several sectors.

Conclusion:

The continuation of both the "no-sail" order and the Canadian decision to not allow large cruise ships to enter their waters will continue to have a material impact on the State of the Alaska and the health of its finances. A return to normalcy would be impactful and represent more Alaskans at work, spending money in the local economy and a lower reliance on government programs. It is the goal of the Dunleavy Administration to come out of the COVID-19 crisis with resiliency and to give our citizens the tools they need to support and foster economic recovery.

[13] https://akcruise.org/economy/economic-impact-by-region/
[14] GDP from visitor industry taken pro rata with the number of cruise visitors
[15] https://www.akbizmag.com/industry/tourism/alaskas-shipshaped-economy/
[16] Economic Impacts Associated with of the Loss of Tourism in Southeast Alaska in 2020 – Southeast Conference and Rain Coast Data

North

Cruise ship giant Carnival buys White Pass & Yukon Route

Scenic tourist train from Skagway, Alaska to Carcoss, Yukon sold for $290M US

CBC News · Posted: Jun 07, 2018 2:28 PM CT | Last Updated: June 7, 2018

The White Pass & Yukon Route railway, which sees thousands of tourists on board each day through the summer, has been sold for $290 million US. (Philippe Morin/CBC)

comments

Carnival Corporation & plc — billed as the "world's largest leisure travel company" — is taking over the famous White Pass & Yukon Route railway in Alaska.

Carnival's subsidiary company, Holland America Princess Alaska Tours, has agreed to buy the scenic tourist train and railway, along with its port and retail operations in Skagway, Alaska, from TWC Enterprises Ltd. for $290 million US.

The White Pass & Yukon Route train runs every summer on the 110-kilometre historic railway between Skagway and Carcross, Yukon. Thousands of people ride the train each day.

The scenic line connects Skagway, Alaska, with Carcross, Yukon. (Philippe Morin/CBC)

Many of those riders are cruise ship passengers on a day trip from Skagway.

According to a news release from Carnival Corp., a Ketchikan, Alaska-based company will manage the terminal operations and customer relations for the railway, in agreement with

Holland America.

Stein Kruse, CEO of the Holland America Group, states in the release that Skagway is "beloved by our guests and crew."

"We have a long and valued history in Alaska, and remain very committed to the continued development and success of the entire region as one our most popular destinations," he says.

Built during the gold rush

Construction on the historic railway began almost exactly 120 years ago — on May 28, 1898, at the height of the Klondike Gold Rush.

It was a massive feat of engineering, involving thousands of men, tons of imported timber (local timber splintered too easily), and plenty of dynamite. Two tunnels and several bridges and trestles had to be built through the steep mountains.

The railway — built during the Klondike Gold Rush — was a feat of engineering. Starting at sea level in Skagway, it climbs to an elevation of about 3,000 feet in the first 30 kilometres. (Philippe Morin/CBC)

The line to Carcross was complete in July 1900 — just over two years after work had begun. At least 35 workers had died during construction, according to the company.

For decades, the railway carried ore to Skagway to be loaded onto ships. It also supplied materials to the U.S. Army building the Alaska Highway during the Second World War.

By the early 1980s, the train suspended operations, but the route was revived in 1988 as a tourist train.

Since then, it's become a huge part of Skagway's tourism industry. Thousands of people pour off of cruise ships in Skagway each summer to explore the area. The railway has said 5,000 to 6,000 people ride the train on a typical day.

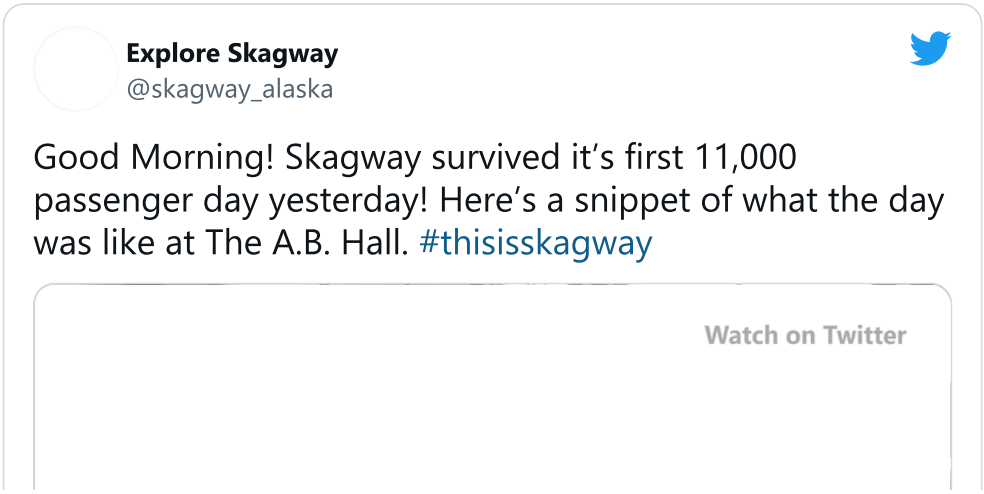

Carnival's purchase of the White Pass and Yukon Route will include three docks in Skagway, that provide berths for some cruise ships.

The deal is scheduled to close on July 31.

- **White Pass scenic train service suspended after rock slide**

Popular Now in News

1 **Active cases of COVID-19 at record highs in Alberta as Omicron spurs spread**

515 reading now

2 UPDATED

Kevin J. Johnston arrested in U.S. after failing to show up for jail sentences in Ontario and Alberta

438 reading now

3 **Hospitalizations up 54% in 1 week, as B.C. records 2,542 new cases of COVID-19**

432 reading now

4 **This woman went to hospital with back pain and died. Now her family wants answers from Niagara Health**

366 reading now

5 THE LATEST

Coronavirus: What's happening in Canada and around the world on Tuesday

343 reading now

RECOMMENDED FOR YOU

This woman went to hospital with back pain and died. Now her family wants answers from Niagara Health

Jessica Maxwell

News - Canada - Hamilton

Active cases of COVID-19 at record highs in Alberta as Omicron spurs spread

News - Canada - Edmonton

With Omicron dominating, businesses need plans for staying open as staff get sick: PHO

News - Canada - British Columbia



2 GTA hospitals declare 'code orange' as Ontario prepares to tighten public health measures

U.S. defeats Canada in first dispute under new North American trade pact

EXHIBIT E
Page 5 of 6

News - Canada - Toronto

Alexander Panetta

News - World

©2022 CBC/Radio-Canada. All rights reserved.

Visitez Radio-Canada.ca

Commercial Passenger Vessel Excise Tax:

Community Needs, Priorities, Shared Revenue, and Expenditures

---

Fiscal Years 2007 to 2016

Bill Walker
Governor
State of Alaska

Chris Hladick
Commissioner
Department of Commerce, Community, and Economic Development

Britteny Cioni-Haywood
Director
Division of Economic Development

February 2017

ABSTRACT

Alaska Statute 43.52.260 requires the Alaska Department of Commerce, Community, and Economic Development (DCCED) to prepare a triennial Commercial Passenger Vessel (CPV) Excise Tax report that "describes the projected needs of communities to safely and efficiently host passengers who pay the tax and summarizes the extent to which appropriations of tax proceeds have been used to defray hosting costs."

This report includes trends in Alaska cruise passenger volume, an overview of CPV Excise Tax revenue (CPV revenue) shared with local governments, CPV-related legislative grants to communities, and community profiles. The profiles describe (1) how a community identifies infrastructure and services required to host cruise vessels and their passengers, (2) priorities for spending CPV revenue, and (3) CPV expenditures since the implementation of the excise tax.

Multiple state and local government agencies are involved with CPV tax administration, revenue distribution, and reporting – each generating information in a variety of formats and timeframes (i.e., fiscal year or calendar year). Additionally, community expenditures oftentimes span multiple fiscal years. To simplify the reporting process, DCCED reports total cruise passengers by calendar year, CPV revenue distribution by fiscal year, municipal expenditures by project and total value, and legislative appropriations by the fiscal year for which the money is appropriated.

The State of Alaska, Department of Commerce, Community, and Economic Development complies with Title II of the Americans with Disabilities Act of 1990. This publication is available in alternative communication formats upon request. Please contact (907) 269-4560 or lorence.williams@alaska.gov to make any necessary arrangements.

Telephonic Device for the Deaf (TDD): (907) 465-5437

TABLE OF CONTENTS

Introduction 1

Alaska Cruise Visitors 1

CPV Revenue Overview 2

CPV-Related Legislative Grants 3

Community Profiles: Needs, Priorities, and Expenditures 5

CPV Revenue Shared with City or Borough Governments 6

- Anchorage, Municipality 7
- Haines Borough 9
- Homer, City 11
- Hoonah, City 13
- Juneau, City and Borough 15
- Kenai Peninsula Borough 17
- Ketchikan, City 19
- Ketchikan Gateway Borough 21
- Kodiak, City 23
- Kodiak Island Borough 25
- Seward, City 27
- Sitka, City and Borough 29
- Skagway, Municipality 31
- Unalaska, City 33
- Valdez, City 35
- Whittier, City 37
- Wrangell, City and Borough 39

Introduction

Alaska Statute 43.52.260 requires the Alaska Department of Commerce, Community, and Economic Development (DCCED) to prepare a triennial Commercial Passenger Vessel (CPV) Excise Tax Report that describes the "projected needs of communities to safely and efficiently host passengers and summarizes the extent to which appropriations of tax proceeds have been used to defray hosting costs."

The information in this report adds to information published in two previous reports:

- *Commercial Passenger Vessel Excise Tax: Community Needs, Priorities, Shared Revenue, and Expenditures (Fiscal Years 2007-2014)*, Alaska Department of Commerce, Community, and Economic Development (January 2014) https://www.commerce.alaska.gov/web/Portals/6/pub/TourismResearch/00%20CPV%20Report%20FINAL.pdf
- *A Performance Audit of the Department Of Commerce, Community, and Economic Development and Department Of Revenue Commercial Passenger Vessel (CPV) Tax Program*, Alaska State Legislature, Division of Legislative Audit (February 2016) http://legaudit.akleg.gov/docs/audits/special/dor/30083rpt-2016.pdf

To prepare the CPV Excise Tax Report, the DCCED Division of Economic Development (DED) contacted 17 city and/or borough governments that had received CPV Excise Tax revenue (CPV revenue) between FY2007 and FY2016. Managers, finance directors, harbormasters, grant managers, economic development directors, and/or planners contributed information on (1) how a community identifies needed infrastructure and services necessary to host cruise ships and their passengers, (2) the community's priorities for spending CPV revenue in the future, and (3) how the community has spent CPV revenues through FY2016. This information is summarized in the *Community Profiles* section of this report. In addition, this report includes trends in Alaska cruise passenger volume, an overview of CPV revenue, and a summary of CPV-related legislative grants. The information is presented as follows:

- Total cruise passengers by calendar year
- CPV revenue distribution by fiscal year
- Local government expenditures expenditures by project and total value
- Legislative appropriations by the fiscal year for which the money is appropriated

Alaska Cruise Visitors

Between May and September 2016 cruise passengers to Alaska exceeded the one million mark for the first time since recession-related declines brought passenger volume to a decade low of 878,000 passengers during 2010. 2016 passenger volume approached the 2008 record high of 1,033,100 cruise visitors (Figure 1). Cruise passengers make up nearly 60 percent of Alaska's summer visitors.

Figure 1. Trends in Alaska Cruise Visitor Volume 2007 to 2016

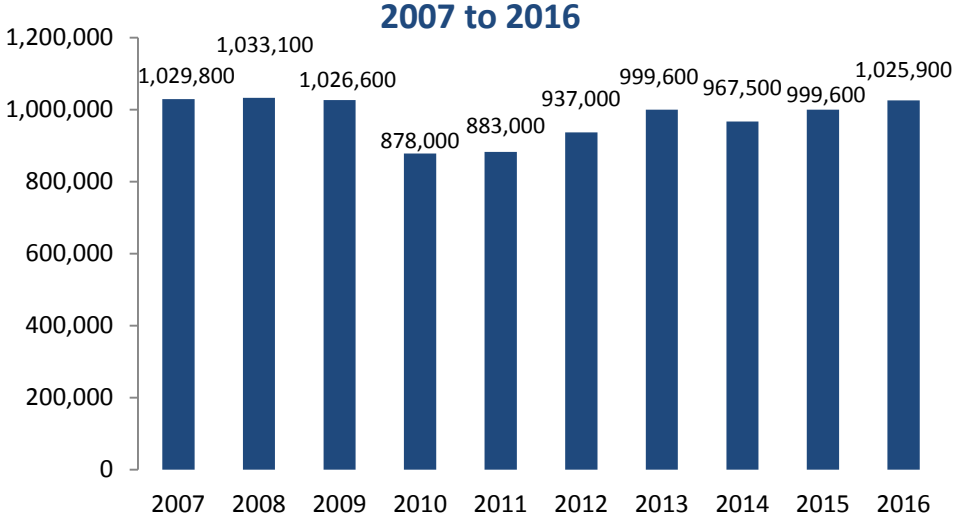

Source: Alaska Visitor Statistics Program VI, McDowell Group Inc. Data include small cruise vessels carrying less than 250 passengers.

CPV Revenue Overview

The State of Alaska collected the CPV Excise Tax for the first time during calendar year 2007. Initially, the first five ports of call were eligible to receive $5 for each passenger who paid the CPV Excise Tax. The Alaska Department of Revenue (DOR) distributed a portion of the 2007 taxes during FY2007 and the remainder during FY2008. DOR distributed 2008 taxes to the communities during January 2009 (FY2009), and so forth.

Fourteen Alaska ports have received CPV revenue since 2007. These include ports in seven Southeast, five Southcentral, and two Western Alaska communities. Juneau receives the largest number of passengers, followed by Ketchikan and Skagway. Table 1 shows the number of total cruise ship passengers by port to illustrate the total passenger activity. Not all of passengers were subject to the CPV Excise Tax. Passengers pay the tax if the following three criteria apply: (1) they are traveling on cruise ships that have 250 or more berths, (2) the cruise ship provides overnight accommodations in Alaska's marine waters, and (3) the voyage lasts more than 72 hours.

Table 1. Community Cruise Passenger Volume
2007 to 2016

	2007	2008	2009	2010	2011	2012	2013	2014	2015	2016
Anchorage	-	-	256	12,828	14,939	10,030	499	5,280	11,017	10,914
Haines	27,659	50,121	43,550	32,259	27,176	31,007	32,378	29,133	42,515	41,685
Homer	-	1,163	1,674	12,828	14,990	8,833	254	5,662	11,399	10,071
Hoonah	161,920	126,381	134,575	122,974	127,866	120,786	124,320	142,416	150,434	159,132
Juneau	1,017,341	1,032,274	1,019,507	879,310	875,947	927,941	978,559	953,055	976,367	1,004,774
Ketchikan	901,595	941,910	936,220	828,929	844,412	894,320	948,685	884,503	944,525	947,972
Kodiak	4,709	11,903	10,235	19,372	14,715	11,551	3,231	8,809	13,559	15,208
Seward	156,014	165,959	163,056	136,129	132,779	136,892	125,183	141,442	183,124	191,469
Sitka	233,936	289,753	224,335	144,383	129,380	110,714	99,920	90,182	117,546	122,944
Skagway	820,829	781,676	785,034	697,060	708,981	755,681	821,874	819,239	815,541	817,308
Unalaska	2,534	709	3,398	956	707	1,371	1,285	2,652	4,112	6,526
Valdez	-	5,553	6,367	469	332	-	382	-	-	-
Whittier	225,071	220,117	212,598	126,866	130,312	170,758	202,336	162,002	146,528	129,894
Wrangell	5,192	4,002	3,842	3,869	4,719	678	6,417	5,171	7,471	7,926

Source: Cruise Line Agencies of Alaska. Data do not include small cruise vessels carrying less than 250 passengers.

During the second session of the 26th Legislature (2010), Alaska lawmakers approved changes to the way the CPV Excise Tax would be distributed (§ 13ch 101 SLA 2010), permitting revenue sharing with the first seven port communities. When eligible ports of call are cities located in a borough, the city and borough each receive $2.50 of each $5 passenger fee.

Between FY2007 and FY2016, 17 city and borough governments received CPV revenue totaling $114,307,816 (Table 4). Three borough governments (i.e., Kenai Peninsula Borough, Ketchikan Gateway Borough, and Kodiak Island Borough) share the $5 per passenger allocation with the city governments of the port communities (i.e., Homer, Ketchikan, Kodiak, and Seward) that host the cruise passengers.

Prior to the changes made to the CPV Excise Tax statutes in 2010, communities with passenger taxes or fees had to repeal them before they could share in the proceeds of the CPV Excise Tax. As of October 31, 2010, the new state law allowed communities that levy their own passenger fee to retain their fee and share in CPV revenue provided that the local tax or fee had been enacted before December 17, 2007. The City and Borough of Juneau and the City of Ketchikan had local passenger fees prior to the stipulated date and received their first CPV revenue payments during FY2012.

Between FY2007 and FY2016, three recipient governments accounted for two-thirds of all shared CPV revenue (Table 2). The DOR distributed $34.6 million (30.3 percent) to the Municipality of Skagway, $21.7 million (19.0 percent) to the City and Borough of Juneau, and $19.3 million (16.9 percent) to the Ketchikan Gateway Borough. The remaining CPV revenue distributions, totaling nearly $38.7 million, range from a high of more than $10 million to the City of Ketchikan to a low of $30,000 to the City of Unalaska.

Table 2. CPV Revenue Shared with Local Governments
By Total CPV Revenue and Percent of Total
FY2007 to FY2016

	Total	Percent of Total
Skagway, Municipality	$34,578,520	30.25%
Juneau, City and Borough*	$21,700,075	18.98%
Ketchikan Gateway Borough	$19,312,073	16.89%
Ketchikan, City*	$10,339,236	9.05%
Whittier, City	$7,777,775	6.80%
Hoonah, City	$5,963,645	5.22%
Sitka, City and Borough	$5,501,170	4.81%
Kenai Peninsula Borough	$3,395,505	2.97%
Seward, City	$3,260,861	2.85%
Haines Borough	$1,480,380	1.30%
Anchorage, Municipality	$262,485	0.23%
Kodiak, City	$176,005	0.15%
Kodiak Island Borough	$176,005	0.15%
Wrangell, City and Borough	$154,085	0.13%
Homer, City	$134,643	0.12%
Valdez, City	$65,335	0.06%
Unalaska, City	$30,020	0.03%
	$114,307,816	100%

* Received shared CPV revenue payments beginning in FY2012

CPV-Related Legislative Grants

In addition to shared CPV revenue, the legislature appropriated $113,044,700 in grants to cities and boroughs in this report from the Commercial Vessel Passenger Tax Account. Table 3 (continues on page 4) provides information about grants to each recipient by the fiscal year in which the grants were distributed (FY2009 to FY2015). There were no legislative grants appropriated from the Commercial Vessel Passenger Tax Account for FY2016.

Table 3. Legislative Grants from CPV Tax Account to CPV Shared Revenue Recipients
FY2009 to FY2015

Fiscal Year	Recipient	Project	Appropriation
2010	Anchorage, Municipality	Port of Anchorage Expansion	$10,000,000
2010	Anchorage, Municipality	Egan Center Cruise Passenger Staging and Upgrades	$1,000,000
2012	Anchorage, Municipality	Alaska Aviation Museum Energy and Safety Improvements	$495,000
2009	Haines Borough	Port Chilkoot Cruise Ship Dock Repairs and Debt Retirement	$1,543,700
2010	Haines Borough	Port Chilkoot Waterfront Improvements	$1,900,000
2011	Haines Borough	Port Chilkoot Cruise Ship Dock Upgrade	$2,910,000
2012	Homer, City	Cruise Ship Dock and Passenger Facility Improvements	$6,000,000
2011	Hoonah, City	Cruise Ship Passenger Walkway Construction and Upgrades	$1,500,000
2011	Hoonah, City	Harbor Improvements	$1,000,000
2012	Hoonah, City	Berthing Facility	$1,000,000
2009	Juneau, City and Borough	Airport Cruise Passenger Baggage and Facility Safety Improvements	$1,300,000

Table 3. Legislative Grants from CPV Tax Account to CPV Shared Revenue Recipients FY2009 to FY2015			
Fiscal Year	**Recipient**	**Project**	**Appropriation**
2009	Juneau, City and Borough	Commercial Passenger Vessel Dock Retaining Wall Repair and Replacement	$1,500,000
2010	Juneau, City and Borough	Cruise Ship Dock Improvements	$2,500,000
2010	Juneau, City and Borough	Auke Bay Seawalk Construction	$800,000
2011	Juneau, City and Borough	Cruise Ship Dock Improvements	$9,000,000
2015	Juneau, City and Borough	Last Chance Basin Well Field	$1,350,000
2015	Juneau, City and Borough	Salmon Creek Water Treatment	$204,000
2009	Ketchikan, City	Port of Ketchikan Berths I and II Replacement	$3,000,000
2010	Ketchikan, City	Port of Ketchikan Berth I and II Replacement	$3,000,000
2010	Ketchikan, City	Reconstruction of Downtown Bridges and Trestles	$5,000,000
2011	Ketchikan, City	Replace Cruise Ship Berths I and II	$10,000,000
2014	Ketchikan, City	Ketchikan Promenade	$1,300,000
2009	Kodiak, City	Cruise Ship/Pier II Master Plan	$250,000
2010	Kodiak, City	Pedestrian Improvements Between Cruise Ship Dock (Pier II) and Downtown Kodiak	$700,000
2012	Kodiak, City	Pedestrian Pathway Planning and Design	$384,000
2012	Kodiak, City	Pier and Downtown Pedestrian Improvements	$1,600,000
2010	Seward, City	Bus Transportation Assistance for Cruise Ship Passengers	$167,000
2010	Seward, City	Dredging Cruise Ship Berthing Basins and Approaches	$2,508,000
2011	Seward, City	Commercial Passenger Vessel Harbor Security - Coast Guard Building Relocation	$300,000
2011	Seward, City	Security and Fire Protection for Commercial Passenger Vessels	$2,000,000
2012	Seward, City	Cruise Ship Boardwalk Expansion	$25,000
2012	Seward, City	Harbor Restrooms Improvements	$130,000
2012	Seward, City	Water Storage Tank	$1,992,000
2010	Sitka, City and Borough	Commercial Passenger Vessel Lightering Facility Improvements	$2,000,000
2011	Sitka, City and Borough	Commercial Passenger Vessel Facilities and Visitor Improvements	$4,500,000
2011	Sitka, City and Borough	Crescent Harbor Sidewalk Widening	$1,000,000
2012	Sitka, City and Borough	Commercial Passenger Vessel and Visitors Facility Improvements	$3,000,000
2015	Sitka, City and Borough	Commercial Passenger Vessel and Visitors Facility Improvements	$3,300,000
2009	Skagway, Municipality	Seawalk Intermodal Cruise Ship Access Project	$2,000,000
2010	Skagway, Municipality	Municipal Wastewater Treatment Facility Improvements Due to Seasonal Cruise Impacts	$2,500,000
2011	Skagway, Municipality	Commercial Passenger Vessel Lightering and Harbor Improvements	$4,000,000
2011	Skagway, Municipality	Municipal Wastewater Treatment Facility Improvements Due to Seasonal Cruise Impacts	$800,000
2015	Skagway, Municipality	Float Extension to Serve Cruise Passengers	$800,000
2009	Valdez, City	Cruise Ship Dock Renovation and Uplands Repair	$1,675,000
2010	Valdez, City	City Dock Information and Interpretative Center	$800,000
2010	Valdez, City	Dock Improvements	$3,325,000
2010	Whittier, City and Borough	Railroad Station Improvements	$325,000
2010	Wrangell, City and Borough	Construction Activities to Complete the Marine Passenger Vessel Center	$2,500,000
2010	Wrangell, City and Borough	Stikine Avenue Sidewalk Extension	$390,000
2011	Wrangell, City and Borough	Commercial Passenger Vessel Facility	$3,250,000
2011	Wrangell, City and Borough	Waterfront Master Plan	$75,000
Total			**$113,044,700**

Note: Table continued from the previous page.

Community Profiles—Needs, Priorities, and Expenditures

The *Community Profiles* section includes a summary for the city and borough governments that share in CPV revenue. To provide an understanding of the overall cruise ship traffic to a community, the summaries include port calls and all cruise passengers between 2007 and 2016, regardless of whether the passengers pay the tax.

The profiles describe how communities identify cruise ship vessel and passenger priorities and needs. In most cases, these priorities and needs are documented in local comprehensive plans, annual budget reports, waterfront master plans, port and harbor development plans, and studies undertaken specifically to determine how to spend CPV revenue. The most recent study completed to assist decision making is the *Ketchikan Cruise Industry Surveys* prepared by the McDowell Group during 2016. In addition to planning documents and studies (identified in each profile), eight of the seventeen communities said that one or more of the following groups recommend priorities and needs to city assemblies, city councils, or borough officials: city staff, planning commission, port commission, visitors bureau, chamber of commerce, the cruise industry, and interested stakeholders. Finally, the Ketchikan Gateway Borough conducts an annual assessment of the cost of maintaining infrastructure and providing services to cruise ship passengers and crew. The borough uses this assessment to determine priorities for spending CPV revenue.

Ten of seventeen communities said port facilities were priorities to be funded by CPV revenue. Port projects included wharf pile maintenance, dock and gangway replacement, port improvements, dredging, moorage floats, security floats, floating docks, berth design and construction, seawall repairs, moving the cruise ship berth to downtown, etc. Eight communities listed other CPV services as priorities. Services ranged from upgrades to local service infrastructure necessary to hosting cruise ship passengers (i.e., sewage treatment, waste management, water delivery systems, public and fire safety, transportation) to visitor experience enhancement (i.e., trail improvements, seawalks, visitor center and convention center upgrades, sidewalks, interpretive centers, restrooms, covered walkways, and enclosed rest areas). Four communities listed harbor infrastructure as a priority; projects included harbor dredging, floats, upland development, seawalk and wave barriers, and harbor float replacement.

All communities have processes to vet proposed projects for CPV funding and to clarify the community's needs and priorities for hosting cruise ships. The annual budget process with public comment is the most visible and prominent process in all communities. A number of communities work closely with the visitor industry, cruise industry, and business community. For example, the City of Ketchikan has a three-part process to ensure programs and capital improvement projects conform to state and federal law: (1) review federal and state law regarding use of the CPV Excise Tax; (2) vet projects with representatives of the cruise industry and other interested parties; (3) conduct public process where public is involved with city council to set priorities and approve projects. In another example, the Kenai Peninsula Borough vets projects through an annual grant program available to Seward and Homer. Grant projects must comply with state and federal statute governing CPV revenue, and communities submit a final narrative and financial report when the projects are complete to ensure requirements are met.

The *Community Profiles* also include a summary of CPV revenue shared with communities, CPV-related legislative grants, and CPV expenditures. The municipal, city, and borough governments eligible to receive CPV revenue between FY2007 and FY2016 spent CPV revenues on port facilities, harbor infrastructure, or other CPV services. Spending for capital projects often span multiple fiscal years, so expenditures are summarized by total spending by project rather than spending by fiscal year. In communities where cruise ship passenger numbers and CPV revenue are relatively small, the revenue is used primarily to offset costs of providing services directly to the cruise ships vessels and the passengers, to support ongoing maintenance at the port, or on larger infrastructure projects funded primarily through other sources.

Table 4. CPV Revenue Shared with Local Governments FY2007 to FY2016											
	FY2007	FY2008	FY2009	FY2010	FY2011	FY2012	FY2013	FY2014	FY2015	FY2016*	Total
Anchorage (M)	-	-	-	$865	$63,575	$66,190	$48,570	$2,975	$26,200	$54,110	$262,485
Haines (CB)	$6,290	$107,930	$215,410	$204,635	$154,270	$146,680	$154,080	$140,635	$144,020	$206,430	$1,480,380
Homer (C)	-	-	$2,898	$3,725	$31,788	-	$21,710	$33,542	$13,925	$27,055	$134,643
Hoonah (C)	$14,015	$536,010	$359,155	$640,015	$1,130,220	$636,345	$610,105	$626,225	$688,980	$722,575	$5,963,645
Juneau* (CB)	-	-	-	-	-	$4,096,730	$4,151,020	$4,598,565	$4,393,395	$4,460,365	$21,700,075
Kenai Peninsula (B)	$16,223	$367,430	$348,645	$391,138	$406,080	$357,553	$364,975	$307,578	$361,658	$474,225	$3,395,505
Ketchikan (C)	-	-	-	-	-	$1,947,248	$1,977,770	$2,240,210	$2,032,375	$2,141,633	$10,339,236
Ketchikan Gateway (B)	$203,810	$2,040,775	$2,326,147	$2,313,793	$2,088,312	$1,947,248	$1,977,770	$2,240,210	$2,032,375	$2,141,633	$19,312,073
Kodiak (C)	-	$5,103	$24,778	$25,487	$15,763	$32,622	$23,473	$4,600	$13,925	$30,255	$176,006
Kodiak Island (B)	-	$5,103	$24,778	$25,487	$15,763	$32,622	$23,473	$4,600	$13,925	$30,255	$176,006
Seward (C)	$16,222	$367,430	$345,747	$387,413	$374,293	$324,865	$343,265	$306,723	$347,733	$447,170	$3,260,861
Sitka (C)	$103,325	$1,025,670	$1,359,030	$1,078,480	$706,505	$414,130	$135,355	$302,985	$157,340	$218,350	$5,501,170
Skagway (M)	$339,855	$3,717,410	$3,862,970	$3,904,825	$3,455,540	$3,470,720	$3,728,105	$4,062,215	$4,008,335	$4,028,545	$34,578,520
Unalaska (C)	-	-	-	$7,620	$3,000	$1,310	$4,120	$4,165	$1,650	$8,155	$30,020
Valdez (C)	-	-	$28,355	$31,730	$2,335	$1,650	-	$1,265	-	-	$65,335
Whittier (C)	$44,840	$1,059,970	$1,001,985	$1,045,550	$695,790	$637,265	$828,865	$950,635	$791,550	$721,325	$7,777,775
Wrangell (CB)	-	-	$9,975	$26,180	$2,510	$19,350	$1,730	$31,430	$24,065	$38,845	$154,085
Total	**$744,580**	**$9,232,831**	**$9,909,873**	**$10,086,943**	**$9,145,744**	**$14,132,528**	**$14,394,386**	$15,858,558	$15,051,450	$15,750,925	$114,307,818

Sources: Department of Revenue Tax Division, *Shared Taxes and Fees FY2015*, *Commercial Passenger Vessel Excise Tax Report to the Legislature* (January 2014), and *Shared Taxes and Fees FY2009*.

Note: Borough (B), City (C), City and Borough (CB), Municipality (M)

*Estimates are subject to change until the FY2016 Annual Shared Revenue Report is published during spring 2017.

MUNICIPALITY OF ANCHORAGE

Unified Home Rule Borough
2015 Population: 298,908
FY2007 to FY2016 CPV Excise Tax Revenue: $262,485

PROFILE

The Municipality of Anchorage is located in Southcentral Alaska at the base of the Chugach Mountains along the coast of Cook Inlet. Anchorage is home to the state's main air hub, the Ted Stevens Anchorage International Airport. Paved highways connect Anchorage with Fairbanks, Valdez, the Kenai Peninsula, Denali National Park and Preserve, and Wrangell-St. Elias National Park and Preserve. The Alaska Railroad's main passenger depot, also located in Anchorage, runs from Seward to Fairbanks.

Anchorage Cruise Ship Visitors 2007 to 2016

Calendar Year	Ship Calls	Passengers
2007	-	-
2008	-	-
2009	1	256
2010	9	12,828
2011	11	14,939
2012	8	10,030
2013	1	499
2014	4	5,280
2015	9	11,017
2016	9	10,914
Total	**52**	**65,763**

Source: Cruise Line Agencies of Alaska.

Although a major transportation hub for air, highway, and rail travel, Anchorage receives a modest amount of cruise visitors. Since inception of the CPV Excise Tax, Anchorage has hosted 52 cruise ship calls and nearly 66,000 cruise passengers. Holland America Line's Maasdam visited the Port of Anchorage every other Monday from May to September during 2016. In 2016, Anchorage also had the first overnight stay at the port in many years. The overnight port call allowed passengers to enjoy an extended stay in Anchorage and take advantage of land tours not otherwise available.

PROJECTED NEEDS OF COMMUNITY

The Municipality of Anchorage appropriates shared CPV revenue to the Port of Anchorage through the annual budget process. Because of the relatively small number of cruise vessels the city receives each year, the Municipality of Anchorage uses CPV revenue to augment funding for operational costs to maintain port infrastructure.

Priority Projects for CPV Revenue

Category	Description
Port Facilities	Operational costs and security

Source: Port of Anchorage.

CPV REVENUE DISTRIBUTION

Between FY2010 and FY2016, the Municipality of Anchorage received $262,485 in CPV revenue, ranging from a low distribution of $865 for FY2010 to a high distribution of $66,190 for FY2012. CPV revenue for FY2016 was $54,110.

CPV Revenue Distribution FY2007 to FY2016

Fiscal Year	Amount	Passengers[1]
2007	-	-
2008	-	-
2009	-	-
2010	$865	173
2011	$63,575	12,715
2012	$66,190	13,238
2013	$48,570	9,714
2014	$2,975	595
2015	$26,200	5,240
2016	$54,110	10,822
Total	**$262,485**	**52,497**

Source: Alaska Department of Revenue, Tax Division.

[1]Only includes passengers that pay the CPV Excise Tax. Fiscal year disbursements are based on passenger numbers during the prior calendar year.

Legislative Grants

In addition to sharing in CPV revenue, the Municipality of Anchorage received nearly $11.5 million in legislative grants from the Commercial Vessel Passenger Tax Account, primarily for port infrastructure.

CPV-Related Legislative Grants		
Fiscal Year	**Project**	**Amount**
2010	Egan Center cruise passenger staging upgrades	$1,000,000
2010	Port of Anchorage expansion	$10,000,000
2012	Alaska Aviation Museum energy and safety improvements	$495,000
Total		**$11,495,000**

Sources: Alaska Division of Community and Regional Affairs and Alaska State Legislature, Division of Legislative Audit, Audit 04-30083-16.

CPV Revenue Expenditures

The Port of Anchorage uses CPV revenue for port facilities such as the Wharf Pile Enhancement Project at the Port of Anchorage.

CPV Revenue Expenditures FY2007 to FY2016		
Category	**Description**	**Expenditures**
Port Facilities	Wharf Pile Enhancement Project (Port of Anchorage)	$262,485
Total		**$262,485**

Sources: Port of Anchorage and Alaska State Legislature Alaska State Legislature, Division of Legislative Audit, Audit 04-30083-16.

Contact

Cheryl J. Beckham
Finance & Administration Manager
Port of Anchorage
907-343-6204
beckhamcj@muni.org

HAINES BOROUGH

Non-Unified Home Rule Borough
2015 Population: 2,493
FY2007 to FY2016 CPV Excise Tax Revenue: $1,480,380

PROFILE

Haines Borough is located on the shores of Lynn Canal between the Chilkoot and Chilkat Rivers, 80 air miles northwest of Juneau. The community's proximity to Glacier Bay National Park, the Chilkat Bald Eagle Preserve, Kluane National Park, and Tatshenshini-Alsek Provincial Park is a draw for visitors. In the Alaska cruise market, the community's ability to attract cruise ships is highly dependent upon the availability of Glacier Bay permits, overall growth of the cruise market, and docking capacity in Skagway.

Haines Cruise Ship Visitors 2007 to 2016

Calendar Year	Ship Calls	Passengers
2007	77	27,659
2008	107	50,121
2009	72	43,550
2010	44	32,259
2011	21	27,176
2012	22	31,007
2013	21	32,378
2014	20	29,133
2015	29	42,515
2016	29	41,685
Total	**442**	**357,483**

Source: Cruise Line Agencies of Alaska. Estimates do not include Un-cruise Adventures or Alaskan Dream Cruises.

Haines received 442 ship calls and more than 357,000 total cruise visitors between 2007 and 2016. Cruise visitation peaked at more than 50,000 visitors during 2008 when Princess Cruises and Holland America Line added Haines to their itineraries, but declined again when Majestic America Line and Cruise West ceased operations in 2008 and 2010, respectively. Passenger numbers during 2016 are estimated to be 30 percent below peak visitation during 2008. During 2017, Haines will see Seabourn Cruises in port, as well as additional visits from Princess Cruises and Royal Caribbean International.

PROJECTED NEEDS OF COMMUNITY

The borough manager, harbor master, tourism director, finance director, and public facilities director, recommend projects to the assembly to be funded by the CPV Excise Tax revenue. The appropriation process requires a minimum of three public meetings and two public hearings. The assembly also conducts a budget work session devoted to the Capital Improvement Program, which includes CPV projects.

The borough also considers visitors' input on infrastructure. In a 2011 study of cruise and fast ferry visitors, cruise visitors said a continuous walkway along the waterfront was most important to them, followed by better directional signage.

Finally, the *Haines Borough 2025 Comprehensive Plan* addresses future priorities for cruise vessel infrastructure, including major repairs at the Port Chilkoot Cruise Ship Dock. The plan acknowledges the continuous waterfront walkway as a priority. The walkway and access project will continue as construction starts on the adjacent small boat harbor and will eventually connect the Port Chilkoot Dock to current and new sidewalks as well as to trails.

Priority Projects for CPV Revenue

Category	Description
Port Facilities	Wooden dock and gangway replacement on Port Chilkoot Cruise Ship Dock
Port Facilities	Port facility improvements: double berth, moorage float, new viewing/queuing area, and benches on Port Chilkoot Cruise Ship Dock
Port Facilities	Continuation of waterfront access from the PC Dock to adjacent parks, trails, and harbor. Providing safe, interpretive, and accessible walkways during and after the Haines Small Boat Harbor expansion.

Source: Haines Borough.

CPV REVENUE DISTRIBUTION

Between FY2007 and FY2016, the Haines Borough received nearly $1.5 million in CPV revenue. The highest distribution amount was $215,410 received in FY2009.

CPV Revenue Distribution FY2007 to FY2016		
Fiscal Year	**Amount**	**Passengers[1]**
2007[2]	$6,290	1,258
2008[2]	$107,930	21,586
2009	$215,410	43,082
2010	$204,635	40,927
2011	$154,270	30,854
2012	$146,680	29,336
2013	$154,080	30,816
2014	$140,635	28,127
2015	$144,020	28,804
2016	$206,430	41,286
Total	**$1,480,380**	**296,076**

Source: Alaska Department of Revenue, Tax Division.

[1]Only includes passengers that pay CPV Excise Tax. Fiscal year disbursements are based on passenger numbers during the prior calendar year.

[2]First year revenue from calendar year 2007 was disbursed partially in FY2007 and the remainder during FY2008.

Legislative Grants

In addition to sharing in CPV revenue, the Haines Borough received legislative grants for port-related projects from the Commercial Vessel Passenger Tax Account. These grants provided funding for repairs, improvements and upgrades at the Port Chilkoot Cruise Ship Dock.

CPV-Related Legislative Grants		
Fiscal Year	**Project**	**Amount**
2009	Port Chilkoot Cruise Ship Dock repairs and debt retirement	$1,543,700
2010	Port Chilkoot waterfront improvements	$1,900,000
2011	Port Chilkoot Dock upgrade	$2,910,000
Total		**$6,353,700**

Source: Alaska Division of Community and Regional Affairs and Alaska State Legislature, Division of Legislative Audit, Audit 04-30083-16.

CPV Revenue Expenditures

The Haines Borough uses CPV revenue for port infrastructure and other CPV services to cruise passengers such as security, restrooms, signage, bear safety, transportation, visitor information, etc.

CPV Revenue Expenditures FY2007 to FY2016		
Category	**Description**	**Expenditures**
Other CPV Services	Cruise ship survey	$20,000
Other CPV Services	Miscellaneous materials and equipment	$5,000
Other CPV Services	Refurbish keystone drill	$23,000
Other CPV Services	Totem pole project	$5,000
Other CPV Services	Picture point grant match	$80,009
Other CPV Services	Signage	$44,000
Other CPV Services	Bear saver trash cans	$6,000
Other CPV Services	Dock flowers	$50,800
Other CPV Services	Park benches	$3,000
Other CPV Services	Chilkoot bear monitor	$2,000
Other CPV Services	Electric hand dryers for restrooms	$6,000
Other CPV Services	Restroom janitorial	$83,681
Other CPV Services	Temporary restroom	$67,000
Other CPV Services	Cruise ship shuttle	$161,700
Other CPV Services	Repairs and maintenance (people mover cart)	$10,010
Other CPV Services	Repair visitor center restrooms	$11,000
Other CPV Services	Tourism kiosk PC Dock	$20,000
Other CPV Services	Tourism labor	$109,404
Other CPV Services	People mover dock cart	$17,458
Other CPV Services	Police/Dispatch Labor (extra on ship days)	$7,800
Port Facilities	Dock facility maintenance	$18,503
Port Facilities	PC Dock trestle replacement	$561,216
Port Facilities	Lightering dock electricity	$8,000
Port Facilities	Lightering dock repair	$7,000
Port Facilities	Port/harbor labor	$120,944
Port Facilities	Cruise Ship Water	$6,000
Total		**$1,454,525**

Sources: Haines Borough and Alaska State Legislature, Division of Legislative Audit, Audit 04-30083-16.

Related Information

- Haines Borough. 2012. *Haines Borough 2025 Comprehensive Plan.*
- McDowell Group, Inc. 2011. *Haines Cruise and Fast Ferry Passenger Survey.*

Contact

Leslie Ross
Tourism Director
Haines Borough
907-766-2234
lross@haines.ak.us

CITY OF HOMER

First Class City
2015 Population: 5,153
FY2007 to FY2016 CPV Excise Tax Revenue: $134,643

PROFILE

The City of Homer, located within the Kenai Peninsula Borough, has more than 5,000 residents. Commercial fishing has been the traditional mainstay of the Homer economy; however, the city also has a growing arts community and tourism is becoming increasingly important. Homer is also a gateway to destinations such as Kachemak Bay State Park and Lake Clark National Park and Preserve.

In past years, Homer primarily received small and medium-sized cruise ships, but regular visits from Holland America Line vessels between 2008 and 2012 and during 2015 and 2016 boosted annual passenger numbers to near or more than 10,000 visitors during those years. Throughout the past 10 years, Homer has hosted 58 ship calls and nearly 67,000 passengers.

Homer Cruise Ship Visitors 2007 to 2016

Calendar Year	Ship Calls	Passengers
2007	0	0
2008	1	1,163
2009	2	1,674
2010	9	12,828
2011	14	14,990
2012	7	8,833
2013	1	254
2014	5	5,662
2015	10	11,399
2016	9	10,071
Total	**58**	**66,874**

Source: Cruise Line Agencies of Alaska.

PROJECTED NEEDS OF COMMUNITY

To plan for the community's cruise vessel and passenger needs, the harbor master, city manager, and public works director identify priority projects and propose them to the Ports and Harbor Commission. The commission sends approved projects to the city council to be vetted through the public process.

Priority Projects for CPV Revenue

Category	Description
Other CPV Services	Cruise ship passenger staging amenities (benches and signage at drop off points)
Port Facilities	Cruise ship staging area/restroom
Port Facilities	Restroom and cruise ship passenger staging area on the Homer Spit at Ramp 2

Source: City of Homer.

CPV REVENUE DISTRIBUTION

When eligible ports of call, such as Homer, are cities located in a borough, the city and the borough each receive $2.50 of every $5 passenger fee shared with the port community. To date, the City of Homer's share of CPV Excise Tax revenue is $134,643.

CPV Revenue Distribution FY2007 to FY2016

Fiscal Year	City Share	Passengers[1]
2007[2]	-	-
2008[2]	-	-
2009	$2,898	1,159
2010	$3,725	1,490
2011	$31,788	12,715
2012	-	-
2013	$21,710	8,684
2014[3]	$33,542	13,417
2015	$13,925	5,570
2016	$27,055	10,822
Total	**$134,643**	**53,857**

Source: Alaska Department of Revenue, Tax Division.

[1] Only includes passengers that pay CPV Excise Tax. Fiscal year disbursements are based on passenger numbers during the prior calendar year.

[2] First year revenue from calendar year 2007 was disbursed partially in FY2007 and the remainder during FY2008.

[3] In January 2016, Homer received shared revenue due in FY2012 in January 2014.

The Kenai Peninsula Borough assembly passed an ordinance making the borough's share of the CPV Excise Tax available to Homer and Seward through a grant process. The ordinance stipulates that the funds must be used for port and harbor improvements that benefit cruise ship passengers for purposes that comply with AS 43.52.200-298, SB 256, and HB 310. Homer and Seward city managers submit letters to the

Kenai Peninsula Borough mayor to request funding. The grant request must specify how the project meets the expenditure requirements established in state law. Homer has received an additional $134,643 in grants from the Kenai Peninsula Borough that was the borough's share of CPV revenue during the same time period.

Legislative Grants

In addition to sharing in CPV revenue, the City of Homer has received one legislative grant from the Commercial Vessel Passenger Tax Account for cruise ship dock infrastructure.

CPV-Related Legislative Grants

Fiscal Year	Project	Amount
2012	Cruise ship dock and passenger facility improvements	$6,000,000
Total		**$6,000,000**

Sources: Alaska Division of Community and Regional Affairs and Alaska State Legislature, Division of Legislative Audit, Audit 04-30083-16.

CPV Revenue Expenditures

Homer used its share of CPV revenue for harbor restrooms and a passenger staging area. Since 2014, the City of Homer has let the state CPV revenue accumulate to apply to larger capital improvement projects. Plans include a restroom and cruise ship passenger staging area on the Homer Spit at Ramp 2 from which many shore-side excursions launch.

CPV Revenue Expenditures FY2007 to FY2016

Category	Description	Expenditures
Harbor Infrastructure	Cruise ship passenger staging area	$31,000
Other CPV Services	Guard house restrooms	$30,000
Port Facilities	Ramp 3	$35,000
Total		**$96,000**

Sources: City of Homer and Alaska State Legislature, Division of Legislative Audit, Audit 04-30083-16.

Related Information

- City of Homer. 2011. *Homer Spit Comprehensive Plan.* (http://www.cityofhomer-ak.gov/planning/spit-comprehensive-plan-2011)
- City of Homer. 2011. *Proposed Layout for Staging at Ramp 2 Including New Restrooms.*

Contact

Katie Koester
City Manager
City of Homer
907-235-8121
citymanager@cityofhomer-ak.gov

CITY OF HOONAH

First Class City
2015 Population: 783
FY2007 to FY2016 CPV Excise Tax Revenue: $5,963,645

PROFILE

The City of Hoonah is a Tlingit community of approximately 750 residents located on the northeast shore of Chichagof Island, 40 air miles west of Juneau. Icy Strait Point, owned by Huna Totem Corporation, is currently Hoonah's largest employer, with local Tlingit residents comprising 85 percent of the staff.

Between 2007 and 2016, Hoonah received 696 ship calls and more than 1,370,000 visitors. Visitation peaked at 161,920 passengers during 2007.

Hoonah Cruise Ship Visitors 2007 to 2016

Year	Ship Calls	Passengers
2007	80	161,920
2008	58	126,381
2009	69	134,575
2010	63	122,974
2011	73	127,866
2012	63	120,786
2013	64	124,320
2014	73	142,416
2015	75	150,434
2016	78	159,132
Total	**696**	**1,370,804**

Source: Cruise Line Agencies of Alaska. Estimates do not include Un-cruise Adventures or Alaskan Dream Cruises.

PROJECTED NEEDS OF COMMUNITY

After gathering input from the planning commission and the public on an annual basis, the city council approves a prioritized list of projects to be funded by the CPV Excise Tax. Priority projects include municipal waterline improvements, trail enhancements, and safety services.

Priority Projects for CPV Revenue

Category	Description
Other CPV Services	Replacement and upgrade of municipal sewer treatment plant and install force sewer main to Icy Strait Point
Other CPV Services	Falling rock hazard mitigation
Other CPV Services	Fire protection and waste management to support visitor industry
Other CPV Services	Road and trail enhancement to ISP

Source: City of Hoonah.

CPV REVENUE DISTRIBUTION

Since FY2007, the City of Hoonah has received nearly $6 million in shared CPV revenue. The highest distribution amount was $1,130,220 received in FY2011.

CPV Revenue Distribution FY2007 to FY2016

Fiscal Year	Amount	Passengers[1]
2007[2]	$14,015	2,803
2008[2]	$536,010	107,202
2009	$359,155	71,831
2010	$640,015	128,003
2011	$1,130,220	226,044
2012	$636,345	127,269
2013	$610,105	122,021
2014	$626,225	125,245
2015	$688,980	137,796
2016	$722,575	144,515
Total	**$5,963,645**	**1,192,729**

Sources: Alaska Department of Revenue, Tax Division.
[1]Only includes passengers that pay CPV Excise Tax. Fiscal year disbursements are based on passenger numbers during the prior calendar year.
[2] First year revenue from calendar year 2007 was disbursed partially in FY2007 and the remainder during FY2008.

LEGISLATIVE GRANTS

In addition to receiving CPV revenue, the City of Hoonah has received grants from the Commercial Vessel Passenger Tax Account. The grants paid for a new berthing facility, harbor improvements, and a cruise ship mooring buoy system.

CPV-Related Legislative Grants		
Fiscal Year	**Project**	**Amount**
2011	Harbor improvements	$1,000,000
2011	Passenger walkway construction and upgrades	$1,500,000
2012	Berthing facility	$1,000,000
Total		**$3,500,000**

Sources: Alaska Division of Community and Regional Affairs and Alaska State Legislature, Division of Legislative Audit, Audit 04-30083-16.

CPV Revenue Expenditures

The City of Hoonah uses CPV revenue primarily for passenger services. These services include a visitor information representative, restroom facilities, extra police coverage, harbor maintenance, and park and walking path maintenance.

Related Information

- City of Hoonah. 2016. *2017-2027 Hoonah Economic Development Plan.* (www.HoonahEconomicPlan.com)

Contact

Dennis H. Gray, Jr.
City Administrator
City of Hoonah
907-945-3663
cityadministrator@cityofhoonah.org

CPV Revenue Expenditures FY2007 to FY2016		
Category	**Description**	**Expenditures**
Other CPV Services	Harbor upgrades	$9,000
Other CPV Services	Administrative costs	$51,000
Other CPV Services	Hoonah Indian Association Fisherman Totem Pole project	$8,000
Other CPV Services	Passenger experience and carver's den	$35,000
Other CPV Services	Brush cutting and scenic walkway	$2,000
Other CPV Services	Tourism WSG	$16,000
Other CPV Services	Water line Canary Main extension	$400,000
Other CPV Services	Canary walking path maintenance	$1,000
Other CPV Services	Graveyard fencing	$4,000
Other CPV Services	Library summer access	$36,000
Other CPV Services	Ambulance call-outs	$16,000
Other CPV Services	Extra police patrol	$5,000
Other CPV Services	Tunnel Rock Project – passenger safety, cultural significance	$951,000
Other CPV Services	Public restroom	$89,000
Other CPV Services	Visitor restroom janitor	$9,000
Other CPV Services	Community readiness passenger experience	$4,000
Other CPV Services	Visitor center employees	$27,000
Other CPV Services	Visitor center furniture	$9,000
Other CPV Services	Website development	$6,000
Other CPV Services	Passenger services	$50,000
Other CPV Services	Passenger services, park, and walking path maintenance	$477,000
Other CPV Services	Visitor center employee, extra police, and seasonal harbor staff	$101,000
Port Facilities	Seafloor survey guest dock area	$10,000
Port Facilities	Boat launch ramp matching 5.5%	$150,000
Port Facilities	Caley Marina handicap lift	$10,000
Port Facilities	Ports and harbors project matching	$15,000
Port Facilities	Transient dock upgrades	$5,000
Port Facilities	Visitor Information Kiosk	$15,000
Other CPV Services	Visitor center employees, extra police	$55,000
Total		**$2,566,000**

Sources: City of Hoonah and Alaska State Legislature, Division of Legislative Audit, Audit 04-30083-16.

CITY AND BOROUGH OF JUNEAU

Unified Home Rule Borough
2015 Population: 33,277
FY2012 to FY2016 CPV Excise Tax Revenue: $21,700,075

PROFILE

The City and Borough of Juneau (CBJ) is located on the mainland of Southeast Alaska in the heart of the Inside Passage. Juneau is one of Alaska's oldest cities, established in 1880 before the Klondike Gold Rush of 1898. The city and borough provides access to some of the region's top attractions including Glacier Bay National Park and Preserve, Tracy Arm-Fords Terror Wilderness Area, and Admiralty Island National Monument.

The CBJ received more than 9.6 million cruise visitors between 2007 and 2016, with visitors peaking at 1,032,274 during 2008. Following a 14 percent decrease in cruise passengers between 2009 and 2010, cruise passenger numbers gradually rebounded, exceeding the one million passenger mark during 2016 for the first time in seven years. Even though ship calls are declining, passenger numbers are increasing due to larger ships arriving in Juneau.

Juneau Cruise Ship Visitors 2007 to 2016

Calendar Year	Ship Calls	Passengers
2007	730	1,017,341
2008	712	1,032,274
2009	638	1,019,507
2010	584	879,310
2011	476	875,947
2012	485	927,941
2013	511	978,559
2014	498	953,055
2015	489	976,367
2016	480	1,004,774
Total	**5,603**	**9,665,075**

Source: Cruise Line Agencies of Alaska. Estimates do not include Un-cruise Adventures or Alaskan Dream Cruises.

PROJECTED NEEDS OF COMMUNITY

During 2010, the CBJ Assembly approved a plan to invest CPV Excise Tax revenue in the construction of cruise ship berths that can handle larger Panamax-class cruise ships. With the anticipated completion of the new $54 million Cruise Ship Berths Project in May 2017, the majority of CPV revenue received to date from the State of Alaska has been expended for this infrastructure project. For FY2017 to FY2019, the CBJ will continue to develop its uplands improving the safety and efficiency to the cruise industry and its passengers. The next priority for CBJ Docks and Harbor Department is to mitigate congestion at Statter Harbor where the surge of cruise ship-generated visitor activity overburdens the facility.

Priority Projects for CPV Revenue

Category	Description
Port Facilities	Cruise ship berth enhancement
Port Facilities	Land acquisition, uplands development for staging and waterfront seawalk
Harbor Facility	Harbor dredging, float and uplands

Source: City and Borough of Juneau.

CPV REVENUE DISTRIBUTION

The CBJ has had a $5 per passenger Marine Passenger Fee since 1999 when Juneau voters passed Proposition 1. This report does not address receipts, priorities, and expenditures of Juneau's Marine Passenger Fee. Initially, the fee precluded the city from receiving shared CPV revenue; legislative changes during 2010 permitted revenue sharing to communities that levied cruise ship passenger taxes. The CBJ received its first CPV revenue disbursement in FY2012.

CPV Revenue Distribution FY2012 to FY2016

Fiscal Year	Amount	Passengers[1]
2012	$4,096,730	819,346
2013	$4,151,020	830,204
2014	$4,598,565	919, 713
2015	$4,393,395	878,679
2016	$4,460,365	892,073
Total	**$21,700,075**	**$4,340,015**

Source: Alaska Department of Revenue, Tax Division.
[1]Only includes passengers that pay CPV Excise Tax. Fiscal year disbursements are based on passenger numbers during the prior calendar year.

Legislative Grants

In addition to receiving shared CPV revenue, the CBJ has received more than $17 million since FY2009 in legislative grants from the Commercial Vessel Passenger Tax Account for cruise passenger and cruise industry-related infrastructure and services projects.

CPV-Related Legislative Grants		
Fiscal Year	**Project**	**Amount**
2009	Commercial passenger vessel dock retaining wall repair and replacement	$1,500,000
2009	Airport cruise passenger baggage and facility safety improvements	$1,300,000
2010	Cruise ship dock improvements	$2,500,000
2010	Auke Bay seawalk construction	$800,000
2011	Cruise ship dock improvements	$9,000,000
2015	Last Chance Basin well field	$1,350,000
2015	Salmon Creek water treatment	$650,000
Total		**$17,100,000**

Sources: Alaska Division of Community and Regional Affairs and Alaska State Legislature, Division of Legislative Audit, Audit 04-30083-16.

CPV Revenue Expenditures

CPV revenues are combined with funds from the CBJ Port Development Fee to pay down bonds obtained for cruise ship berth enhancement.

CPV Revenue Expenditures FY2007 to FY2016		
Category	**Description**	**Expenditures**
Port Facilities	Cruise berth improvements	$13,122,000
Port Facilities	Waterfront seawalk	$438,000
Total		**$13,560,000**

Sources: City and Borough of Juneau and Alaska State Legislature, Division of Legislative Audit, Audit 04-30083-16.

Related Information

- City and Borough of Juneau. *Biennial Budget for Fiscal Year 2016 and 2017: Capital Projects.*
- City and Borough of Juneau. *Port of Juneau Cruise Ship Terminal Project.* (www.juneau.org/harbors/documents/trifold.pdf).
- City and Borough of Juneau. *Port of Juneau Cruise Ship Berths.* http://www.juneau.org/harbors/documents/SITEPLANforCBJwith1100x130withoutbathymetry.pdf
- City and Borough of Juneau. *The Future of Juneau's Waterfront.* http://www.juneau.org/harbors/documents/downtown_waterfront_projects.pdf
- City and Borough of Juneau. *Long Range Waterfront Plan for the City and Borough of Juneau.* http://www.juneau.org/plancomm/Final_LRWP_112204.php

Contact

Bob Bartholomew
Finance Director
City and Borough of Juneau
907-586-0300
bob.bartholomew@juneau.org

KENAI PENINSULA BOROUGH

Second Class Borough
2015 Population: 57,763
FY2007 to FY2016 CPV Excise Tax Revenue: $3,395,505

PROFILE

South of Anchorage, the Kenai Peninsula extends 150 miles southwest from the Chugach Mountains, south of Anchorage. It is separated from the mainland on the west by Cook Inlet and on the east by Prince William Sound. Most of the peninsula is part of the Kenai Peninsula Borough, a region of nearly 57,000 residents.

Two borough cities, Seward and Homer, are eligible to receive shared CPV revenue. Between 2007 and 2016, Seward received 584 port calls and more than 1.5 million passengers. Homer received 58 port calls and nearly 67,000 passengers.

Cruise ship visits to Seward declined between 2009 and 2013 after Holland America Lines and Princess Cruises redeployed ships to Europe, but visitation reached its highest point in a decade during 2016 with more than 191,000 visitors. Homer cruise passenger visitors peaked at nearly 15,000 visitors during 2011.

Seward and Homer Cruise Ship Visitors 2007 to 2016

Calendar Year	Homer Ship Calls	Homer Passengers	Seward Ship Calls	Seward Passengers
2007	-	-	56	156,014
2008	1	1,163	65	165,959
2009	2	1,674	70	163,056
2010	9	12,828	56	136,129
2011	14	14,990	54	132,779
2012	7	8,833	51	136,892
2013	1	254	50	125,183
2014	5	5,662	52	141,442
2015	10	11,399	64	183,124
2016	9	10,071	66	191,469
Total	**58**	**66,874**	**584**	**1,532,047**

Source: Cruise Line Agencies of Alaska.

PROJECTED NEEDS OF COMMUNITY

When eligible ports of call are cities in a borough, such as Homer and Seward, the city and the borough each receive $2.50 of every $5 CPV Excise Tax fee. Each year, the Kenai Peninsula Borough Assembly passes an ordinance, accepting and appropriating the borough's share of revenue. The ordinance authorizes the mayor to distribute CPV funds to the port cities through grant agreements. To obtain a grant, the cities submit letters to the borough mayor requesting the funds. They confirm that the proposed projects comply with state statutes requiring funds to be used for port facilities, harbor infrastructure, and other services provided to the commercial passenger vessels and their passengers. The cities provide a final narrative and financial report to the borough after a project is complete.

CPV REVENUE DISTRIBUTION

Between FY2007 and FY2016, the Kenai Peninsula Borough received $3,395,505 in CPV revenue. The highest distribution amount was $474,225 received in FY2016.

CPV Revenue Distribution FY2007 to FY2016

Fiscal Year	Amount	Passengers[1]
2007[2]	$16,223	6,489
2008[2]	$367,430	146,972
2009	$348,645	139,458
2010	$391,138	156,455
2011	$406,080	162,432
2012	$357,553	143,021
2013	$364,975	145,990
2014	$307,578	123,031
2015	$361,658	144,663
2016	$474,225	189,690
Total	**$3,395,505**	**$1,358,202**

Source: Alaska Department of Revenue, Tax Division.

CPV Revenue Expenditures

The Kenai Peninsula Borough distributed all shared CPV Excise Tax revenue to the City of Homer and the City of Seward for passenger/vessel services and port improvement projects. Of the nearly $3.4 million in shared CPV revenue, Seward received $3,260,869 in grants and Homer received $134,642 in grants.

CPV Revenue Expenditures FY2009 to FY2017		
Fiscal Year	**Projects**	**Amount**
2009	Grant to improve port security and fire protection for cruise ships (Seward)	$383,653
2010	Grant to improve port security and fire protection for cruise ships (Seward)	$345,748
2010	Grant for port improvement projects (Homer)	$2,898
2012	Grant for port improvement projects (Seward)	$761,705
2012	Grant for port improvement projects (Homer)	$35,513
2012	Grant for port improvement projects (Seward)	$324,865
2012	Grant for port improvement projects (Homer)	$32,688
2014	Grant for port improvement projects (Seward)	$343,265
2014	Grant for port improvement projects (Homer)	$21,710
2015	Grant for port improvement projects (Seward)	$306,723
2015	Grant for port improvement projects (Homer)	$855
2016	Grant for port improvement projects (Seward)	$347,733
2016	Grant for port improvement projects (Homer)	$13,925
2017	Grant for port improvement projects (Seward)	$447,170
2017	Grant for port improvement projects (Homer)	$27,055
		$3,395,503

Source: Kenai Peninsula Borough.

Contact

Brenda Ahlberg
Community & Fiscal Projects Manager
Kenai Peninsula Borough
907-714-2153
bahlberg@kpb.us

CITY OF KETCHIKAN

Home Rule City
2015 Population: 8,277
FY2012 to FY2016 CPV Excise Tax Revenue: $10,339,236

PROFILE

Ketchikan, a city of 8,291 residents, is known as Alaska's first city due to its location at the southern tip of the Inside Passage. It is the first Alaska city visitors reach as they cruise north and for many visitors, their first introduction to the beauty and majesty of Alaska. Between 2007 and 2016, Ketchikan received an average of just over 900,000 cruise visitors each year. In 2016 cruise passengers approached the 2013 peak passenger total of 948,685.

Ketchikan Cruise Ship Visitors 2007 to 2016

Calendar Year	Ship Calls	Passengers
2007	519	901,595
2008	527	941,910
2009	509	936,220
2010	426	828,929
2011	426	844,412
2012	436	894,320
2013	490	948,685
2014	450	884,503
2015	462	944,525
2016	456	947,972
Total	**4,701**	**9,073,071**

Source: Cruise Line Agencies of Alaska. Estimates do not include Un-cruise Adventures or Alaskan Dream Cruises.

PROJECTED NEEDS OF COMMUNITY

The City of Ketchikan follows a three-pronged approach to ensure that revenue from the CPV Excise Tax are only used for port facilities, harbor infrastructure, or other services and amenities provided to passengers traveling on commercial passenger vessels. The first step is a review of federal and state law regarding the use of excise tax revenues assessed against passengers traveling on commercial passenger vessels. Ketchikan's goal is to ensure that programs and capital improvement projects funded from CPV shared revenues benefit passengers in the manner prescribed by federal and state law. The second step is to vet the programs and capital improvement projects with representatives from the cruise industry and other interested parties. Ketchikan ensures that the proposed programs and capital improvements address the needs and safety of passengers traveling on commercial passenger vessels. The final step involves the general public and the city council in setting the priorities and approving programs and capital improvement projects for funding from CPV revenues. In 2015, the City of Ketchikan revised its accounting for CPV revenues and modified its annual operating and capital budget in order to make the process more transparent.

Priority Projects for CPV Revenue

Category	Description
Port Facilities	Debt service for Berth 3 construction
Port Facilities, Harbor Infrastructure and Other CPV Services	Waterfront promenade reconstructions and seawall repairs (connects port facilities, harbor facilities, and historic downtown)
Port Facilities	Planning and design of improvements to accommodate post-Panamax vessels

Source: City of Ketchikan.

CPV REVENUE DISTRIBUTION

Ketchikan charges a passenger wharfage fee of $7 per passenger to offset port facility costs, provide services to ships and passengers who visit Ketchikan, and mitigate the impacts of passenger and ship use of city services. The fee precluded the city from receiving CPV revenue until legislative action during 2010 permitted revenue sharing to communities that levied their own cruise ship passenger taxes. Ketchikan received its first shared revenue disbursement in FY2012.

When eligible ports of call, such as Ketchikan, are cities located in a borough, the city and the borough each receive $2.50 of every $5 passenger fee. Between FY2012 and FY2016, the City of Ketchikan's share of CPV revenue was more than $10 million. The highest distribution was $2,214,745 received in FY2014 for taxes collected in calendar year 2013.

CPV Revenue Distribution FY2012 to FY2016		
Fiscal Year	Amount	Passengers[1]
2012	$1,947,248	778,899
2013	$1,977,770	791,108
2014	$2,240,210	896,084
2015	$2,032,375	812,950
2016	$ 2,141,633	856,653
Total	**$10,339,236**	**$4,135,694**

Source: Alaska Department of Revenue, Tax Division.
[1]Only includes passengers that pay CPV Excise Tax. Fiscal year disbursements are based on passenger numbers during the prior calendar year.

Legislative Grants

In addition to receiving CPV revenue, Ketchikan has received nearly $23 million since FY2009 in grants from the Commercial Vessel Passenger Tax Account. The grants were used for port infrastructure and passenger services including pedestrian and safety enhancements.

CPV-Related Legislative Grants		
Fiscal Year	Project	Amount
2009	Port of Ketchikan Berths I and II replacement project	$3,000,000
2010	Reconstruction of downtown bridges and trestles	$5,000,000
2010	Port of Ketchikan Berth I and II replacement	$3,000,000
2011	Replace cruise ship berths I and II	$10,000,000
2014	Ketchikan Promenade	$1,300,000
Total		**$22,300,000**

Sources: Alaska Division of Community and Regional Affairs and Alaska State Legislature, Division of Legislative Audit, Audit 04-30083-16.

CPV Revenue Expenditures

The City of Ketchikan has used CPV revenue and the majority of the legislative grants from the Commercial Vessel Passenger Tax Account to fund planning, design, and construction of port infrastructure for Berth 3 and general improvement projects for Berths 1 and 2.

CPV Revenue Expenditures FY2007 to FY2017		
Category	Description	Expenditures
Other CPV Services	Centennial building and Totem Heritage Center site improvements[1]	$1,600
Other CPV Services	Spruce Mill sheet pile[1]	$32,000
Other CPV Services	Thomas Basin Seawall: pedestrian decking, footing and seawall[1]	$2,887,000
Other CPV Services	2013 seasonal litter program	$64,000
Other CPV Services	2014 seasonal litter program	$60,000
Other CPV Services	2015 seasonal litter program	$65,000
Other CPV Services	Centennial Building restroom expansion[2]	$520,000
Other CPV Services	2014 Tour Guide Program	$51,000
Port Facilities	Loan payment for Berth III engineering	$1,302,000
Port Facilities	Port bonds and lease payments for Berth IV	$2,083,000
Port Facilities	Replace fender piles on Berths IC and ID	$434,000
Other CPV Services	Thomas Basin Ramp improvements – ADA, structural decking and bull rails[1]	$1,157,000
Other CPV Services	2016 seasonal litter program[1]	$67,000
Other CPV Services	2017 seasonal litter program[1]	$87,000
Other CPV Services	2017 permanent exhibit project[1]	$100,000
Other CPV Services	2017 clean and repair totem poles[1]	$52,000
Other CPV Services	2017 Centennial Building public art[1]	$15,000
Other CPV Services	2017 Totem Heritage Center restrooms[1]	$2,000
Other CPV Services	2017 interpretive exhibit – timber and wood[1]	$15,000
Other CPV Services	2017 interpretive exhibit – Stamp Mill[1]	$25,000
Total		**$9,019,600**

Sources: City of Ketchikan and Alaska State Legislature, Division of Legislative Audit, Audit 04-30083-16.
[1]Projected actual and budget.
[2]Project partially funded by Ketchikan Gateway Borough CPV revenue passed through to the City of Ketchikan. The borough share is $235,750.

Related Information

- Moffat & Nichol. 2017. *Planning and Design of Port Improvements*.

Contact

Bob Newell
Finance Director
City of Ketchikan
907-225-5621
bobn@city.ketchikan.ak.us

KETCHIKAN GATEWAY BOROUGH

Second Class Borough
2015 Population: 13,778
FY2007 to FY2016 CPV Excise Tax Revenue: $19,312,073

PROFILE

The Ketchikan Gateway Borough is a region of nearly 14,000 residents located near the southern-most boundary of Alaska, in the Southeast Panhandle. It is comprises of the cities of Ketchikan and Saxman. Between 2007 and 2016, Ketchikan received an average of just over 900,000 cruise visitors each year.

Ketchikan Cruise Ship Visitors 2007 to 2016

Calendar Year	Ship Calls	Passengers
2007	519	901,595
2008	527	941,910
2009	509	936,220
2010	426	828,929
2011	426	844,412
2012	436	894,320
2013	490	948,685
2014	450	896,084
2015	462	944,525
2016	456	947,972
Total	**4,701**	**9,073,071**

Source: Cruise Line Agencies of Alaska. Estimates do not include Un-cruise Adventures or Alaskan Dream Cruises.

PROJECTED NEEDS OF COMMUNITY

The Ketchikan Gateway Borough uses an analytical approach to spending CPV revenue. On an annual basis, the borough determines (1) the costs of maintaining infrastructure that cruise passengers and crew rely heavily upon, and (2) costs of delivering public services to the passengers and crew. The borough apportions these costs between residents and visitors based on their proportions of overall use. Borough staff completes the analysis and makes recommendations for expending CPV revenue to the borough assembly. The Ketchikan Gateway Borough Assembly hears public comment on proposed expenditures and makes the final decision on how to spend the CPV revenue.

Priority Projects for CPV Revenue

Category	Description
Other CPV Services	Visitor safety
Other CPV Services	Visitor center
Other CPV Services	Transit enhancement

Source: Ketchikan Gateway Borough.

CPV REVENUE DISTRIBUTION

When eligible ports of call, such as Ketchikan, are cities located in a borough, the city and the borough each receive $2.50 of every $5 passenger fee. Between FY2007 and FY2016, the Ketchikan Gateway Borough's share of CPV revenue was more than $19 million. The highest distribution was $2,326,148 received in FY2009 for taxes collected in calendar year 2008.

CPV Revenue Distribution FY2007 to FY2016

Fiscal Year	Amount	Passengers[1]
2007	$203,810	81,524
2008	$2,040,775	816,310
2009	$2,326,147	930,459
2010	$2,313,793	925,517
2011	$2,088,312	835,325
2012	$1,947,248	778,899
2013	$1,977,770	791,108
2014	$2,240,210	896,084
2015	$2,032,375	812,950
2016	$2,141,633	856,653
Total	**$19,312,073**	**$7,724,829**

Source: Alaska Department of Revenue, Tax Division.
[1]Only includes passengers that pay CPV Excise Tax. Fiscal year disbursements are based on passenger numbers during the prior calendar year.

LEGISLATIVE APPROPRIATIONS

The Ketchikan Gateway Borough has not received legislative appropriations from the Commercial Vessel Passenger Tax Account.

CPV REVENUE EXPENDITURES

The Ketchikan Gateway Borough uses CPV revenue to cover the costs of delivering services and maintaining infrastructure for the benefit of the cruise

industry. The borough uses CPV revenue primarily for passenger safety and enhanced passenger services. Examples of expenditures include upgrades to the borough's transit system, rain and weather shelters, and passenger enhancement projects through the Ketchikan Visitors Bureau, pedestrian safety upgrades (i.e., walkway improvements and street crossing improvements), emergency services upgrades (i.e., locator beacons for trail use, emergency services response materials and equipment), and the Herring Cove Tourism Management Area Program, which manages visitor impacts in a rural sightseeing area.

CPV Revenue Expenditures FY2007 to FY2016

Category	Description	Expenditures
Harbor Infrastructure	Creek Street Trestle Berths I-III	$1,224,000
Harbor Infrastructure	Harbor View Sea Walk	$50,000
Other CPV Services	Administration fees	$1,160,000
Other CPV Services	Downtown neighborhood CPV planner	$693,718
Other CPV Services	Distribution/marketing plan	$186,266
Other CPV Services	A Fish Story	$160,000
Other CPV Services	An Art/Native Culture Story	$490,000
Other CPV Services	Deer Mountain Hatchery	$150,000
Other CPV Services	Hopkins Alley Revitalization Project	$230,450
Other CPV Services	Maritime education	$21,000
Other CPV Services	Ketchikan stories	$325,000
Other CPV Services	Saxman Dewitt Carving PI	$76,000
Other CPV Services	Saxman Dewitt Carving P2	$248,868
Other CPV Services	Saxman Totem restoration	$135,000
Other CPV Services	Sculpture "The Rock"	$100,000
Other CPV Services	St. John's sprinkler	$42,000
Other CPV Services	Rainbird Trail	$30,000
Other CPV Services	Walking tour signs	$4,000
Other CPV Services	Water Street pedestrian improvements	$138,000
Other CPV Services	Wayfinding signs	$26,000
Other CPV Services	Beautification	$899,912
Other CPV Services	Harbor View Park	$50,000
Other CPV Services	Historic resources Downtown/Newton survey and inventory	$15,000
Other CPV Services	Hole in the Wall Harbor	$199,781
Other CPV Services	Marquee rain canopy	$186,000
Other CPV Services	Aquatic Center	$110,000
Other CPV Services	Non-area wide library	$90,674
Other CPV Services	Recreation	$275,166
Other CPV Services	Flight simulator rent	$32,076
Other CPV Services	Ketchikan volunteer rescue squad	$175,569
Other CPV Services	Service areas (Fire Departments)	$957,713
Other CPV Services	Southern Southeast Emergency Training Center	$100,000
Other CPV Services	Herring Cove tourism management	$92,830
Other CPV Services	Seasonal code enforcement officer	$100,360
Other CPV Services	General Fund (other than Recreation and Transit)	$1,135,119
Other CPV Services	City Park restroom	$14,000
Other CPV Services	Public restrooms - First City Players	$500,000
Other CPV Services	SAN-I-PAK equipment	$200,000
Other CPV Services	Saxman Totem Row restroom	$80,000
Other CPV Services	Airport operations support	$1,758,068
Other CPV Services	Borough transit operations	$2,928,638
Other CPV Services	Transit bus match	$183,055
Other CPV Services	Transit bus painting	$44,000
Other CPV Services	Bus shelters	$100,000
Other CPV Services	Ketchikan Visitors Bureau	$1,875,800
Port Facilities	Berth I improvements	$156,000
Port Facilities	Berth IV dock improvements	$50,000
Port Facilities	Berth IV dock improvements	$204,000
Port Facilities	Drive down dock	$1,340,000
Port Facilities	Transportation worker credential	$27,000
Other CPV Services	McDowell Group CPV Impact Survey	$60,336
Other CPV Services	Renovate Museum restrooms (ADA accessible)	$235,750
Other CPV Services	Transit Vehicle Tracking System	$30,000
Other CPV Services	"Our Town" Magazine	$8,000
Total		**$19,705,149**

Sources: Ketchikan Gateway Borough and Alaska State Legislature, Division of Legislative Audit, Audit 04-30083-16.

Related Information

- McDowell Group. 2016. *Ketchikan Cruise Industry Surveys.*
- Ketchikan Gateway Borough. 2016. *CPV Fund.* (http://www.borough.ketchikan.ak.us/135/Economic-Development)

Contact

Dan Bockhorst
Borough Manager
Ketchikan Gateway Borough
907-228-6625
managersoffice@kgbak.us

CITY OF KODIAK

Home Rule City
2015 Population: 6,288
FY 2007 to FY 2016 CPV Excise Tax Revenue: $176,005

PROFILE

The City of Kodiak, located on Kodiak Island, is Alaska's largest island and the second largest island in the United States. Known as the Emerald Isle, Kodiak's verdant landscape and abundant outdoor opportunities make it a popular choice for nature enthusiasts. Commercial fishing accounts for about one-third of the local economy; Kodiak has Alaska's largest and most diversified fishing fleet including 700 home-ported commercial fishing vessels and 500 transient vessels. Kodiak is a renowned sport fishing destination that offers access to all five species of salmon, along with halibut, rockfish, cod, and trout.

Kodiak received 134 cruise ship port calls and more than 113,000 cruise passengers between 2007 and 2016. Cruise visitation peaked at 19,372 passengers during 2010. Cruise ships made 15 port calls and brought 15,208 visitors to Kodiak during 2016.

Kodiak Cruise Ship Visitors 2007 to 2016

Calendar Year	Ship Calls	Passengers
2007	7	4,709
2008	15	11,903
2009	20	10,235
2010	21	19,372
2011	15	14,715
2012	12	11,551
2013	7	3,231
2014	10	8,809
2015	12	13,559
2016	15	15,208
Total	**134**	**113,292**

Source: Cruise Line Agencies of Alaska.

PROJECTED NEEDS OF COMMUNITY

The City of Kodiak owns Pier 2, a multi-purpose, deep-draft dock, that serves cruise ships. When the city receives CPV Excise Tax revenue, it is deposited into a Cargo Enterprise Fund. The harbormaster and Discover Kodiak director recommend cruise ship facility needs to community leaders. Approved projects relating to cruise passenger movement, dock security, and safety are funded from the Cargo Enterprise Fund. The city plans to build a covered reception/security/restroom facility to accommodate passengers at Pier 2, but the project is currently unfunded.

Priority Projects for CPV Revenue

Category	Description
Port facilities	Port-related projects to improve safety, security, and usability of the cruise ship terminal
Port facilities	Planning, designing, and building a public restroom for Pier 2

Source: City of Kodiak.

CPV REVENUE DISTRIBUTION

When eligible ports of call, such as the City of Kodiak, are cities located in a borough, the city and the borough each receive $2.50 of each $5 passenger fee. Between FY2008 and FY2016, the City of Kodiak's portion of CPV revenue was $176,005. The highest distribution amount was $32,622 received in FY2012.

CPV Revenue Distribution FY2007 to FY2016

Fiscal Year	Amount	Passengers[1]
2007	-	-
2008	$5,102	2,041
2009	$24,778	9,911
2010	$25,487	10,195
2011	$15,762	6,305
2012	$32,622	13,049
2013	$23,473	9,389
2014	$4,600	1,840
2015	$13,925	5,570
2016	$30,255	12,102
Total	**$176,006**	**70,402**

Source: Alaska Department of Revenue, Tax Division.
[1]Only includes passengers that pay the CPV Excise Tax. Fiscal year disbursements are based on passenger numbers during the prior calendar year.

Legislative Grants

In addition to receiving shared CPV tax revenue, the City of Kodiak has received nearly $3 million since FY2009 in legislative appropriations from the Commercial Vessel Passenger Tax Account to provide cruise passengers with safe walking access from the dock to downtown. The pedestrian pathway was scaled back from original plans due to unforeseen construction complications. The most critical and expensive portion of the planned project was completed in October 2013. The remainder of the pathway, reception, and restroom project requires additional funding.

CPV-Related Legislative Grants

Fiscal Year	Project	Amount
2009	Cruise Ship/Pier II Master Plan	$250,000
2010	Pedestrian Improvements Between Cruise Ship Dock (Pier II) and Downtown	$700,000
2012	Pedestrian Pathway	$384,000
2012	Pier and Downtown Pedestrian Improvements	$1,600,000
Total		**$2,934,000**

Sources: Alaska Division of Community and Regional Affairs and Alaska State Legislature, Division of Legislative Audit, Audit 04-30083-16.

CPV Revenue Expenditures

Wide variations in the number of ship calls dramatically impact the amount of CPV revenue that the City of Kodiak receives. In general, the revenues are used for ship and passenger services. The City of Kodiak has pursued funds through the CPV tax appropriation process for infrastructure improvement projects relating to cruise ships.

CPV Revenue Expenditures FY2007 to FY2016

Category	Description	Expenditures
Other CPV Services	Direct services for ships and passengers including docking and cargo; safety, security, and traffic management; and dockside utilities	$176,005
Total		**$176,005**

Sources: City of Kodiak and Alaska State Legislature, Division of Legislative Audit, Audit 04-30083-16.

Related Information

- Dowl HKM. 2012. *Development Concept Plan for Shelikof Street/Jack Hinkel Way to Marine Way.*
- PND Engineers, Inc. 2010. *City of Kodiak Waterfront Master Plan.*

Contact

Kelly Mayes
Finance Director
City of Kodiak
907-486-8659
kmayes@city.kodiak.ak.us

KODIAK ISLAND BOROUGH

Second Class Borough
2015 Population: 13,819
FY2007 to FY2016 CPV Excise Tax Revenue: $176,005

PROFILE

Kodiak Island Borough is located on the western side of the Gulf of Alaska. It encompasses the largest island in Alaska, which is the second largest in the United States. Kodiak Island is known for the Kodiak brown bear and world-class sport fishing. Kodiak is one of the largest commercial fishing ports in the nation, hosting Alaska's largest and most diversified fishing fleet. Kodiak is also home to the largest United States Coast Guard Base and the first commercial rocket launch facility.

All cruise visitors to the Kodiak Island Borough utilize the port facilities at the City of Kodiak. Kodiak received 134 cruise ship port calls and more than 113,000 cruise passengers between 2007 and 2016. Cruise visitation peaked at 19,372 cruise visitors during 2010. Cruise ships made 15 port calls and carried a total of 15,208 visitors called during 2016.

Kodiak Cruise Ship Visitors 2007 to 2016

Calendar Year	Ship Calls	Passengers
2007	7	4,709
2008	15	11,903
2009	20	10,235
2010	21	19,372
2011	15	14,715
2012	12	11,551
2013	7	3,231
2014	10	8,809
2015	12	13,559
2016	15	15,208
Total	**134**	**113,292**

Source: Cruise Line Agencies of Alaska.

PROJECTED NEEDS OF COMMUNITY

Kodiak receives a relatively small portion of the Alaska cruise market and is interested in attracting more cruise ships. The Kodiak Island Borough works with Discover Kodiak to determine how CPV Excise Tax revenue can be used to attract and enhance cruise ship travel to the island.

CPV REVENUE DISTRIBUTION

When eligible ports of call, such as Kodiak, are cities located in a borough, the city and the borough each receive $2.50 of each $5 passenger fee. Between FY2008 and FY2016, the Kodiak Island Borough's portion of shared CPV revenue was $176,005. The highest distribution amount was $32,622 received in FY2012.

CPV Revenue Distribution FY2007 to FY2016

Fiscal Year	Amount	Passengers
2007	-	-
2008	$5,103	2,041
2009	$24,778	9,911
2010	$25,487	10,195
2011	$15,762	6,305
2012	$32,622	13,049
2013	$23,473	9,389
2014	$4,600	1,840
2015	$13,925	5,570
2016	$30,255	12,102
Total	**$176,0056**	**70,402**

Source: Alaska Department of Revenue, Tax Division.
[1]Only includes passengers that pay CPV Excise Tax. Fiscal year disbursements are based on passenger numbers during the prior calendar year.

LEGISLATIVE APPROPRIATIONS

The Kodiak Island Borough has not received legislative appropriations from the Commercial Vessel Passenger Tax Account.

CPV Revenue Expenditures

The Kodiak Island Borough's portion of shared CPV revenue is relatively small. Since the City of Kodiak owns and operates the port and harbor facilities, the borough uses its shared CPV revenue to attract and enhance cruise ship travel to the island.

CPV Revenue Expenditures FY2007 - FY2016		
Category	**Description**	**Expenditures**
Other CPV Services	Projects with Discover Kodiak and various museums	$176,005
Total		**$176,005**

Sources: Kodiak Island Borough and Alaska State Legislature, Division of Legislative Audit, Audit 04-30083-16.

Contact

Dora Cross
Finance Director
Kodiak Island Borough
907-486-9320
dcross@kodiakak.us

CITY OF SEWARD

Home Rule City
2015 Population: 2,740
FY2007 to FY2016 CPV Excise Tax Revenue: $3,260,861

PROFILE

The City of Seward, situated on Resurrection Bay on the east coast of the Kenai Peninsula, is 125 miles south of Anchorage and is the gateway to the Kenai Fjords National Park. Seward is a turnaround port for cross-gulf itineraries and the point of embarkation and disembarkation for many Alaska cruise vacations. Seward received 584 port calls and more than 1.5 million total cruise visitors between 2007 and 2016.

Seward Cruise Ship Visitors 2007 to 2016

Calendar Year	Ship Calls	Passengers
2007	56	156,014
2008	65	165,959
2009	70	163,056
2010	56	136,129
2011	54	132,779
2012	51	136,892
2013	50	125,183
2014	52	141,442
2015	64	183,124
2016	66	191,469
Total	**584**	**1,532,047**

Source: Cruise Line Agencies of Alaska.

PROJECTED NEEDS OF COMMUNITY

To help the city safely and efficiently host cruise ship passengers, the City of Seward administration considers improvements recommended by the city staff, cruise industry, cruise dock owners, and other local stakeholders. The Port and Commerce Advisory Board, Seward Chamber of Commerce, and other interested parties may provide input and suggestions. The city manager works with the city council to prioritize projects to be funded by shared CPV revenue. Use of CPV revenue is authorized via resolution approved by the Seward City Council.

Priority Projects for CPV Revenue

Category	Description
Other CPV Services	Shuttle bus service
Port Facilities	Cruise ship dock dredging
Port Facilities	Security float completion
Other CPV Services	Sidewalk from cruise ship dock to small boat harbor
Other CPV Services	Passenger corridor safety and aesthetic improvements
Other CPV Services	Cruise dock ambulance service
Port Facilities	Harbor float replacement
Other CPV Services	Cruise ship/dock fire fighting

Source: City of Seward.

CPV REVENUE DISTRIBUTION

When eligible ports of call, such as Seward, are cities located in a borough, the city and the borough each receive $2.50 of every $5 passenger fee. Since FY2007, Seward has received nearly $3.3 million in shared CPV revenue from the State of Alaska. The highest shared revenue distribution from the State of Alaska was $447,170 received during FY2016.

CPV Revenue Distribution FY2007 to FY2016

Fiscal Year	City Share	Passengers[1]
2007[2]	$16,222	6,489
2008[2]	$367,430	146,972
2009	$345,747	138,299
2010	$387,413	154,965
2011	$374,293	149,717
2012	$324,865	129,946
2013	$343,265	137,306
2014	$306,723	122,689
2015	$347,733	139,093
2016	$447,170	178,868
Total	**$3,260,861**	**1,304,344**

Source: Alaska Department of Revenue, Tax Division.
[1]Only includes passengers that pay CPV Excise Tax. Fiscal year disbursements are based on passenger numbers during the prior calendar year.
[2] First year revenue from calendar year 2007 was disbursed partially in FY2007 and the remainder during FY2008.

In addition to receiving shared CPV revenue directly from the State of Alaska, Seward has also received nearly $3.3 million in grants from the Kenai Peninsula

Borough between FY2007 and FY2016 after the borough assembly passed an ordinance making the borough's share of the CPV revenue available to Homer and Seward through a grant process. The ordinance stipulates that funds must be used for port and harbor improvements that benefit cruise ship passengers for purposes that comply with state law. Homer and Seward city managers submit letters to the Kenai Peninsula Borough mayor to request funding. The grant request specifies how the project meets the expenditure requirements established in state law.

Legislative Grants

In addition to shared CPV revenue, Seward received more than $7 million between FY2010 and FY2012 in legislative grants from the Commercial Vessel Passenger Tax Account for capital projects to upgrade commercial passenger vessel services and infrastructure.

CPV-Related Legislative Grants

Fiscal Year	Project	Amount
2010	Bus transportation for cruise ship passengers	$167,000
2010	Dredging cruise ship berthing basins and approaches	$2,508,000
2011	Commercial passenger vessel harbor security - Coast Guard building relocation	$300,000
2011	Security and fire protection for commercial passenger vessels	$2,000,000
2012	Cruise ship boardwalk expansion	$25,000
2012	Harbor restrooms improvements	$130,000
2012	Water storage tank	$1,992,000
Total		**$7,122,000**

Sources: Alaska Division of Community and Regional Affairs and Alaska State Legislature, Division of Legislative Audit, Audit 04-30083-16.

CPV Revenue Expenditures

The City of Seward uses CPV revenue for port and harbor infrastructure and passenger services. Plans for future projects include improved ambulance service to cruise ships, safety and aesthetic improvements to the cruise ship pedestrian walkway, and cruise terminal amenities.

CPV Revenue Expenditures FY2007 - FY2016

Category	Description	Expenditures
Harbor Infrastructure	Harbor breakwater	$969,000
Other CPV Services	Ambulance service	$110,000
Other CPV Services	Fire boat outboards	$50,000
Other CPV Services	Security float for response vessels	$163,000
Other CPV Services	United States Coast Guard relocation	$333,000
Other CPV Services	Water storage tank (fire safety)	$98,000
Other CPV Services	Harbor restroom improvement	$43,000
Other CPV Services	Bus transportation	$611,000
Port Facilities	Cruise ship terminal	$201,000
Port Facilities	Dock dredging	$702,000
Port Facilities	Float replacement	$1,859,000
Total		**$5,139,000**

Sources: City of Seward and Alaska State Legislature, Division of Legislative Audit, Audit 04-30083-16.

Related Information

- City of Seward. 2005. *2020 Comprehensive Plan.* (www.cityofseward.us/DocumentCenter/View/391 www.cityofseward.us/DocumentCenter/View/392 www.cityofseward.us/DocumentCenter/View/590)
- City of Seward. Resolution 2016-65 2017. City Legislative Priorities.
  City of Seward. Resolution 2016-66 2017. State Legislative Priorities.
  City of Seward. Resolution 2016-67 2017. Federal Legislative Priorities.
- City of Seward. 2016. *Seward Shuttle Schedule.* (www.cityofseward.us/DocumentCenter/View/2861)
- City of Seward. 2014. *Seward Small Boat Harbor Plan.* (www.cityofseward.us/DocumentCenter/View/2119)

Contact

James Hunt
City Manager
City of Seward
907-224-4012
jhunt@cityofseward.net

CITY AND BOROUGH OF SITKA

Unified Home Rule Municipality
2015 Population: 8,929
FY2007 to FY2016 CPV Excise Tax Revenue: $5,501,170

PROFILE

The City and Borough of Sitka includes most of Baranof Island, South Chichagof Island and many smaller islands. Most residents live on Sitka Sound facing the Pacific Ocean and surrounded by the Tongass National Forest. The city has picturesque remnants of its Russian heritage; Tlingit culture is also deeply rooted in this small seaside city. Long before Russians or Americans inhabited the area, Tlingits made this area their home.

Sitka received more than 1,700 cruise ship port calls and 1.56 million passengers between 2007 and 2016. In 2016, several new cruise ships and nearly 123,000 cruise passengers visited Sitka. Holland America Line used the Old Sitka Dock instead of anchoring in the Eastern Channel and lightering passengers to town. The decision increased passenger visits and longer time spent in town.

A robust increase in passengers is expected in 2017, with 130 vessels that will carry 165,566 passengers. The increase is largely due to Celebrity Cruise Lines making six calls to Sitka in 2017 with 12,600 potential passengers.

Sitka Cruise Ship Visitors 2007 to 2016

Calendar Year	Ship Calls	Passengers
2007	261	233,936
2008	317	289,753
2009	234	224,335
2010	179	144,383
2011	139	129,380
2012	116	110,714
2013	96	99,920
2014	112	90,182
2015	118	117,546
2016	137	122,944
Total	**1,709**	**1,563,093**

Source: Cruise Line Agencies of Alaska. Estimates do not include Un-cruise Adventures or Alaskan Dream Cruises.

PROJECTED NEEDS OF COMMUNITY

The City and Borough of Sitka established a Marine Passenger Fund to accept proceeds of the CPV Excise Tax revenue from the State of Alaska. City and Borough Ordinance No. 2016-32 clarified and streamlined fund administration and stipulated that the assembly appropriate fund proceeds to "address impacts caused by the marine passenger ship industry in full compliance with all state and federal regulations governing the use of these funds."

Sitka anticipates increasing cruise passenger numbers over the next five years resulting from cruise itinerary changes and passenger demand for variety in Alaska cruise destinations. More passengers will result in increased demand on municipal resources to provide visitor safety and facilitate cruise passenger visits.

Priority Projects for CPV Revenue

Category	Description
Other CPV Services	Centennial Hall upgrade
Other CPV Services	Yearly passenger services expenses
Other CPV Services	Sea walk extension to facilitate passenger safety and access to attractions.
Other CPV Services	Transportation from bus loading facility to West Lincoln Street
Other CPV Services	Lincoln Street improvements

Source: City and Borough of Sitka.

Key future needs include extending the Sitka Sea Walk to facilitate safe walking access to the western end of Lincoln Street to allow passengers to visit merchants and attractions such as the Alaska Native Brotherhood Hall, Sheet'ka Kwaan Naa Kahidi Community House, Old Russian Cemetery and Blockhouse, and Alaska Pioneer Home gardens. Transportation options are needed to assist passengers with transit from the bus loading facility to locations on West Lincoln Street. This is important to assist visitors with mobility concerns who may not be able to access West Lincoln Street attractions via the sea walk extension.

Lincoln Street is the primary economic center for the cruise industry in Sitka. The Lincoln Street improvement project would replace aging and failing asphalt, curb, gutter, and sidewalk along the central business district of Lincoln Street from Harbor Way to Lake Street with new hardscape. Improvements would replace non-conforming wheelchair ramps with Americans with

Disabilities Act wheelchair ramps and enhanced pavement crosswalks. These improvements will support visitor activities within Sitka's downtown core commercial district by improving the visitor experience and enhancing pedestrian safety.

CPV Revenue Distribution

The City and Borough of Sitka received approximately $5.5 million in shared revenue between FY2007 and FY2016. The city's largest distribution was $1,359,039 during FY2009.

CPV Revenue Distribution		
Fiscal Year	**Amount**	**Passengers[1]**
2007[2]	$103,325	20,665
2008[2]	$1,025,670	205,134
2009	$1,359,030	271,806
2010	$1,078,480	215,696
2011	$706,505	141,301
2012	$414,130	82,826
2013	$135,355	27,071
2014	$302,985	60,597
2015	$157,340	31,468
2016	$218,350	43,670
Total	**$5,501,170**	**1,000,234**

Source: Alaska Department of Revenue, Tax Division.
[1]Only includes passengers that pay CPV tax. Fiscal year disbursements are based on passenger numbers during the prior calendar year.
[2]First year revenue from calendar year 2007 was disbursed partially in FY2007 and the remainder during FY2008

Legislative Grants

Sitka received nearly $14 million between FY2010 and FY2015 in legislative grants from the Commercial Vessel Passenger Tax Account. The grants have funded harbor infrastructure and Centennial Hall reconstruction.

CPV-Related Legislative Grants		
Fiscal Year	**Project**	**Amount**
2010	CPV lightering facility improvements	$2,000,000
2011	CPV facilities and visitor improvements	$4,500,000
2011	Crescent Harbor sidewalk widening	$1,000,000
2012	Commercial passenger vessel and visitor facility improvements	$3,000,000
2015	Commercial passenger vessel and visitor facility improvements	$3,300,000
Total		**$13,800,000**

Sources: Alaska Division of Community and Regional Affairs and Alaska State Legislature, Division of Legislative Audit, Audit 04-30083-16.

CPV Revenue Expenditures

The City and Borough of Sitka spends shared CPV revenue primarily on passenger services. During FY2016, Sitka received $218,350 in shared CPV revenue. Sitka spent $69,237.67 to facilitate CPV visitor safety and access (transport passengers by bus from Old Sitka Dock to downtown; provide security at the lightering dock gangway, and support security-related telephone charges).

CPV Revenue Expenditures FY2007 to FY2016		
Category	**Description**	**Expenditures**
Harbor Infrastructure	Harbor Fund	$366,000
Other CPV Services	Advertising	$7,000
Other CPV Services	Building repair	$8,000
Other CPV Services	Contracted services	$554,000
Other CPV Services	Equipment rentals	$8,000
Other CPV Services	Interdepartmental Services	$42,000
Other CPV Services	Telephone	$14,000
Other CPV Services	Tools and small equipment	$5,000
Other CPV Services	Maintenance Fund	$14,000
Other CPV Services	General Fund	$1,019,000
Other CPV Services	IT Fund	$18,000
Other CPV Services	Capital Projects (Centennial Hall)	$1,456,000
Other CPV Services	Bus transportation - Old Sitka Dock to downtown	$50,000
Other CPV Services	Security personnel at lightering dock gangway	$18,048
Other CPV Services	Security-related telephone charges	$1,190
Total		**$3,580,238**

Sources: City and Borough of Sitka and Alaska State Legislature, Division of Legislative Audit, Audit 04-30083-16.

Related Information

- City and Borough of Sitka. 2016. *Municipal Code Chapter 4.05 Establishing a Marine Passenger Fee Fund.* (www.codepublishing.com/AK/Sitka/ords/ORD%202016-32.pdf)
- MRV Architects, Jones and Jones, McDowell Group. 2010. *Sitka Passenger Fee Fund Implementation Plan.*

Contact

Mark Gorman
Municipal Administrator
City and Borough of Sitka
907-747-1808
mark.gorman@cityofsitka.org

MUNICIPALITY OF SKAGWAY

First Class Borough
2015 Population: 1,040
FY2007 to FY2016 CPV Excise Tax Revenue: $34,578,520

PROFILE

Skagway is located 90 miles northeast of Juneau at the northern end of Lynn Canal. As a visitor destination, Skagway is ideally located as cruise ship port, a transfer site for rail and interior bus tours, and a link on the highway system and the Alaska Marine Highway. The Klondike Gold Rush Historical Park and White Pass and Yukon Railroad are major attractions.

Skagway received nearly 4,000 cruise ship port calls and more than 7.8 million passengers between 2007 and 2016. Passenger volume peaked at 821,874 visitors during 2013, achieving the city's highest visitation numbers since 2007. Cruise ship traffic has been relatively stable in recent years, with a slight increase expected in the future.

Skagway Cruise Ship Visitors 2007 to 2016

Calendar Year	Ship Calls	Passengers
2007	486	820,829
2008	466	781,676
2009	424	785,034
2010	370	697,060
2011	345	708,981
2012	355	755,681
2013	388	821,874
2014	396	819,239
2015	380	815,541
2016	362	817,308
Total	**3,972**	**7,823,223**

Source: Cruise Line Agencies of Alaska. Estimates do not include Un-cruise Adventures or Alaskan Dream Cruises.

PROJECTED NEEDS OF COMMUNITY

In 2008, Skagway commissioned a study to quantify cruise ship visitor impacts on municipal services and facilities. Municipal department directors identified impacts such as (1) increased staffing levels and facility hours, (2) increased demand for municipal utilities, (3) increased emergency and non-emergency call volume for public safety departments, (4) increased demand for permits and inspections, (5) increased pedestrian and vehicular congestion, and (6) increased public restroom and other facility maintenance. Skagway uses CPV revenue to pay for municipal services or facilities that benefit cruise ship visitors: fire, police, and public works departments and facilities (e.g., civic center, museum, library, and health center). In addition to identifying passenger service needs, the *Skagway 2020 Comprehensive Plan* identifies port infrastructure and passenger services projects. Municipal leaders reported no change to the process as of FY2016.

Priority Projects for CPV Revenue

Category	Description
Port Infrastructure	Port gateway project
Port Infrastructure and Other CPV Services	Public safety building
Port Infrastructure	Floating dock
Other CPV Services	Additional well and water tank to improve water delivery system when cruise ships are in town.

Source: Municipality of Skagway.

CPV REVENUE DISTRIBUTION

The Municipality of Skagway received more than $34 million in CPV shared revenue between FY2007 and FY2016. The highest distribution was $4.06 million received during FY2014.

CPV Revenue Distribution FY2007 to FY2016

Fiscal Year	Amount	Passengers[1]
2007[2]	$339,855	67,971
2008[2]	$3,717,410	743,482
2009	$3,862,970	772,594
2010	$3,904,825	780,965
2011	$3,455,540	691,108
2012	$3,470,720	694,144
2013	$3,728,105	745,621
2014	$4,062,215	812,443
2015	$4,008,335	801,667
2016	$4,028,545	805,709
Total	**$34,578,520**	**6,915,704**

Source: Alaska Department of Revenue, Tax Division.
[1]Only includes passengers that pay CPV Excise Tax. Fiscal year disbursements are based on passenger numbers during the prior calendar year.
[2]First year revenue from calendar year 2007 was disbursed partially in FY2007 and the remainder during FY2008.

Legislative Grants

In addition to receiving shared CPV revenue, Skagway received more than $10 million in legislative grants from the Commercial Vessel Passenger Tax Account.

CPV-Related Legislative Grants		
Fiscal Year	**Project**	**Amount**
2009	Seawalk Intermodal Cruise Ship Access Project	$2,000,000
2010	Municipal wastewater treatment facility improvements	$2,500,000
2011	Commercial passenger vessel lightering and harbor improvements	$4,000,000
2011	Municipal wastewater treatment facility improvements	$800,000
2015	Float extension to serve cruise passenger vessels	$800,000
Total		**$10,100,000**

Sources: Alaska Division of Community and Regional Affairs and Alaska State Legislature, Division of Legislative Audit, Audit 04-30083-16.

Revenue Expenditures

To date, the Municipality of Skagway has used approximately half of its shared CPV revenue for port infrastructure and passenger services. The municipality plans to use remaining CPV revenue for future port development, as well as engineering and construction of a public safety building.

CPV Revenue Expenditures FY2007 to FY2016		
Category	**Description**	**Expenditures**
Harbor Infrastructure	Seawalk/wave barrier	$3,009,351
Harbor Infrastructure	Small Boat Harbor maintenance building	$218,240
Harbor Infrastructure	Small Boat Harbor master plan	$25,000
Harbor Infrastructure	Small Boat Harbor upgrades	$420,242
Other CPV Services	7th pasture dike	$4,500
Other CPV Services	AB Hall Improvements	$10,000
Other CPV Services	Bear-proof garbage lids	$11,322
Other CPV Services	Bicycle racks	$9,732
Other CPV Services	Booster station	$177,628
Other CPV Services	Cemetery improvements	$7,987
Other CPV Services	Dock security/signage	$14,806
Other CPV Services	Dyea improvements	$107,755
Other CPV Services	Fire Department OSHA	$52,932
Other CPV Services	Fire Department water tank building	$12,810
Other CPV Services	Fire training facility	$17,451
Other CPV Services	Incinerator repairs	$470,932
Other CPV Services	924-K loader	$190,537
Other CPV Services	Library expansion/parking	$11,166
Other CPV Services	Museum collection	$48,135
Other CPV Services	Playground equipment	$228,900
Other CPV Services	Public Safety Engineering	$702,595
Other CPV Services	Rapuzzi Collection	$93,502
Other CPV Services	Recreation Center entry	$178,995
Other CPV Services	Recreation Center expansion	$28,176
Other CPV Services	Recreation Center improvements	$195,471
Other CPV Services	Redwood water tank	$64,245
Other CPV Services	Rural fire suppression	$488
Other CPV Services	Street light LED conversion	$58,407
Other CPV Services	Street maintenance	$285,490
Other CPV Services	Trail maintenance	$5,490
Other CPV Services	TWIC equipment	$17,247
Other CPV Services	Upper Dewey Lake Trail	$9,709
Other CPV Services	Water well exploration	$66,690
Other CPV Services	WWTP upgrades	$75,000
Other CPV Services	Transfers to General	$10,758,333
Other CPV Services	Transfers to Garbage	$1,081,455
Other CPV Services	Transfers to Tourism	$30,350
Other CPV Services	Transfers to Water/Sewer	$1,522,324
Total Expenditures		**$20,223,396**

Sources: Municipality of Skagway and Alaska State Legislature, Division of Legislative Audit, Audit 04-30083-16.

Related Information

- Blasco, Robert P. and Van Altvorst, James A. 2008. *Allocating Commercial Passenger Vessel Excise Tax Revenues.*
- Sheinberg Associates. 2009. *Municipality of Skagway 2020 Comprehensive Plan.*

Contact

Scott Hahn, Borough Manager
Heather Rodig, Borough Treasurer
Municipality of Skagway
907-983-2297
h.rodig@skagway.org

CITY OF UNALASKA

1st Class City, Unorganized Borough
2015 Population: 4,605
FY2007 to FY2016 CPV Excise Tax Revenue: $30,020

PROFILE

Located approximately 900 miles southwest of Anchorage along the Aleutian Island chain, Unalaska sits in the heart of the North Pacific and Bering Sea fisheries and is home to the Port of Dutch Harbor. As the only natural deep-water port in Western Alaska, it has been significant since the 18th century when the Russian fur traders first sailed here.

Unalaska received 71 cruise ship calls and more than 24,000 passengers between 2007 and 2016. Historically, the majority of vessels calling at the Port of Dutch Harbor have not carried enough passengers to subject them to the CPV Excise Tax. The port received approximately one to two ships a year that carried more than 250 passengers. During 2016, vessels carrying more than 250 passengers made six port calls; three of the vessels (i.e., Crystal Serenity, Millennium, and Volendam) exceeded 1,000 passengers. Cruise visitation during 2016 reached a decade high of more than 6,500 passengers.

Unalaska Cruise Ship Visitors 2007 to 2016

Calendar Year	Ship Calls	Passengers
2007	9	2,534
2008	6	709
2009	14	3,398
2010	4	956
2011	3	707
2012	3	1,371
2013	6	1,285
2014	8	2,652
2015	8	4,112
2016	10	6,526
Total	**71**	**24,250**

Source: Cruise Line Agencies of Alaska.

PROJECTED NEEDS OF COMMUNITY

Although the City of Unalaska receives a relatively small share of the CPV revenue, the *Unalaska Comprehensive Plan 2020* identifies a need for better facilities to accommodate cruise ships. Priority projects include improvements to the Unalaska Marine Center dock and completing pedestrian pathways for cruise visitors.

Priority Projects for CPV Revenue

Category	Description
Port Facilities	Unalaska Marine Center Dock Improvements Project ($40 M)
Port Facilities	S Curves Pathway Project ($1 M)

Source: City of Unalaska.

CPV REVENUE DISTRIBUTION

The City of Unalaska has received $30,000 in CPV revenue between FY2007 and FY2016. The highest distribution was $8,155 received during FY2016.

CPV Revenue Distribution FY2007 to FY2016

Fiscal Year	Amount	Passengers[1]
2007	-	-
2008	-	-
2009	-	-
2010	$7,620	1,524
2011	$3,000	600
2012	$1,310	262
2013	$4,120	824
2014	$4,165	833
2015	$1,650	330
2016	$8,155	1,631
Total	**$30,020**	**6,004**

Source: Alaska Department of Revenue, Tax Division.
[1]Only includes passengers that pay CPV Excise Tax. Fiscal year disbursements are based on passenger numbers during the prior calendar year.

LEGISLATIVE APPROPRIATIONS

Unalaska has not received legislative appropriations from the commercial Vessel Passenger Tax Account for cruise ship port and harbor infrastructure.

CPV Revenue Expenditures

The amount of shared revenue the city receives is insufficient to undertake large scale projects. The city uses CPV revenue to augment funding for city services to cruise ship visitors.

CPV Revenue Expenditures FY2007 to FY2016		
Category	**Description**	**Expenditures**
Other CPV Services	Operating Costs - Admin Assistant II – General Billing	$30,020
Total		**$30,020**

Sources: City of Unalaska and Alaska State Legislature, Division of Legislative Audit, Audit 04-30083-16.

Related Information

- City of Unalaska. 2011. *Unalaska Comprehensive Plan 2020*.

Contact

Erin Reindeers
Assistant City Manager
City of Unalaska
907-581-1252
ereinders@ci.unalaska.ak.us

CITY OF VALDEZ

Home Rule City
2015 Population: 4,011
FY2007 to FY2016 CPV Excise Tax Revenue: $65,335

PROFILE

The City of Valdez is located on the north shore of Port Valdez, a deep water fjord in Prince William Sound. It is 305 road miles from Anchorage and 364 road miles south of Fairbanks at the southern terminus of the Trans Alaska Pipeline System. Valdez is an important seaport with a major cargo and container facility. Commercial fishing has also been a key component of the economy. Valdez is surrounded by some of the world's tallest coastal mountains and offers convenient access to the Columbia Glacier, a popular day trip destination. Valdez also has a strong trail system with 33 miles of trails and four trailheads within less than one mile of the cruise ship dock.

Valdez Cruise Ship Visitors 2007 to 2016

Calendar Year	Ship Calls	Passengers
2007	-	-
2008	9	5,553
2009	11	6,367
2010	1	469
2011	1	332
2012	-	-
2013	1	382
2014	-	-
2015	-	-
2016	-	-
Total	**23**	**13,102**

Source: Cruise Line Agencies of Alaska.

Since 2007, Valdez has received 23 cruise ships and approximately 13,000 visitors. Beginning with the 2004 cruise season, Celebrity Cruises stopped port calls in Valdez after adding Icy Strait Point to its itinerary. Princess Cruises visited Valdez in 2008 and 2009, but reduced statewide capacity during 2010. The reduction primarily impacted cross-gulf itineraries and communities like Valdez. No cruise ships visited Valdez between 2014 and 2016. No cruise ships are scheduled to visit Valdez during 2017.

PROJECTED NEEDS OF COMMUNITY

Following a steep decline in cruise ship traffic in the early 2000s, Valdez commissioned a study of the cruise industry and how it viewed the community. The study identified a list of priority actions necessary to strengthen the existing visitor industry. These actions included the following:

- move cruise ship berth downtown
- expand small boat harbor
- develop tour packages and excursions
- improve city dock and uplands for better access to downtown area
- revitalize downtown physical appearance and business retail
- coordinate local attractions and events
- develop and connect trails and parks
- design and construct a multi-agency facility, including a natural history museum
- enhance sport fishing opportunities, and
- leverage special events and festivals to market Valdez Civic and Convention Center.

The City of Valdez developed the *Old City Dock Master Plan* to address the priorites identified in the study and secured funding from a variety of federal, state, and local sources. The community's top priorities were to move the cruise ship berth downtown and improve the city dock and uplands for better access to the downtown area.

Priority Projects for CPV Revenuef

Category	Description
Port Facilities	Move cruise ship berth downtown.
Port Facilities	Improve city dock and uplands for better access to downtown area.
Passenger Services	Develop an interpretive center.

Source: City of Valdez.

Revenue Distribution

Between FY2007 and FY2016, the City of Valdez received $65,353 in CPV revenue. The highest distribution amount was $31,730 received in FY2009.

CPV Revenue Distribution		
Fiscal Year	**Amount**	**Passengers[1]**
2007	-	-
2008	-	-
2009	$28,355	5,671
2010	$31,730	6,346
2011	$2,335	467
2012	$1,650	330
2013	-	-
2014	$1,265	253
2015	-	-
2016	-	-
Total	**$65,335**	**13,067**

Source: Alaska Department of Revenue, Tax Division.

[1]Only includes passengers that pay CPV Excise Tax. Fiscal year disbursements are based on passenger numbers during the prior calendar year.

Legislative Grants

In addition to receiving shared CPV tax revenue, the City of Valdez received nearly $6 million in legislative grants from the Commercial Vessel Passenger Tax Account. The grants paid for cruise ship dock renovation, uplands repair, and an information and interpretive center.

CPV-Related Legislative Grants		
Fiscal Year	**Project**	**Amount**
2009	Cruise Ship Dock Renovation and Uplands Repair	$1,675,000
2010	Dock Improvements	$3,325,000
2010	City Dock Information and Interpretative Center	$800,000
Total		**$5,800,000**

Sources: Alaska Division of Community and Regional Affairs and Alaska State Legislature, Division of Legislative Audit, Audit 04-30083-16.

CPV Revenue Expenditures

The amount of shared CPV revenue the City of Valdez receives is minimal, so the city has used it to offset general funds invested in the city's waterfront revitalization efforts.

CPV Revenue Expenditures FY2007 to FY2015		
Category	**Description**	**Expenditures**
Other CPV Services	Picnic tables	$6,000
Other CPV Services	Flowers	$1,000
Other CPV Services	Landscaping mulch	$1,000
Other CPV Services	Benches	$19,000
Other CPV Services	Pennants	$3,000
Other CPV Services	Signs and welcome banners	$1,000
Port Facilities	Kelsey Dock Decking	$28,000
Port Facilities	Kelsey Dock sea floor soundings and uplands building steel fish in waves art sculpture	$5,000
Port Facilities	Kelsey dock piling caps and jersey barrier chains	$1,000
Total		**$65,000**

Source: City of Valdez and Alaska State Legislature, Division of Legislative Audit, Audit 04-30083-16.

Related Information

- PND Engineers, Inc. (2007). *Valdez Waterfront Development Master Plan.*

Contact

Lisa Von Bargen
Economic Development Director
City of Valdez
907-834-3425
lvonbargen@ci.valdez.ak.us

CITY OF WHITTIER

Second Class City
2015 Population: 253
FY2007 to FY2016 CPV Excise Tax Revenue: $7,777,775

PROFILE

Whittier is on the southeast shore of the Kenai Peninsula, at the head of Passage Canal in Prince William Sound, about 60 miles southeast of Anchorage. The U.S. Army constructed a port and a railroad terminus in Whittier to transport fuel and supplies into Alaska during World War II. A railroad spur and two tunnels were completed during 1943. One rail tunnel was adapted to accommodate both rail and highway vehicles during 2000. Tours, charters, and sportfishing in Prince William Sound attract seasonal visitors.

Whittier Cruise Ship Visitors 2007 to 2016

Calendar Year	Ship Calls	Passengers
2007	96	225,071
2008	80	220,117
2009	80	212,598
2010	48	126,866
2011	29	130,312
2012	36	170,758
2013	45	202,336
2014	35	162,002
2015	36	146,528
2016	29	129,894
Total	**514**	**1,726,482**

Source: Cruise Line Agencies of Alaska.

Like Seward, Whittier is a primary transfer or destination port for cross-gulf cruises. The ships call at Whittier because of its proximity to Anchorage and destinations throughout Southcentral Alaska. Between 2007 and 2016, Whittier received more than 500 cruise ship calls and more than 1.7 million passengers. Declines in cruise visitation since 2010 are primarily due to the loss of the Carnival Spirit, which carried about 35,000 cruise visitors to and from Whittier each year between 2005 and 2009. Cruise port calls during 2013 increased to 45, but returned to 2011 levels of 29 port calls during 2016.

PROJECTED NEEDS OF COMMUNITY

Cruise ships stop several times a week at a floating dock and embarkation building owned by privately-owned Whittier Dock Enterprises LLC. The dock and building can accommodate a single cruise ship visit each day. The Alaska Railroad owns the facilities where passengers are transferred between the cruise and the rail lines. Since the cruise ship docking facilities are privately owned, the City of Whittier's goals for expending shared CPV revenue are to (1) provide a safe environment for cruise ship passengers and pedestrians, and (2) enhance opportunities for cruise ship visitors to patronize local businesses and charters. Improvements to public safety are required to meet the first goal, and improvements to the harbor district are needed to achieve the second goal.

The Whittier City Council established a Commercial Vessel Passenger Special Revenue Fund to receive shared revenue from the state. The city planning commission has engaged the public in the discussion on expending shared CPV funds and has served as the working group that reviews, evaluates, and recommends projects for CPV funding. The Whittier Port and Harbor Commission also submits capital improvement recommendations to the city council. Through its budgetary authority, the city council appropriates CPV funds for expenditure.

Priority Projects for CPV Revenue

Category	Description
Other CPV Services	Visitor center
Other CPV Services	Covered walkways/boardwalks
Other CPV Services	Enclosed rest areas, benches, and additional restrooms
Harbor Infrastructure	Harbor float replacement
Other CPV Services	Public Safety Building Construction

Sources: City of Whittier, Planning Commission, Port and Harbor Commission, and Whittier City Council.

Shared CPV Revenue Distribution

Between FY2007 and FY2016, the City of Whittier received a nearly $7.8 million in CPV revenue. The highest distribution was $1,059,970 in FY2008.

CPV Shared Revenue Distribution FY2007 - FY2016		
Fiscal Year	**Amount**	**Passengers[1]**
2007[2]	$44,840	8,968
2008[2]	$1,059,970	211,994
2009	$1,001,985	200,397
2010	$1,045,550	209,110
2011	$695,790	139,158
2012	$637,265	127,453
2013	$828,865	165,773
2014	$950,635	190,127
2015	$791,550	158,310
2016	$721,325	144,265
Total	**$7,777,775**	**1,555,555**

Source: Alaska Department of Revenue, Tax Division.

[1]Only includes passengers that pay CPV Excise Tax. Fiscal year disbursements are based on passenger numbers during the prior calendar year.

[2]First year revenue from calendar year 2007 was disbursed partially in FY2007 and the remainder during FY2008.

Legislative Grants

In addition to receiving CPV revenue, the City of Whittier received $325,000 in FY2010 in a legislative appropriation from the Commercial Vessel Passenger Tax Account.

CPV-Related Legislative Grants		
Fiscal Year	**Project**	**Amount**
2010	Railroad Station Improvements	$325,000
Total		**$325,000**

Sources: Alaska Division of Community and Regional Affairs and Alaska State Legislature, Division of Legislative Audit, Audit 04-30083-16.

Shared CPV Revenue Expenditures

In general, the City of Whittier uses CPV revenues for harbor infrastructure and passenger services, primarily public safety. These services include hiring seasonal paramedics, police officers, and fire protection, along with maintaining vehicles for police, fire and ambulance, which far exceed the needs of the community alone.

Shared CPV Revenue Expenditures FY2007 - FY2016		
Category	**Description**	**Expenditures**
Harbor infrastructure	EDA 070105881 - Harbor Project	$172,000
Harbor infrastructure	Emergency harbor repairs	$65,000
Harbor infrastructure	Harbor float replacement	$336,000
Harbor infrastructure	Harbor Project	$234,000
Harbor infrastructure	Public Facilities' Harbor Facility Grant Program	$2,000,000
Harbor infrastructure	Transfer to COOP 10-037 matching portion	$71,000
Harbor Infrastructure	Request for Proposal Ad - Public Facilities' Harbor Facility Grant Program	$1,000
Other CPV Services	Whittier Museum Association contribution	$55,000
Other CPV Services	Bear proof trash cans - Harbor Project	$11,000
Other CPV Services	Whittier Creek levee emergency watershed protection	$6,000
Harbor Infrastructure	Harbor Triangle Area Gazebo construction	$12,000
Other CPV Services	Public Safety - Emergency medical services equipment purchase	$43,000
Other CPV Services	Public Safety - ambulance purchase	$19,000
Other CPV Services	Public Safety - P-12 roof survey	$29,000
Other CPV Services	Public Safety - vehicle purchase	$23,000
Other CPV Services	Public Safety - Transfer to Police, Emergency Medical Services, Fire	$1,169,000
Other CPV Services	Public Safety - building construction[1]	$1,492,217
Harbor infrastructure	Harbor float replacement (2017)	$1,500,000
Other CPV Services	Public Safety - Cruise Dock security cameras	$30,000
Total		**$7,268,217**

Sources: City of Whittier and Alaska State Legislature, Division of Legislative Audit, Audit 04-30083-16.

[1]Total project budget is $2,500,000

Related Information

- City of Whittier. 2012. *Whittier Comprehensive Plan Update.*

Contact

Mark Lynch
City Manager
City of Whittier
907-472-2327
citymanager@whittieralaska.gov

CITY AND BOROUGH OF WRANGELL

Unified Home Rule Borough
2015 Population: 2,442
FY2007 to FY2016 CPV Excise Tax Revenue: $154,085

PROFILE

The City and Borough of Wrangell lies on the northwest tip of Wrangell Island near the mouth of the Stikine River, a historic trade route to the Canadian Interior. Wrangell's economy is based on commercial fishing, tourism, and the marine service and repair industry. The Stikine River and surrounding area attract visitors who engage in fishing, wildlife and glacier viewing, and jetboating and kayaking adventure tours. Nearby Anan Wildlife Observatory is famous for black and brown bear viewing.

Wrangell received 158 cruise ship port calls and nearly 50,000 passengers between 2007 and 2016. Wrangell is currently a destination for small and medium-sized cruise ships. Large cruise ships have not visited Wrangell since Norwegian Cruise Lines repositioned one of the company's Alaska ships to Hawaii during 2006.

Wrangell Cruise Ship Visitors 2007 to 2016

Calendar Year	Ship Calls	Passengers
2007	34	5,192
2008	24	4,002
2009	14	3,842
2010	29	3,869
2011	8	4,719
2012	3	678
2013	12	6,417
2014	10	5,171
2015	12	7,471
2016	12	7,926
Total	**158**	**49,287**

Source: Cruise Line Agencies of Alaska (CLAA). Data do not include Un-cruise Adventures or Alaskan Dream Cruises.

PROJECTED NEEDS OF COMMUNITY

Despite declining large ship cruise visitor numbers since 2004, smaller cruise vessels stopping in Wrangell have remained steady. The *City and Borough of Wrangell's Comprehensive Plan* indicates residents are interested in attracting one to two large cruise ships per week. Priority actions include strengthening pedestrian connections from the cruise ship dock to the Nolan Center and Shakes Island (safe crosswalks, wider sidewalks, maps, waterfront access, boardwalk, and interpretive signs); improving access to trailheads; and extending trails. An analysis of Wrangell as a cruise ship destination showed that the downtown dock is properly equipped to handle Panamax-size cruise ships, with very good access to and from the dock for arriving and departing cruise ships. The analysis identified downtown revitalization and improving Wrangell's physical presentation as primary actions to strengthen Wrangell's viability as a cruise destination.

Currently, city economic development staff, the Wrangell Port Commission, and the Wrangell Convention and Visitor Bureau recommend projects to be funded by the CPV Excise Tax.

Priority Projects for CPV Revenue

Category	Description
Other CPV Services	Street banners, information kiosk, benches, and pocket park near cruise ship dock
Other CPV Services	Waterfront access near Cruise Ship Dock and Nolan Center
Other CPV Services	Access to, or extensions of, trails utilized by cruise passengers

Source: City and Borough of Wrangell.

CPV REVENUE DISTRIBUTION

The City and Borough of Wrangell received more than $150,000 in CPV revenue between FY2007 and FY2016. The highest distribution was $38,845 received in FY2016.

CPV Revenue Distribution FY2007 to FY2016		
Fiscal Year	**Amount**	**Passengers[1]**
2007	-	-
2008	-	-
2009	$9,975	1,995
2010	$26,180	5,236
2011	$2,510	502
2012	$19,350	3,870
2013	$1,730	346
2014	$31,430	6,286
2015	$24,065	4,813
2016	$38,845	7,769
Total	**$154,085**	**30,817**

Source: Alaska Department of Revenue, Tax Division.
[1]Only includes passengers that pay CPV Excise Tax. Fiscal year disbursements are based on passenger numbers during the prior calendar year.

Legislative Grants

In addition to receiving shared CPV revenue, the City and Borough of Wrangell received just over $6 million in legislative grants from the Commercial Vessel Passenger Tax Account.

CPV-Related Legislative Grants		
Fiscal Year	**Project**	**Amount**
2010	Marine passenger service center	$2,500,000
2010	Stikine Avenue sidewalk extension/ Front Street	$390,000
2011	Commercial passenger vessel facility	$3,250,000
2011	Waterfront master plan	$75,000
Total		**$6,215,000**

Sources: Alaska Division of Community and Regional Affairs and Alaska State Legislature, Division of Legislative Audit, Audit 04-30083-16.

CPV Revenue Expenditures

The City and Borough of Wrangell did not spend CPV distributions through FY2012 because the community was in the midst of a multi-year downtown revitalization project and chose to wait until its completion to determine the best use for the CPV funds. Additionally, since CPV shared revenue distributions are relatively small in comparison to funds required for a capital project, the city and borough is allowing the revenue to accumulate in the hopes of undertaking larger projects in the future. However, the city and borough spent $9,000 in FY2013 on street decorations and landscaping along the newly completed Front Street corridor.

CPV Revenue Expenditures FY2007 to FY2016		
Category	**Description**	**Expenditures**
Other CPV Services	Downtown Revitalization Project (banners, bumpouts, and landscaping)	$14,000
Other CPV Services	Park benches and trash receptacles	$33,000
Other CPV Services	Additional Landscaping, park bench installation, trash receptacle improvements (bird proofing	$13,200
Total		**$60,200**

Source: City and Borough of Wrangell and Alaska State Legislature, Division of Legislative Audit, Audit 04-30083-16.

Related Information

- Global Destinations Development, LLC. 2006. *Analysis of Cruise Ship Destination and Marketing Plan.*
- Sheinberg and Associates. 2010. *City and Borough of Wrangell Comprehensive Plan.*
- Corvus Design Inc. 2015. *Wrangell Waterfront Preferred Master Plan.*
- Rain Coast Data. 2015. *Wrangell Visitor Economy by the Numbers.*

Contact

Carol Rushmore
Economic Development Director
City and Borough of Wrangell
907-874-2381
ecodev@wrangell.com

A Review:
2019 Cruise Ship Presence
Skagway, Alaska

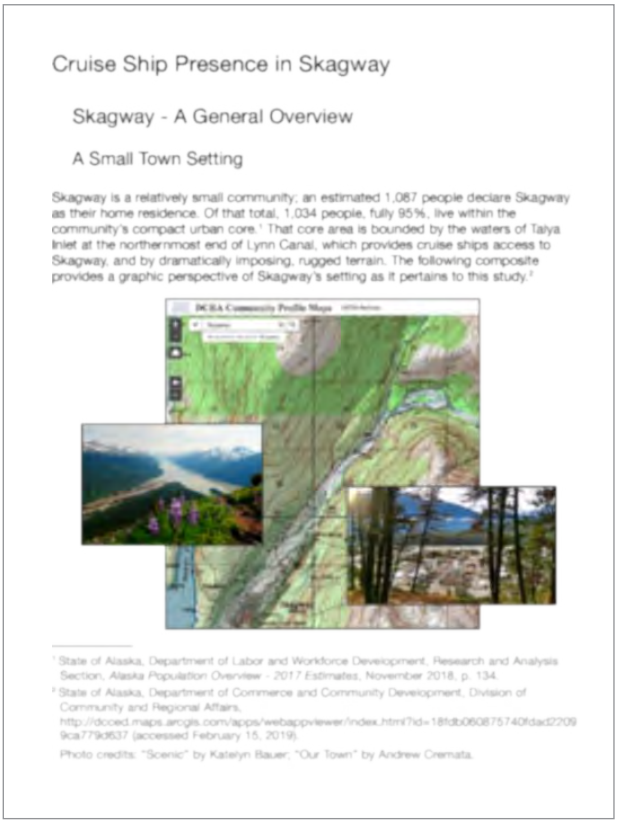

A Report Prepared for
Municipality of Skagway

April 8, 2019

James A. Van Altvorst
Van Altvorst & Associates
PO Box 8251
Ketchikan, AK 99901-3251

TABLE OF CONTENTS

Introduction 1

Cruise Ship Presence in Skagway 3

Skagway - A General Overview 3

- A Small Town Setting 3
- A Borough 5
- A Prime Tourist Destination 7

Cruise Ship Visitor Season — A 2019 Overview 8

- The Season 9
- The Ships 11
  - Big Ships, Big News 11
  - Overall Ship Capacity 12
- Schedule of Arrivals 13
- Daily Cruise Ship Visitor Patterns 14
- Some Comparisons: Skagway, Juneau, and Ketchikan 15
  - Ratio of Visitors to Population 15
  - Time in Port 17

Estimating Potential Cruise Ship Related Demand 19

- General Methodology 19
- Four Scenarios 20
- Assumptions and Calculations 21
  - The Primary Assumption — People Count 21
  - Visitor Scenarios 22
    - Maximum 22
    - High 23
    - Moderate 23
    - Low 23
  - Skagway Resident Population 24
  - Skagway Resident Service Hours 24
  - Cruise Ship Visits - Skagway 24
  - Cruise Ships Included 25
  - Cruise Ship Passenger Capacity 25
  - Portion of Cruise Ship Passengers Disembarking 27
  - Time Cruise Ship Passengers Spend Ashore 28
  - Ship Passenger Ashore Service Hours 28

Cruise Ship Complement 28
Portion of Cruise Ship Crew Disembarking 29
Time Cruise Ship Crews Spend Ashore 30
Ship Crew Ashore Service Hours 30

A Caveat re Report's Numbers and Calculations 31

Consideration of Need for Additional Study 32

Appendix 1 35

Annotated Copy of SCVB's Table: Skagway Arrivals by Category 1983 — 2018 35

Appendix 2 38

January 4, 2019, Draft Cruise Ship Schedule — Skagway, Alaska . . 38

Appendix 3 44

January 4, 2019, Draft Cruise Ship Schedule — Juneau, Alaska. . . . 44

Appendix 4 55

January 4, 2019, Draft Cruise Ship Schedule — Ketchikan, Alaska . 55

Appendix 5 71

Distribution of Daily Cruise Ships and Cruise Ship Visitors, Skagway — 2016 Scheduled 71

Appendix 6 73

2019 Cruise Ship Visits by Community 73

Appendix 7 76

2017 Census Data for Skagway, Juneau and Ketchikan 76

Appendix 8 80

Community Population and Cruise Ship Visitor Comparisons — 2016 80

Appendix 9 82

Scenario: Maximum 82

Appendix 10 124

Scenario: High 124

Appendix 11 166

Scenario: Moderate 166

Appendix 12 208

Scenario: Low. 208

Appendix 13 249
Table 1. North American Cruises, Key Statistics 249
Appendix 14 251
Table 1. North American Cruises, Key Statistics — Annotated 251
Appendix 15 253
Excerpt: Aggregate Analysis — Economic Contribution of Cruise Tourism to Destination Economies. Vol. I 253
Appendix 16 273
Reports: Estimates re Cruise Ship Passengers and Crew Ashore Visits 273
Appendix 17 276
Estimating Cruise Ship Crew Visitations Ashore — Ketchikan, Alaska, 2016 Data. 276

Introduction

The Municipality of Skagway is entitled to and does receive a portion of revenue the State of Alaska generates through an "excise tax on passengers traveling on commercial passenger vessels providing overnight accommodations that anchor or moor on the state's marine water with the intent to allow passengers to embark or disembark" imposed under authority of AS 43.52.200–43.52.295. The provisions of AS 43.52.200–43.52.295 provide general guidance to municipalities such as Skagway regarding the use of that State-shared revenue.

In 2008, in anticipation of its first receipt of this State-shared excise tax revenue, the Municipality commissioned a study to develop a rationale and an approach to assist elected and appointed officials to utilize those funds in "ways consistent with State law and that respond to community needs." The concluding report, *Allocating Commercial Passenger Vessel Excise Tax Revenues*, dated May 19, 2008, noted that the demands upon Municipality services and facilities necessarily included those imposed by the year-round resident population, notably increasing numbers of visitors, in particular cruise ship passengers and crew, and seasonal residents whose presence was closely linked to cruise ship visitors. The report also noted the obvious: Skagway is a disproportionately small community given the number of cruise ship visitors arriving and projected to arrive almost daily during the intensive summer visitor season. The report offered an approach for elected and appointed Municipality officials to utilize CPV funds consistent with requirements imposed by State law. The report also proposed using the Municipality's annual budget process to assess the effect of cruise ships, passengers and crew presence in Skagway on municipal services and facilities as a basis for deliberation on proposed appropriations of State-shared CPV funds.

On February 29, 2016, the Alaska Division of Legislative Audit released A Performance Audit of the Department Of Commerce, Community, and Economic Development and Department Of Revenue Commercial Passenger Vessel (CPV) Tax Program. With regard to the Municipality's use of CPV revenues, the State's audit report notes at page 18:

> *According to [Skagway] municipal representatives, the use of shared tax revenues to fund general municipal operations is justified by a cruise ship impact survey completed in FY 08 … The impact survey serves as an objective basis for using CPV funds for general municipal operations. However, the audit noted that the survey was six years old at the time of the audit and in need of being updated. (Emphasis added)*

In response to the Legislative Audit report, the Assembly authorized a study to update the 2008 report. The scope of this update was significantly narrower than the 2008 study. Largely, that difference related to the fact that the Municipality had an established procedure for allocating CPV funds; and, importantly, the Performance Audit report noted Skagway's "impact survey serves as an objective basis for using CPV funds for general municipal operations." Therefore, in order to address the

Performance Audit's remaining criticism that the "impact survey" was "in need of being updated," the Municipality required only updates to local census data, cruise ship visit schedules, passenger load and ship complement data, and related calculations that could be used to assess the effect of cruise ship visitations on the Municipality's services and facilities. That study concluded with a March 31, 2017 report, *Estimating 2016 Cruise Ship Visitor Impact - Skagway, Alaska*.

Further, as part of its authorization of the 2017 report, the Assembly also provided for periodic updates in order to ensure that the Municipality's elected and appointed officials were working with reasonably current data as they consider requests for appropriations of State-shared CPV funds. This report is intended to provide such an update of the 2017 report.

Toward that end, this report aims to

- Provide updates to Skagway's census data, cruise ship visit schedules, passenger load and ship complement data, and related calculations;

- Provide information that the Municipality of Skagway, through its elected Assembly and appointed staff, can use to assess potential demand cruise ships, their passengers, and their crew may impose on the Municipality's services and facilities; and

- Offer a frame of reference within which the Municipality, through its elected Assembly and appointed staff, can consider proposals to finance, provide, administer, operate, maintain, repair, or replace Municipality facilities and services affected by cruise ship visitations.

Cruise Ship Presence in Skagway

Skagway - A General Overview

A Small Town Setting

Skagway is a relatively small community; an estimated 1,087 people declare Skagway as their home residence. Of that total, 1,034 people, fully 95%, live within the community's compact urban core.[1] That core area is bounded by the waters of Taiya Inlet at the northernmost end of Lynn Canal, which provides cruise ships access to Skagway, and by dramatically imposing, rugged terrain. The following composite provides a graphic perspective of Skagway's setting as it pertains to this study.[2]

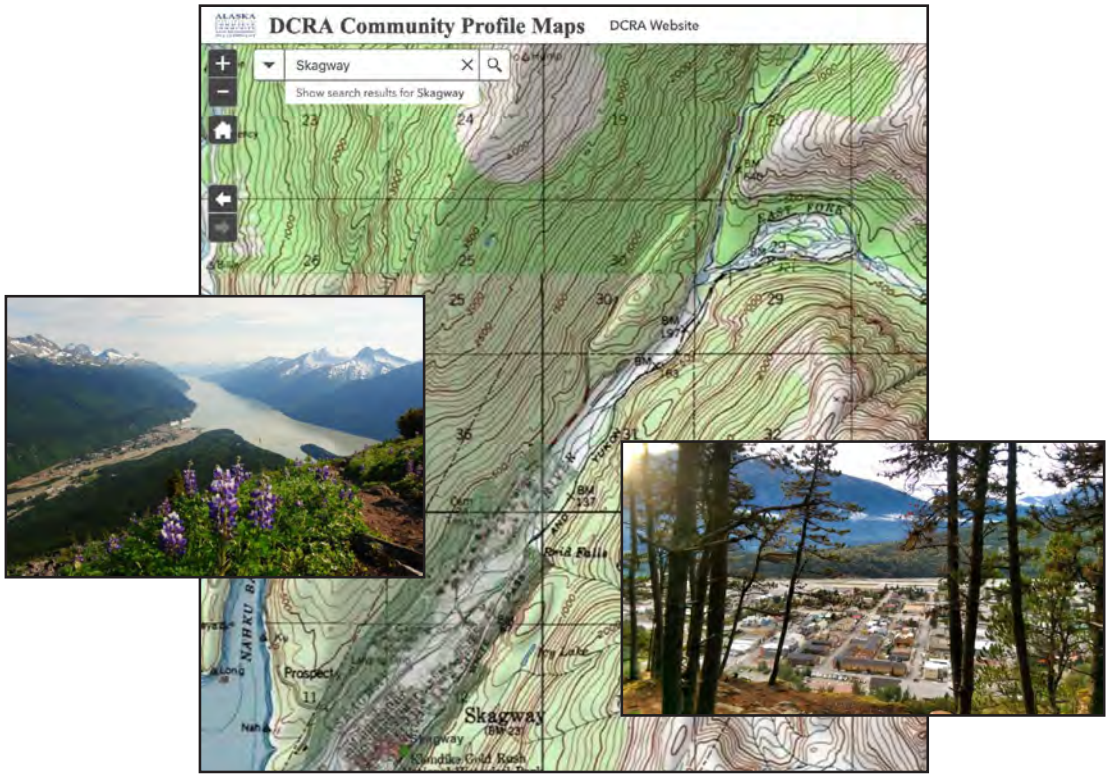

[1] State of Alaska, Department of Labor and Workforce Development, Research and Analysis Section, *Alaska Population Overview - 2017 Estimates*, November 2018, p. 134.

[2] State of Alaska, Department of Commerce and Community Development, Division of Community and Regional Affairs, http://dcced.maps.arcgis.com/apps/webappviewer/index.html?id=18fdb060875740fdad22099ca779d637 (accessed February 15, 2019).

Photo credits: "Scenic" by Katelyn Bauer; "Our Town" by Andrew Cremata.

This core area, which is the focus of most of the Municipality of Skagway's public facilities and services, is suitably small for a year-round population of just over 1,000. The fact that this relatively small developed core is tightly framed and restricted by rugged terrain suggests that the Municipality's facilities and services will experience intensive seasonal use, far beyond what a community of 1,000 would normally require, when scheduled cruise ships will bring nearly 1.5 million visitors (passengers and crew) into the community during the 158-day 2019 season. Indeed, Skagway can anticipate 21 days with over 16,000 cruise ship visitors, including one day exceeding 21,000 visitors, in 2019.

Being a relatively small and isolated community, Skagway has a proportionally small labor pool. That local labor pool is inadequate to meet the relatively large demands of the seasonal visitor sector of the local economy. Seasonal workers fill that demand. While current data is lacking, several studies define the issue. Relevant highlights follow:

> *Since the majority of visitors come to Skagway during the summer months, much of the total economic activity takes place during a short period of time. Skagway's employment exhibits sharp seasonal fluctuations and the bulk of its business revenues are earned during the summer months. … The bustling city center of Skagway in the middle of the tourist season is hardly recognizable during the winter months. For the month of January 1998, total employment was 349 and there were 11 employers with 10 or more employees. During the peak month of July 1998, employment more than tripled to 1,106, and the number of large employers increased to 26.[1] (Emphasis added.)*

> *As a result of heavy visitor volumes between May and September, many successful seasonal businesses have developed and thrived in Skagway. About 250 businesses operate in Skagway during the summer season, of which 213 sell goods and services to visitors. Because of the small labor pool in Skagway, many out-of-area seasonal workers are attracted to Skagway to fill the available seasonal jobs. About 62% of summer season workers in Skagway are seasonal residents. Approximately 51% of visitor-related businesses are owned by seasonal Skagway residents.[2] (Emphasis added.)*

---

[1] John Boucher and Rachel Baker, "Skagway: Gateway to the Klondike." Alaska Economic Trends. July 1999. p. 5.

[2] Southeast Strategies and Dean Runyan Associates. *Skagway Economic Impact Study*. February 23, 2000, p. 1.

Note: The expressed purpose of this study was "to document of the economic impact of the visitor industry in Skagway, Alaska." Preface, p. iii.

> *The travel industry is the most important segment of Skagway's economy, providing most of the business income, employment and government revenue for the city. The economy of Skagway is robust from May through September – the period during which Skagway receives most of its visitors. Unlike other communities in the Southeast Alaska region, virtually no other basic economic sectors exist in Skagway. As this seasonal visitor volume has steadily risen, many successful seasonal businesses have developed and thrived in Skagway, attracting seasonal resident business owners. In addition to employing most full-year residents, Skagway businesses attract many out-of-area seasonal workers to fill a variety of summer jobs necessary to support Skagway's visitors. As a result, the population of Skagway more than doubles during the visitor season.*[1] *(Emphasis added.)*
>
> *Skagway's job count nearly triples from its winter low point to its summer high point. … Statewide, there's typically a much smaller summer increase of about 15 percent, and a much bigger share of that increase comes from seafood processing and construction, two of the state's other very seasonal industries.*[2] *(Emphasis added.)*

While limited in number and now somewhat dated, the general picture these reports draw is still true. Skagway's population temporarily, but dramatically, increases each year as businesses and government agencies gear up to provide services, facilities and products to meet the demands of upwards of 1.5 million visitors. Each year, the expansion of the local labor pool "more than doubles," perhaps triples, the year-round population of Skagway. Those estimates may actually understate the actual increase; because many of these individuals are accompanied by families, partners and others, not all of whom are counted in official employment data.[3] In any event, while the annual seasonal influx of temporary residents represents an understandable response to a thriving but seasonal visitor industry, the fact remains that the Municipality must be prepared to accommodate a doubling or tripling of the "resident" population for 40-50% of the year, every year, on its public facilities and services.

A Borough

The community of Skagway was the first in Alaska to form a local municipal government. That first-in-Alaska municipality, now the Municipality of Skagway, is a 1st Class Borough incorporated under provisions of the constitution, laws and regulations of the State of Alaska.

---

[1] ibid. p. 5.

[2] Dan Robinson and Alyssa Shanks, "Skagway," *Alaska Economic Trends*, June 2008. p. 5.

[3] Telephone conversations with Kaitlyn Jared, Skagway Development Corporation, February 26, 2019; and with Cody Jennings, SCVB, March 13, 2019.

Article X, Section 2 provides that "All local government powers shall be vested in boroughs and cities." Article X, Section 3 of the Alaska constitution provides that boroughs

> *shall be established in a manner and according to standards provided by law. The standards shall include population, geography, economy, transportation, and other factors. Each borough shall embrace an area and population with common interests to the maximum degree possible.*

Alaska Statutes and various provisions of the Alaska Administrative Code, in particular AS 29.05.031 and 3 AAC 110.04—3 AAC 110.067 respectively, elaborate the basic constitutional standards for borough incorporation. These provisions in Alaska law and regulation regarding formation of local governments suggest quite clearly that Alaska's local governments are intended to provide, operate and maintain public services and facilities necessary and appropriate for the communities they serve. Upon incorporation, then, local governments are empowered and obligated to provide the public services and facilities required, desired and supported by the residents of these communities as expressed through their duly elected representatives and appointed staff.

For local governments, the provision, operation and maintenance of public services and facilities can be described in most basic terms as a numbers game. For reasons that are largely political and financial, each of the provided services and facilities is typically scaled to the size and character of the community. In some cases, the math might be relatively straightforward. Some examples: Daily requirements for potable water production and wastewater treatment can be estimated with fair accuracy for any given population. Fire departments can be staffed and equipped based upon the inventory and nature of the housing, commercial and industrial building stock. Police departments, too, can be staffed and equipped based upon factors relating to size and character of the community. Determining the nature and scope of other services and facilities may be a more involved task. Usually, most local governments services and facilities relate closely to community numbers. Various social, political and local economic factors influence the actual package of facilities and services provided to any given community. Local government annual operating and capital budgets reflect those calculations.

Local governments generally scale municipal services and facilities to provide adequately for their resident populations and commercial and industrial components within available means. That level of public services and facilities normally proves sufficient for the community to host typical numbers of visitors. Skagway, though, is not "typical" in this sense.

A Prime Tourist Destination

Skagway is a highly popular tourist destination; each year it hosts large numbers of visitors seeking to enjoy its unique scenic and historic attractions. Some of these visitors are independent travelers. Others prefer the convenience and amenities offered by more organized modes of travel such as cruise ships.

The Skagway Convention & Visitors Bureau (SCVB) maintains statistics on the numbers and mode of travel for visitors arriving at Skagway, and publishes this data as *Annual Visitor Statistics* on its website and makes the data available as a downloadable spreadsheet.[1] The most recent report covers the period 1983 through 2018. The SCVB data make at least two important points:

- Since 1983, the numbers of independent travelers have remained generally constant from 1983 through 2018; and
- The cruise ship visitor industry, long an important component of the overall community economy in general and the visitor industry in particular, has come to dominate the scene.

A graph illustrating these two points, based upon data from the latest *Annual Visitor Statistics* report, follows.

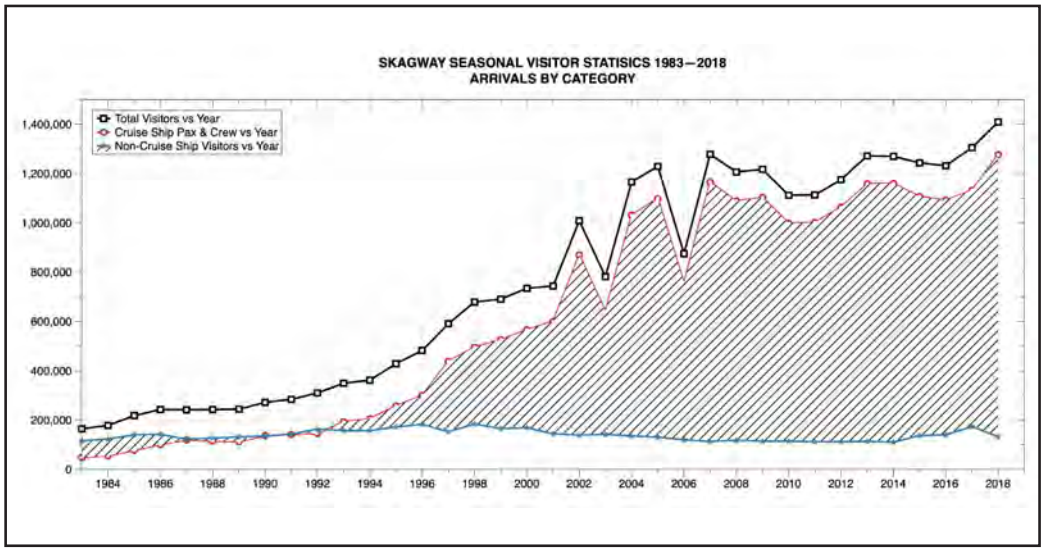

This graph clearly shows that the number of visitors arriving at Skagway by all modes of transportation other than cruise ships has remained relatively steady throughout the period covered. However, SCVB's data shows the number of visitors arriving via cruise ships began to approach the levels of other modes in the mid-1980s; and, by the early 1990s began a period of steady growth until around 2001. Although the years after

[1] Municipality of Skagway, Skagway Convention & Visitor Bureau, https://www.skagway.org/cvb/page/annual-visitor-statistics (accessed February 26 2019).

2001 saw ups and downs in cruise ship visitor traffic, the overall trend was continued growth, with 2018 showing a sharp increase. The 2019 cruise ship visitor season promises to exceed 2018's numbers.

Further, the SCVB's *Annual Visitor Statistics* spreadsheet can be extended to isolate and clearly show the proportion of Skagway's seasonal visitors that do not arrive by cruise ships for each year from 1983 through 2018. A copy of that extended version of the SCVB's spreadsheet is included with this report as Appendix 1. In summary it shows that, while non-cruise ship visitors represented 71% of the total visitors arriving at Skagway in 1983, that percentage gradually reduced during the period to only 9% of the total visitors in 2018. By 2018, therefore, over 90% of Skagway's visitors arrived on cruise ships.

This growth in cruise ship traffic is based upon a number of factors. In addition to its scenic and historic attractions, Skagway enjoys a fortuitous location along Alaska's Inside Passage, a highly popular area for cruise ship operations. For these and other reasons, Skagway has established itself as one of three major ports on the itineraries of cruise ships plying Southeast Alaska waters. Now most cruise ships include all three communities in their itineraries. As a result, cruise ship visitations play a major role in Skagway's economy; Skagway is also an important destination for the cruise ship industry operating in SE Alaska.

That said, as the Municipality plans and provides its various public facilities and services, it must consider at least one key difference between independent travel and cruise ship travel. Independent travelers, generally arriving and departing in small numbers and at varying times, can pass almost without notice with respect to the Municipality's provision of its services and facilities. The pattern of arrivals and departures for cruise ship visitors, however, is entirely different. They arrive, typically in large numbers, en masse. That is simply the nature of cruise ship travel. The cumulative effect of several large cruise ships arriving at roughly the same time compounds the issues the Municipality must face as it plans and provides public facilities and services for both resident and visitor populations.

Cruise Ship Visitor Season — A 2019 Overview

When the community of Skagway undertook to form a local government, it assumed obligations to provide certain public facilities and services largely as determined from time to time by the community through the actions of its duly elected officials. One complex set of issues facing the Municipality focuses on the demands relatively large numbers of cruise ship visitors impose on its facilities and services.

Usage data and anecdotal evidence gathered by Municipality Department's staff is one obvious source of information to guide Assembly decisions in this regard. Such information can be included as part of narratives submitted along with Departments' annual operating and capital budget requests.

There are also several relatively simple measures derived from census and cruise ship schedule data that can offer a general overview of the potential demand cruise ship visits may impose on the Municipality's services and facilities. These are the focus of this report; brief discussions of those measures follow.

The Season

The Alaska cruise ship visitor industry is highly seasonal. In 2019, the first ship visiting Skagway arrives on April 29; the last ship of the season departs on October 3.[1] The season runs 158 days or about 43% of the entire year. Skagway's 2019 season will be only slightly longer than its 152-day 2016 season. Perhaps more significant is the fact that, while the 2019 cruise ship calendar is only slightly longer, it shows fewer days without ships in port. The 2016 calendar showed 15 days without cruise ships in port, while the 2019 calendar, in addition to being six days longer, includes seven fewer days without cruise ships in port.

In addition, the 2019 season forecasts significant increases over 2016 in the total number of cruise ship visitors, the maximum number of visitors in Skagway on a given day, and the number of days with 16,000 or more visitors. Even the average number of visitors on any given day will be showing a noteworthy increase as that change alone is roughly equal to Skagway's year-round population. The following table offers a convenient summary of those changes.

Comparison: Skagway Cruise Ship Season and Totals — 2016 and 2019

	Season Days		Total Passengers and Crew*			
Skagway	2016	2019	2016	2019	Change 2016 -> 2019	
Season Duration	152	158	1,211,738	1,479,548	267,810	22%
Days w/No Ships	15	8				
Minimum on a Given Day			1,215	1,219	4	0.33%
Maximum on a Given Day			16,607	21,438	4,831	29%
Average for Days w/Ships			8,845	9,864	1,019	12%
Days Total Visitors ≥ 16,000			8	21	13	163%
Days Total Visitors ≥ 5,000 and < 16,000			92	107	15	16%
Days Total Visitors < 5,000			37	22	-15	-41%

* Assumes 110% LBC for passengers and 100% ship complement for crew

Also of note is the fact that the concentration of ships in port on any given day for 2019 has changed from 2016. In 2019, the number of "light" cruise ship days, e.g., one or two ships in port, has decreased from 22% of season days in 2016 to 15% of season

[1] All cruise ship schedule data used in this report is based upon Cruise Line Agencies Alaska's January 4, 2019, draft schedules. (http://claalaska.com/?page_id=1250. Accessed January 19, 2019). For reference, copies of those schedules for Skagway, Juneau and Ketchikan are include with this report as Appendix 2, Appendix 3, and Appendix 4 respectively.

days in 2019. Days with three or four ships in port increased from 63% in 2016 to 71% in 2019. The days with five ships in port decreased slightly — 15% in 2016 to 14% in 2019.

The following three tables, providing data on the number of cruise ships in Skagway on a given day for each month of the cruise ship season, are illustrative in this regard. The first is from the *Estimating 2016 Cruise Ship Visitor Impact - Skagway, Alaska* report.

Distribution of Cruise Ship Visits
Skagway - 2016 *

Ships in Port on a Given Day	Apr	May	Jun	Jul	Aug	Sep	Totals	Percent **
1	1	10	3	2	3	6	25	6%
2	0	10	10	14	14	14	62	16%
3	0	9	24	18	15	18	84	21%
4	0	20	36	48	52	8	164	42%
5	0	5	25	20	10	0	60	15%
Totals	1	54	98	102	94	46	395	100%
Percent *	0%	14%	25%	26%	24%	12%		100%

* Source: Estimating 2016 Cruise Ship Visitor Impact — Skagway, Alaska. March 31,2017. Table 1, p. 4.
** Percentages rounded up to nearest whole percent.

The next table provides data on the pattern of cruise ship visits as shown in CLAA's January 4, 2019, draft cruise ship calendar for Skagway.

Distribution of Cruise Ship Visits
Skagway - 2019

Ships in Port on a Given Day	Apr	May	Jun	Jul	Aug	Sep	Oct	Totals	Percent *
1	2	8	1	0	0	7	2	20	4%
2	0	16	12	8	8	8	0	52	11%
3	0	9	27	24	27	30	0	117	26%
4	0	16	40	64	64	20	0	204	45%
5	0	20	20	15	10	0	0	65	14%
Totals	2	69	100	111	109	65	2	458	100%
Percent *	0%	15%	22%	24%	24%	14%	0%		100%

* Percentages rounded up to nearest whole percent.

The final of this series of three tables provides a summary of the changes in these distributions between the 2016 and 2019 cruise ship seasons.

Distribution of Cruise Ship Visits — Skagway Changes: 2016 - 2019 Seasons								
Ships in Port on a Given Day	**Apr**	**May**	**Jun**	**Jul**	**Aug**	**Sep**	**Oct**	**Totals**
1	1	-2	-2	-2	-3	1	2	-5
2	0	6	2	-6	-6	-6	0	-10
3	0	0	3	6	12	12	0	33
4	0	-4	4	16	12	12	0	40
5	0	15	-5	-5	0	0	0	5
Totals	1	15	2	9	15	19	2	63

The net result for Skagway, then, is that the 2019 cruise ship visitor schedule is now both longer and fuller than the 2016 season.

The Ships

Big Ships, Big News

The presence of Norwegian Bliss, Norwegian Joy and Ovation of the Seas on Skagway's 2019 cruise ship visitation calendar highlights a significant change from 2016. Their presence in SE Alaska waters is making news; their size challenges a number of facilities and systems throughout the area.

In addition to the adequacy of available docking facilities, the large passenger and crew capacity of these ships also challenges available host community infrastructure. Norwegian Bliss, Norwegian Joy and Ovation of the Seas carry 6,120, 6,003 and 5,878 total passengers and crew respectively.[1] Sometimes referred to as megaships, each arrival of one of these ships is, therefore, the approximate equivalent of a six-fold increase in Skagway's population for the duration of the ship's port call.

At least one of these megaships will be in port on 45 days (28%) of Skagway's 158 day season. Moreover, on nine of those 45 days, Norwegian Bliss and Norwegian Joy, the rough equivalent of 12 Skagways, will be in port on the same day. However, these two ships will not be the only ships in town on those days. Rather, they will share their Skagway visits with three other ships on two occasions, with two other ships on five occasions, and with one other ship on two occasions.

[1] Figures based upon 110% LBC and 100% complement.

Overall Ship Capacity

Each cruise ship is designed to carry specific numbers of passengers and crew. Those numbers, comprising the ship's capacity, are important in the context of this report; because they represent a measure of the potential, effectively instantaneous, demand a given ship's visit may impose on the Municipality's facilities and services. Importantly, the affect cruise ship visitors may impose on Municipality facilities and services is both quantitatively and qualitatively different than the arrival of similar numbers of independent or non-cruise ship visitors. Each cruise ship arrival presents the community with a large number of visitors (passengers and crew) arriving at a distinct, scheduled time. A ship carrying 5,000 passengers and crew arriving 7 AM presents different demands on local government facilities and services than if those 5,000 individuals arrived singly or in small groups over the course of the day.

In that light, it is noteworthy that the capacities of cruise ships calling at Skagway have increased since 2016. The following table showing the sum of ship capacities for all cruise ship visits included on the 2016 and 2019 calendars illustrates that change.

Skagway Cruise Ship Capacity * — 2016 and 2019

	2016	2019	Change	% Change
Total	73,902	100,761	26,859	36%
Average	2,639	2,879	240	9%
Minimum	47	60	13	27%
Maximum	4,635	6,120	1,485	32%

* Assumes all scheduled ships, 110% LBC, and 100% crew complement.

Relative to this 36% increase in the total season ship capacity, *The North American Cruise Statistical Snapshot, 2011* concludes that cruise ship "passengers (embarked) are a measure of supply/demand for U.S. port services."[1] The Municipality provides a wide range of port and community facilities and services that benefit the ships, their passengers, and their crew. For some facilities and services, the benefit can be measured by usage data, e.g., gallons of water consumed, use of public safety services, etc., above community norms. Others can only be assessed by reviewing the adequacy of the Municipality's provisions of facilities and services for potential,

[1] U.S. Department of Transportation, Maritime Administration, Office of Policy and Plans, *North American Cruise Statistical Snapshot, 2011*, March 2012, p. 1.

The Maritime Administration (MARAD). has historically provided a series of Cruise Statistics including the *North American Cruise Statistical Snapsho*t. MARAD has discontinued its Cruise Statistics publications; the 2011 edition of the *North American Cruise Statistical Snapshot*, published March 2012, is the latest version available.

reasonably anticipated, demands imposed by the very large influx of cruise ship visitors. Ship capacity, then, represents a measure of potential demand for access to and use of these public facilities and services. Accordingly, consideration of ship capacities, individually and collectively, is appropriate when the Municipality evaluates the availability and use of its facilities and services by cruise ship visitors.

Schedule of Arrivals

Patterns of scheduled arrival times for cruise ships offer another useful measure of potential demands for Municipality facilities and services. As with ship capacities, the Municipality must be cognizant of patterns of arrival to the extent those patterns impose peaks in related demands for access to and use of Municipality facilities and services. As is apparent from the table below, during the 2019 season calendar 67% of all cruise ships arrive at Skagway at 7 AM. Those 7 AM arrivals account for 73% of Skagway's total cruise ship visitors.

Skagway 2019 Cruise Ship Arrival Times

Arrival Time *	Ships Arriving		Combined Pax and Crew	
0:00	9	1.97%	2,124	0.14%
5:00	8	1.75%	1,888	0.13%
5:30	28	6.11%	122,673	8.29%
6:00	23	5.02%	82,661	5.59%
6:30	18	3.93%	62,876	4.25%
7:00	305	66.59%	1,081,994	73.13%
7:15	15	3.28%	43,140	2.92%
7:30	3	0.66%	1,311	0.09%
8:00	40	8.73%	75,934	5.13%
8:30	4	0.87%	944	0.06%
9:00	2	0.44%	2,359	0.16%
10:00	1	0.22%	1,524	0.10%
11:00	2	0.44%	120	0.01%
Total	458	100.00%	1,479,548	100.00%

* Ships showing arrival time of 0:00 (midnight) overnight in port.

Peak arrival times for the 2019 season can be narrowed somewhat as shown in the following table. In 2019, 94% of all cruise ships and fully 99% of all cruise ship visitors arrive in Skagway between 5:30 and 8:00 AM.

Skagway 2019 - Peak Cruise Ship Arrival Hours

Between	Ships Arriving		Combined Pax and Crew	
5:30 and 8:00	432	94%	1,470,589	99%
6:30 and 8:00	381	83%	1,265,255	86%
7:00 and 8:00	363	79%	1,202,379	81%

From the Municipality's perspective, the pattern of cruise ship arrivals provides a very narrow window within which it must assume peak demands upon its services and facilities.

Daily Cruise Ship Visitor Patterns

A breakout of 2019's scheduled daily cruise ship visitor data into ranges offers another measure for the Municipality as it evaluates, plans and provides its many public services and facilities during the annual cruise ship visitor season. The table below breaks Skagway's 2019 daily cruise ship visitor data into ranges, and draws comparisons between the numbers of cruise ship visitors within each group and Skagway's resident population.

Distribution of Daily Cruise Ships and Cruise Ship Visitors
Skagway - 2019 Scheduled

Total Daily Cruise Ship Visitors*	Number of Days	Percent of Total Visit Days	Cruise Ship Visitors as % of Skagway Population **
≥ 21,000 and < 22,000	1	1%	2,079%
≥ 20,000 and < 21,000	0	0%	1,983%
≥ 19,000 and < 20,000	8	5%	1,886%
≥ 18,000 and < 19,000	0	0%	1,789%
≥ 17,000 and < 18,000	9	6%	1,692%
≥ 16,000 and < 17,000	3	2%	1,596%
≥ 15,000 and < 16,000	9	6%	1,499%
≥ 14,000 and < 15,000	7	4%	1,402%
≥ 13,000 and < 14,000	2	1%	1,306%
≥ 12,000 and < 13,000	7	4%	1,209%
≥ 11,000 and < 12,000	8	5%	1,112%
≥ 10,000 and < 11,000	10	6%	1,015%
≥ 9,000 and < 10,000	17	11%	919%
≥ 8,000 and < 9,000	10	6%	822%
≥ 7,000 and < 8,000	8	5%	725%
≥ 6,000 and < 7,000	6	4%	629%
≥ 5,000 and < 6,000	23	15%	532%
≥ 4,000 and < 5,000	6	4%	435%
≥ 3,000 and < 4,000	14	9%	338%
≥ 2,000 and < 3,000	0	0%	242%
≥ 1,000 and < 2,000	2	1%	145%
< 1,000 (days w/0 cruise ships)	8	5%	N/A
Total	158	100%	

* Total Passengers and Crew, assuming passengers at 110% LBC and crew at 100%
** Assuming 2017 Skagway population of 1,034 and total cruise ship passenger and crew at mid-range, e.g., 15,500 for the "≥ 15,000 and < 16,000" group.

At least two points drawn from that table call for attention:

- In 2019, Skagway will experience 21 days, 14% of the 2019 season, during which 16,000 or more passengers will arrive. That is an increase from 8 days, or 5%, of the 2016 season. Further, not to be minimized, the 2016 season topped out at the 16,000 daily visitor range, the 2019 season climbs to over 21,000 visitors in a single day.
- In 2019, Skagway will see a reduction from 2016 in the number of days during which it will see between 1,000 and 2,000 cruise ship visitors. The 2019 calendar shows only 2 days in that range; the 2016 calendar saw 6 days. While this change is minor, it serves to emphasize the dramatic shift toward higher numbers of cruise ship visitors arriving in Skagway on any given day.

For comparative purposes, a copy of the assessment included in the *Estimating 2016 Cruise Ship Visitor Impact - Skagway, Alaska* report is included as Appendix 5 to this report.

Some Comparisons: Skagway, Juneau, and Ketchikan

Skagway, Juneau and Ketchikan are the three main ports of call for cruise ships plying SE Alaska waters. The itineraries of many ships include all three communities. The CLAA draft January 4, 2019, cruise ship calendars for these communities list 44 ships. Thirty of those ships appear on itineraries featuring all three communities.[1] While the specifics of a ship's community visits may differ, e.g., time of arrival or departure, etc., the commonality invites and warrants some comparisons. Two points of comparison seem relevant in the context of this report.

Ratio of Visitors to Population

Skagway is by far the smallest of the three major SE Alaska cruise ship destinations.[2] Nevertheless, because of common itineraries, it experiences similar levels of cruise ship visitors. The following table illustrates the disproportionate burden Skagway carries as it hosts the annual influx of cruise ship visitors.

[1] See Appendix 6, "2019 Cruise Ship Visits by Community," for supporting detail.

[2] See Appendix 7 for Alaska DCCED certified 2017 population data for Skagway, Juneau, and Ketchikan.

Comparing SE Alaska Community Populations and Cruise Ship Visitors — 2019

Community	2017 DCCED Certified Populations*		2019 Cruise Ship Season				
	Estimated	Skagway as % of Other Community	Total Cruise Ship Visitors**	Visitors Per Resident	Season Length — Days**	Average Visitors per Day	Visitors as % of Local Population
Skagway, CDP	1,034	100%	1,478,580	1,430	158	9,358	905%
Skagway Borough	1,087	95%	1,478,580	1,360	158	9,358	861%
City/Borough of Juneau	32,269	3%	1,867,242	58	157	11,893	37%
City of Ketchikan	8,125	13%	1,742,464	214	161	10,823	133%
Ketchikan Gateway Borough	13,754	8%	1,742,464	127	161	10,823	79%

* State of Alaska DCCED Certified Population as of 07/01/2017.

** To ensure comparability, this table is based upon the schedules, 110% of LBC, and 100% ship's complement for cruise ships included on the 01/04/2019 CLIA draft schedule for the included communities. The CLIA draft schedule for Skagway does not include scheduled calls by the Alaskan Dream and Baranof Dream. Accordingly, Total Cruise Ship Visitors data in this table will differ slightly from passengers and crew data for Skagway included in other tables and analysis found within this report, which include those "small ships."

While this table is focused on 2019, comparing just two points from Skagway's 2016.[1] and 2019 schedules highlights this point.

- In 2016, Skagway hosted a total of 1,211,949 total cruise ship visitors. For the 2016 season, then, Skagway hosted an average of 7,983 cruise ship visitors, over eight times its local population, each day. In 2019 Skagway can expect to host a total of 1,478,580 total cruise ship visitors. For the 2019 season, then, Skagway will host an average of 9,358 cruise ship visitors, over nine times its local population, each day.

- Clearly, Skagway, being dramatically smaller with fewer and more limited resources than either Juneau or Ketchikan, faces disproportionate challenges as it attempts to meet an influx of cruise ships, passengers and crew similar to those other major Southeast Alaska ports.

One additional note of interest from the above table: The season average daily total for passengers and crew visiting Skagway, assuming only days when ships are in port, increased from 7,983 in 2016 to 9,358 in 2019. Just the difference of 1,375 more visitors on the average ships-in-port day in 2019 exceeds Skagway's population.

Finally, Figure 2.3, "Map of Total Population Size by Borough and Census Area, 2017" below offers a similarly telling graphic representation of this disparity.[2]

---

[1] Appendix 8 to this report includes comparative data for 2016. However, the categories and the basis for calculating "Visitors per Day…" for 2019 are slightly different; therefore, direct comparison between the two tables is difficult.

[2] AKDOL, op. cit., p. 42.

Note: Figure 2.3 is annotated for this report by applying colors to portions relating to Skagway, Juneau, and Ketchikan to more clearly distinguish the relevant community areas.

Figure 2.3
Map of Total Population Size by Borough and Census Area, 2017

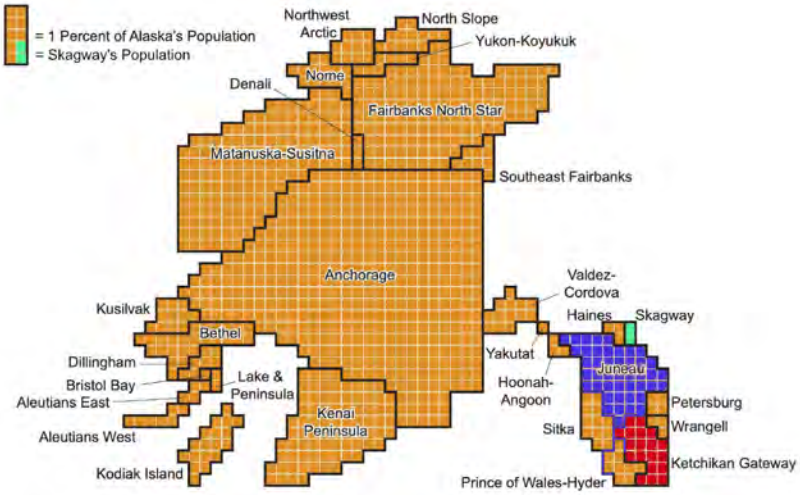

Source: Alaska Department of Labor and Workforce Development, Research and Analysis Section

42 | ALASKA POPULATION OVERVIEW 2017

Time in Port

The hours cruise ships spend at Skagway's docks represents another measure by which the Municipality can evaluate and estimate potential demand for access to and use of its public facilities and services. Cruise ships are scheduled to moor at Skagway's docks for an average of 12.42 hours in 2019. That represents a slight increase over 2016's average of 12.3 hours. Skagway's 2019 schedule also shows a median time of 13.25 and a high of 19 hours in port for visiting cruise ships. The table below reflects that data and offers comparisons for Juneau and Ketchikan as well.

2019 Community Comparisons — Cruise Ship Time in Port

Community	Ship Hours Total in Port *	Season: Length in Days	Hours **	Daily Ship Hours in Port Maximum	Average	Median
Skagway	5,491	158	3,792	19.00	12.42	13.25
Juneau	6,234	157	3,768	18.00	10.67	10.00
Ketchikan	4,347	161	3,864	17.25	10.67	8.00

* To ensure comparability, this table is based upon cruise ships included on the 01/04/2019 CLIA draft schedule.The CLIA draft schedule for Skagway does not include scheduled calls by the Alaskan Dream and Baranof Dream; therefore, data for those ships is not included in this table.
** Hours = number of days x 24 hours.

As shown in that table, on average, cruise ship port calls at Skagway continue longer than in the much larger communities of Juneau or Ketchikan. More time in port allow passengers and crew greater opportunities to spend time ashore. To the extent

passengers and crew avail themselves of these opportunities, the Municipality can expect a commensurate increase in cruise ship passenger and crew access to its public facilities and services.

Also of interest: the draft January 4, 2019, CLAA schedules show cruise ships in port for a season total of 6,234 hours at Juneau, 4,347 hours at Ketchikan, and 5,491 hours at Skagway, approximately midway between Juneau and Ketchikan. By this measure, Skagway, although much smaller than either Juneau or Ketchikan, is nevertheless responsible for providing municipal facilities and services for cruise ships, their passengers and crew for comparable periods.

Estimating Potential Cruise Ship Related Demand

General Methodology

As with previous studies, this report is based upon a service hours analysis. Such an analysis first assumes that residents benefit from Municipality facilities and services all day, every day, throughout the year. Therefore, the Municipality provides services on an annual basis equal to its population times the hours in a day times the days in a year. This report then applies a similar calculation to the hours cruise ship visitors are in Skagway. The time the ships are in port define the period during which passengers and crew can access Municipality facilities and services. In this way, a service hours analysis allows the Municipality to assess the relative demands cruise ship visitors may impose on the Municipality's public facilities and services.

For purposes of this report, the numbers of passengers and crew aboard cruise ships are included as part of all calculations, because both passengers and crew can and do impose demands on Municipality facilities and services. Passenger loads and ship complement data for cruise ships visiting Skagway are readily available through various public data sources. This report treats this information as "fixed," with passenger loads and complement considered as constants throughout the season. The key variables for this analysis, then, are

- whether cruise ships visiting Skagway carry 100% or 110% of published passenger loads,
- the number of passengers assumed to go ashore during port calls,
- the number of crew assumed to go ashore during port calls,
- the amount of time cruise ship passengers spend ashore, and
- the amount of time cruise ship crew spend ashore.

Then, by making certain defined assumptions related to these variables, this report offers four scenarios ranging from "peak" or "maximum" to "low" to estimate cruise ship visitor demand on Municipality facilities and services. The details of each scenario are described in more detail in the following section. However, the concept of "peak demand" is deserving of additional discussion.

Peak demand, the maximum number of ship passengers and crew in Skagway on a given day, is one very important gauge of the overall burden the Municipality faces in responding to cruise ship visitors' requirements for and benefit, direct or indirect, from public services and facilities. Similar to the way architects and engineers approach the preparation of project plans and specifications, municipalities must also consider the peak demands on public services and facilities that can and reasonably should be anticipated as they plan and provide various public services and facilities. Local governments cannot limit their planning for and provision of public services and

facilities to only some measure of average conditions or demands; peak conditions and demands must also be considered. Of course, municipalities may not be always able or desire to provide fully for peak demands. Availability of funding and other resources, the need to balance competing priorities, the considered judgments of locally elected and appointed officials will all play a role in such decision-making processes. However, anticipated peak demands for pubic services and facilities must be included for consideration during that process.

In this regard, Skagway faces a number of unique challenges. Being a relatively isolated community, Skagway cannot rely on nearby communities to absorb or deflect the unique impacts imposed by large scale cruise ship visitor operations. Further, being a small community, Skagway does not have the economies of scale of larger communities like Juneau or Ketchikan to provide a buffer, easing the strain on public services and facilities when demands exceeds averages. Skagway must attempt to assess and address use of its public sidewalks and roads, water and waste collection and disposal systems, public safety services, etcetera, as best it can, in full consideration of both average and peak demands, all within its limited resources.

Four Scenarios

The following table presents four scenarios, each of which depicts a different estimate of the potential demand cruise ship visitors, passenger and crew, may impose on Municipality services and facilities. These scenarios, which range from “maximum” to “low,” are based upon CLAA’s January 4 2019, draft cruise ship schedule for Skagway and rely on a number of assumptions. The “Maximum” scenario is provided to address the need for consideration of “peak demand.” Together, the scenarios are intended to offer a range of possible demand for access to and use of Municipality services or facilities created by the presence of cruise ships, their passengers, and their crew. Brief descriptions of the assumptions and calculations creating the scenarios follow the table. Detailed tables supporting the Maximum, High, Moderate, and Low scenarios will be found in Appendix 9, Appendix 10, Appendix 11, and Appendix 12 respectively.

Skagway 2019 Cruise Ship Visits				
Summary of Estimated Potential Demand Municipality Facilities and Services				
CPV Demand Scenarios	**Municipal Service Hours Provided**		**Percent**	**Assumptions**
Maximum				• Resident Service = 1,034 CDP pop * 24 hrs * 365 days • Passengers = 110% Lower Berth Count (LBC) • Crew = 100% Compliment • Potential access to/use of Municipality facilities & services includes all hours ship scheduled in port
Residents - Annual		9,057,840	32%	
Cruise Ship Visitors				
Passengers	13,626,469			
Crew	5,234,570			
Subtotal		18,861,039	68%	
Total		27,918,879	100%	
High				• Resident Service = 1,034 CDP pop * 24 hrs * 365 days • Passengers = 110% LBC • Crew = 100% Compliment • 95% Passengers ashore • 30% Crew ashore • Passengers time ashore = port time minus 2 hours • Crew time ashore = port time minus 3 hours
Residents - Annual		9,057,840	43%	
Cruise Ship Visitors				
Passengers	11,026,511			
Crew	1,211,457			
Subtotal		12,237,968	57%	
Total		21,295,808	100%	
Moderate				• Resident Service = 1,034 CDP pop * 24 hrs * 365 days • Passengers = 110% LBC • Crew = 100% Compliment • 90% Passengers ashore • 25% Crew ashore • Passengers time ashore = port time minus 2 hours • Crew time ashore = port time minus 4 hours
Residents - Annual		9,057,840	44%	
Cruise Ship Visitors				
Passengers	10,446,656			
Crew	906,595			
Subtotal		11,353,251	56%	
Total		20,411,091	100%	
Low				• Resident Service = 1,034 CDP pop * 24 hrs * 365 days • Passengers = 100% LBC • Crew = 100% Compliment • 85% Passengers ashore • 20% Crew ashore • Passengers time ashore = port time minus 4 hours • Crew time ashore = port time minus 5 hours
Residents - Annual		9,057,840	53%	
Cruise Ship Visitors				
Passengers	7,320,495			
Crew	642,422			
Subtotal		7,962,917	47%	
Total		17,020,757	100%	

Assumptions and Calculations

The Primary Assumption — People Count

From a local government's perspective, the size of the population within its jurisdiction, regardless of whether resident or non-resident, determines the scope and nature of public services and facilities it must address and to some reasonable degree, provide. These are always challenging and consequential decisions, which ultimately include political and financial calculations. Local government annual capital and operating

budgets reflect those calculations, which focus on balancing needs, wants and available resources to provide for those needs and wants. For most communities, those calculations will provide adequately for "normal" presence of visitors and temporary, perhaps seasonal, residents. Skagway, however, faces somewhat disproportionate, intensely concentrated, highly seasonal demands on its public facilities and services generated by the presence of cruise ship visitors.

Some basic numbers can provide an overview: The year-round resident population is 1,034 for the urban core. A projected total of 1,500,000 cruise ship passengers and crew will be present in the community during a 158-day 2019 season. One peak day will see over 21,000 combined passengers and crew in port — 2,079% of the local year-round population. Further, Skagway's "resident" population will probably double during the summer visitor season with year-round businesses adding employees and seasonal businesses opening to serve the visitor influx.

In this light, the *North American Cruise Statistical Snapshot, 2011*, succinctly poses the challenge before the Municipality with its conclusion that "passengers (embarked) are a measure of supply/demand for U.S. port services."[1] Skagway is the port of call. When the cruise ship arrives, its passengers and crew also arrive in the community. These visitors hold expectations regarding available public services and facilities. Skagway's success as a host community will depend, to some degree, upon if and how it choses to meet those expectations. That process, determining whether and how to meet those expectations, begins with an understanding of the population to be served. The number of people in the community at any given time must be at the center of the Assembly's deliberations and decisions regarding the provision of public services and facilities for locals and visitors alike. Numbers matter; people count. The goal of this report is to provide relevant numbers to aid the Assembly's deliberations regarding planning, funding and providing public services and facilities.

Visitor Scenarios

Each of the four Visitor Scenarios depicts a different estimate of the potential demand cruise ship visitors, passenger and crew, may impose on Municipality services and facilities. These scenarios, which range from "maximum" to "low," rely on a number of assumptions, and are intended to offer benchmarks for assessing potential cruise ship visitor demand for Municipality services or facilities. Brief descriptions of these scenarios follow.

Maximum

This scenario is intended to establish the Municipality's maximum potential exposure for providing services and facilities responsive to cruise ship visitor traffic. It assumes the following:

---

[1] MARAD, loc. cit.

- Resident Service = product of 1,034 times 24 hrs times 365 days
- Passengers = 110% Lower Berth Count (LBC)
- Crew = 100% Compliment
- 100% of passengers either depart the ship or otherwise access or rely on some or all Municipality services or facilities during the entire time the ship is scheduled in port.
- 100% of crew either depart the ship or otherwise access or rely on some or all Municipality services or facilities during the entire time the ship is scheduled in port.

High

- Resident Service = product of 1,034 times 24 hrs times 365 days
- Passengers = 110% LBC
- Crew = 100% Compliment
- 95% of Passengers ashore
- 30% of Crew ashore
- Passengers time ashore = port time minus 2 hours
- Crew time ashore = port time minus 3 hours

Moderate

- Resident Service = product of 1,034 times 24 hrs times 365 days
- Passengers = 110% LBC
- Crew = 100% Compliment
- 90% of Passengers ashore
- 25% of Crew ashore
- Passengers time ashore = port time minus 2 hours
- Crew time ashore = port time minus 4 hours

Low

- Resident Service = product of 1,034 times 24 hrs times 365 days
- Passengers = 100% LBC
- Crew = 100% Compliment
- 85% of Passengers ashore
- 20% of Crew ashore
- Passengers time ashore = port time minus 4 hours
- Crew time ashore = port time minus 5 hours

Skagway Resident Population

For purposes of this analysis, this report assumes that Skagway's resident population is 1,034 residents.

The State of Alaska's Alaska Population Overview - 2017 Estimates, the latest certified population data available, reports that as of July 1, 2017, 1,087 people lived within the boundaries of Municipality of Skagway. However, only a small portion of the overall area included within the Municipality's boundary is densely populated. Ninety-five percent of the Municipality's population, 1,034 people, live in that urban core area.[1]

This report assumes that the urban core population of 1,034 is the appropriate population for this analysis. While the difference is small, only 53 people, the Municipality's facilities and services that are most used or otherwise affected by cruise ship passengers and crew are located within this area. This urban core area also is home to the segment of Skagway's population that provides the major share of locally-generated revenue required to provide those services and facilities.

Skagway Resident Service Hours

This report assumes the Municipality provided 9,057,840 resident service hours within Skagway's urban core in 2019.

Skagway's resident population has access to Municipality services and facilities 24 hours a day, every day, on a year-round basis. That population also bears a significant share of the cost of these services and facilities through the Municipality's tax and fee structures. Accordingly, this report assumes the Municipality will provide 9,057,840 resident service hours in 2019.[2]

Cruise Ship Visits - Skagway

This report assumes 35 cruise ships will make 458 visits to Skagway during 2019.

This report is based upon the January 4, 2019 draft Cruise Ship Calendar for 2019 published by the Cruise Line Agencies of Alaska (CLAA) and upon a listing of small cruise ship scheduled calls at Skagway provided by the SCVB. For all but the small ships, the CLAA draft schedules offered the best available data at the time work on this report began. Further, CLAA schedules offer a convenient and consistent source of schedule information for other regional ports as may be included in this report.

---

[1] AKDOL, op. cit., p. 134.

[2] Calculation: 1,034 x 24 x 365 = 9,057,840 resident service hours within the urban core during 2019. Note: 2019 is not a leap year.

To the extent there may be some small differences between the numbers of ship visits reflected in a CLAA schedule calendar and those numbers shown in this report, those differences are attributable to two factors.

The first relates to this report's treatment of port calls that extend overnight. This 2019 update report treats each overnight port call as two visits, with the day of arrival and the day of departure each constituting a visit day for those ship visits. The reason for this treatment is related to the purpose of this particular study and resulting report. This report aims to estimate the potential demand posed by cruise ship visitors on Municipality-provided services and on Municipality-provided facilities on any given day and the visitor season total of that demand. Therefore, it's not the visits a ship makes to Skagway that counts; rather it's the number of days the ship is in port that count.

The second is that this report includes port calls by two smaller cruise ships, the Alaskan Dream and the Baranof Dream, that are not included in the CLAA draft schedule. The SCVB provided the schedule for those visits.

Cruise Ships Included

This report assumes that passenger and crew data for all cruise ships, large and small, scheduled to visit Skagway in 2019, are relevant for this study, and are therefore included.[1]

Because the purpose of this report is to develop information for the Assembly and Municipality staff to assess the potential demand for Municipality services and facilities posed by visiting cruise ships, this report includes estimates for those service hours available to visitors arriving on large ships, which are covered by the State's CPV Excise Tax requirement, and those visitors arriving on smaller ships, which are exempt from that CPV Excise Tax. The fact that smaller ships are exempt from the tax is not relevant to this analysis, because visitors arriving on smaller CPV Tax-exempt ships add to the overall numbers of cruise ship visitors that could access and utilize Municipality facilities and services. They are therefore appropriately included in this analysis, which attempts to measure the overall potential for cruise ship visitors to use Municipality services and facilities.

Cruise Ship Passenger Capacity

For purposes of measuring the potential demand cruise ship passengers may impose on Municipality services and facilities, this report assumes passenger capacities of

[1] Note: For all comparisons between Skagway, Juneau and Ketchikan, however, only ships listed in the CLAA January 4, 2019, draft schedules are included. This limitation is imposed to ensure data consistency between communities as the CLAA schedules do not uniformly include the smallest cruise vessels. Schedule data for those ships calling at Skagway was provided by the SCVB.

cruise ships visiting Skagway range from a minimum of 100% of LBC to a high of 110% of LBC.

"Lower Berth Count" (LBC) is a typical measure of the number of passengers cruise ships carry. It commonly appears on community cruise ship calendars, and assumes double occupancy for each stateroom.

LBC is generally accepted as a conservative lower estimate for passenger counts aboard cruise ships. As John Binkley, President, Cruise Lines International Association / Alaska reported in a KRBD Radio interview on April 28, 2008, "Ship capacity is a good indicator of traffic [on Alaska cruises] because cruise lines discount to fill ships." The *North American Cruise Statistical Snapshot, 2011*, published by the U.S. Department of Transportation, Maritime Administration, supports Mr. Binkley's comment, noting at page 1 that the "North American cruise market has been capacity driven; that is, cruise lines set fares to fill ships." To provide consistency in the data, this report relied on CruiseMapper[1] to obtain current information on the LBC for cruise ships visiting Skagway, Juneau and Ketchikan.

However, cruise ships can, and regularly do, carry more passengers on a given trip than indicated by their LBCs. Since many double-occupancy staterooms can accommodate three or more people, actual passenger loads on any given cruise can and often do exceed LBC. The North American Cruise Statistical Snapshot, 2011, reports (pp. 1-2) that

> *Capacity is based on two passengers per stateroom. A stateroom with two passengers is considered 100 percent occupied. Since many double staterooms can accommodate three or four people, occupancy rates are generally above 100 percent.*

That report then notes that, for the period 2006 through 2011, cruise ship capacities ranged from 105% to 116% of LBC in the North American Market and averaging 110% of LBC.[2] Then, under the heading "Larger Ships, Higher Utilization" the *North American Cruise Statistical Snapshot, 2011*, reports

> *Over the last five years, the average size of ships (per cruise) increased by 9.8 percent to 2,301 passengers. Larger cruise ships tend to have lower average labor costs than smaller ships. For example, the 5,400-passenger ALLURE OF THE SEAS has one crew member for every 2.6 passengers, while the 1,870-passenger CELEBRITY CENTURY has one crew member for every 2.1 passengers. The cost advantage presumes ships are fully booked. In fact, utilization tends to increase with vessel size …. In 2011, for example, 86 percent of the 2000+ passenger cruise ships had utilization above 100 percent, while 39 percent of the smaller ships had utilization*

[1] CruiseMapper, www.cruisemapper.com, (accessed January 2019).

[2] See Appendix 13 for additional information.

> *above 100 percent. The outliers were Disney's family cruises (highs), and repositioning cruises (lows). The overall utilization rate for 2,000+ passenger cruise vessels was 111 percent, compared to 104 percent for smaller vessels. (Emphasis added.)*

Further, cruise ship utilization rates reported for the second and third quarters of 2010 and 2011 averaged 113% of LBC. Second and third quarter utilization data, as reported, was consistently higher than first and fourth quarter utilization. Since the second and third quarters are roughly comparable to the SE Alaska cruise ship season, the higher reported utilization rates support using a 110% of LBC utilization to determine passenger loads aboard cruise vessels calling at SE Alaska communities.[1]

Finally, a 2016 port development plan report entitled *City Of Ketchikan Planning And Design Of Port Improvements* prepared for the City of Ketchikan by Moffatt & Nichol, a team that has also worked for the Municipality of Skagway on port development planning, states at page 23 that, in 2016, cruise ships operating in the Alaska market "tend to operate at between 105% and 115% of lower berth capacity." The Ketchikan report then assumes at page 28 that, for port planning purposes, cruise ship "passenger levels run at an average of 110% of [LBC] capacity" in the Alaska cruise ship market.

These reports support setting an upper range of cruise ship passenger capacities at 110% of LBC for purposes of this study. Indeed these reports suggest 110% of LBC is actually a conservative estimate of actual utilization, especially in light of apparent increasing use of larger vessels including megaships.

Portion of Cruise Ship Passengers Disembarking

This report estimates the portion of cruise ship passengers disembarking while at Skagway will likely range from 95% of 110% LBC to 85% of 100% LBC.

Obviously, there are many factors determining how many cruise ship passengers actually disembark in any given port. Weather conditions, personal interests, personal health, "been here before," shore excursion offerings, crew recommendations, duration of the port call, etc., can affect those decisions. There are some surveys and many estimates of the portion of cruise ship passengers who disembark in port. Appendix 15 includes a table showing some relevant findings. These studies, conducted in other ports, primarily in the Caribbean and Canada, some based upon in-cabin surveys conducted on the days of port calls, suggest the number of passengers going ashore can be significantly below the potential suggested by ship capacity.[2]

---

[1] Appendix 14 includes annotated version of information shown in Appendix 13.

[2] Cruise ship port calls in Skagway are among the longest in SE Alaska (See discussion at "Time in Port," page 17). This would seemingly provide passengers and crew more opportunities to choose time and circumstances to their liking for going ashore, and thereby increase the proportion of passengers going ashore. While arguably a reasonable

Time Cruise Ship Passengers Spend Ashore

This report estimates that the time cruise ship passengers spend ashore ranges from 2 hours to 4 hours less than the actual time the ship is in port.

Little data is available to support estimates of the average amount of time cruise ship passengers spend ashore during a port call. Anecdotal information is generally all that is available. Nevertheless, estimates are essential to determining a range of the potential demand visiting cruise ship passengers impose on Municipality services and facilities. For example, at minimum, it simply takes time for passengers to disembark. Further, passengers are either required or feel compelled to return to the ship some minimal amount of time prior to departure. Others will determine when to leave the ship and when to return based on the timing of scheduled tours or simply the duration of the port call. Many factors influence passengers' individual choices regarding time, if any, they spend ashore. (See also discussion at footnote #, page 27)

Ship Passenger Ashore Service Hours

The ship passenger ashore service hours is an estimate of the Municipality service hours available to cruise ship passengers while ashore during their visits. It is the sum of the products of each ship's passenger count (either 100% or 110% LBC) ashore times the hours spent ashore for all ships scheduled to visit Skagway.

Cruise Ship Complement

This report assumes the cruise ship crews are always at 100% of the reported complement.

To ensure data consistency this report relied, with only one exception, on the Cruise Mapper online database to obtain cruise ship complement data. The single exception was MS Roald Amundsen. Although Roald Amundsen was not included in CLAA's January 4, 2019, draft Skagway calendar, it does appear in Juneau's and Ketchikan's schedules and is therefore included in any comparative data reflecting the three communities. Consistent complement data for MS Roald Amundsen was available on other online cruise ship listings, including the AlaskanCruise.com site, and was included in this study where appropriate.[1]

---

assumption, data is not available to test it; additional study would be required.

[1] CruiseMapper, http://cruisemapper.com.

AlaskanCruise.com, https://www.alaskancruise.com/cruise_ship/MS_Roald_Amundsen.cfm.

Portion of Cruise Ship Crew Disembarking

This report assumes crew onshore visits could range from 20% to 30% of a ship's complement.

Estimating the potential demand cruise ship crews may impose on Municipality services and facilities is difficult. While ship crews on shore leave represent an identifiable and significant component of cruise ship visitor demand on those services and facilities, it is difficult to find definitive studies that reflect the numbers of crew members going ashore during port calls. In general, studies of crew presence ashore in local communities is limited to their contributions to local economies; the resulting data is generally aggregated and only reflects total dollars spent during the season that can be associated with crew. It generally does not reflect individual crew members' decisions to go ashore, the portion of the ship's scheduled in-port time they were able to spend ashore, or the uses of local government facilities or services. Money, not time, individuals spend ashore is the focus in most available studies.

In any event, cruise ship crew members are present in Skagway; their presence on shore leave is an incidental fact of their jobs aboard the ships. At least some, probably a significant portion, of the ship's crew must remain on-board to maintain and operate the ship's various systems and provide passenger and other support services during some portion of, if not the entire time, the ship is in port.

In addition, even if work schedules allow, crew members can choose whether to go ashore. Their decisions likely would be influenced by the same factors that influence passengers' decisions. Weather conditions, personal interest, personal health, shopping or shore excursion offerings, duration of the port call, etc., can influence those decisions. Also, according to the draft 2019 cruise ship schedule, 20 ships' crews will visit Skagway upwards of 15 or more times during the season; so, depending on crew work schedules and other reasons, some likely will opt to stay aboard during some, maybe most, port calls. Some undoubtedly will go ashore at every opportunity and will make many visits. A number of reports were reviewed as part of the 2017 report to determine what, if any, information was readily available to shed light on this question. Relevant findings are shown in a table included as Appendix 16. That summary suggests the percentage of crew going ashore ranges from 23% to 45% and averaging 38%.

A November 2016 McDowell Group report entitled *Ketchikan Cruise Industry Surveys* prepared for the Ketchikan Gateway Borough also sheds some light on this matter. Although the study does not address the specific question, it does report that, on average, surveyed crew went ashore 7.41 times during the cruise season.[1] Applying

[1] Surveyed crew members reported "38 percent had taken shore leave in Ketchikan 1-4 times, one-fifth (20 percent) had taken shore leave 5-9 times, one-quarter (25 percent) had taken shore leave 10-14 times, and 11 percent had taken shore leave over 15 times" while in Ketchikan during the 2016 cruise ship season. "The average number of visits was 7.4."

feature scaling to actual 2016 cruise ship visit schedules, ship complement data, and the McDowell Group survey average of 7.4 crew shore visits per season, a range of 2%-30%, averaging 18%, of crew going ashore in Ketchikan seems a reasonable range. A table showing that analysis is included as Appendix 17. Given the purpose and method of the McDowell study, that conclusion should be viewed cautiously. Interestingly, however, the resulting conclusion is similar to one offered by Patti Mackie, Ketchikan Visitor Bureau Executive Director, in 2008. As noted in the 2008 report, Ms. Mackie opined that one could conservatively estimate that 20 to 25 percent of a ship's crew will be on shore leave during ships time in port. She cautioned that her estimate was based on personal observations only, since she was not aware of any formal reports or studies with authoritative estimates.

In any event, it seems reasonable to assume 70% to 80% of the crew could be required to perform duties on board during the majority of the time the ship is in port or otherwise choose to stay aboard during port calls, leaving 20% to 30% to go ashore during port calls. (See also discussion at footnote #, page 27.)

Time Cruise Ship Crews Spend Ashore

This report assumes crew members may be off the ship between three hours and five hours less than the actual time the ship is scheduled in port. As with passenger time ashore, the assumed time crew members will spend ashore during a ship's visit is only an estimate, based on very slim data. Nevertheless, as with the passenger time ashore, an estimate for crew seems equally essential to calculating the impact of visiting cruise ship crew on Municipality services and facilities.

This report estimates that range of the time crew members may be off the ship would likely fall between three hours and five hours less than the actual time the ship is scheduled in port. At minimum, cruise ship crews face the same disembarking and embarking issues that passengers face. Further, this estimate would also address the likelihood that crew with shifts partly overlapping the ship's scheduled hours in port would have opportunities to make shore visits, albeit of somewhat shorter duration. (See also discussion at footnote #, page 27.)

Ship Crew Ashore Service Hours

The ship crew service hours is an estimate of the Municipality service hours available to cruise ship crews during their visit. It is the sum of the products of each ship's crew ashore times the hours spent ashore for all ships scheduled to visit Skagway.

McDowell Group, *Ketchikan Cruise Industry Surveys*, p. 23

A Caveat re Report's Numbers and Calculations

All the estimates of demand for access to and use of Municipality services and facilities imposed by cruise ship visits included in this report may suggest a level of precision that the data and assumptions cannot support. These estimates only attempt to produce order-of-magnitude indicators of potential demand for access to or use of Municipality facilities and services as framed by several hypothetical scenarios.

Consideration of Need for Additional Study

This report highlights two areas deserving consideration for additional study.

Taken in order of appearance in this report, the first of these areas relates to the annual influx of non-resident business owners and employees augmenting the resident labor pool to meet demand created by cruise ship visitations in Skagway. Publicly available reports detailing this seasonal population increase are limited; and, since the most recent of the reports cited in this study was published in 2008, available information is now somewhat dated. According to these reports Skagway's population doubles, perhaps triples, as businesses draw on non-resident seasonal workers to meet the demand for cruise ship visitor-related goods and services. Anecdotal evidence suggests that, while those earlier reports are dated, they still offer a generally correct picture.

Seasonal doubling or tripling of the community's population imposes significant, predictable demands on local government facilities and services. That fact alone underscores the importance of having current and accurate data reflecting Skagway's seasonal non-resident population patterns at hand to ensure that the Municipality is adequately prepared to meet the demands this population imposes on its facilities and services. Further, there is expressed concern that these earlier reports may actually underestimate the overall seasonal bump in population as they do not fully account for families or partners accompanying these non-resident workers. Some, perhaps most, of these people may not be included in the employment data cited in those earlier studies.[1]

Regardless, all seasonal residents access Municipality facilities and services to some degree. It is, in fact, the total population residing temporarily or permanently in the community that impose demands on Municipality-provided facilities and services. Numbers count. Thus, consideration of additional study in this area seems justified.

The second area deserving consideration for additional study relates to lack of regionally and community relevant information regarding patterns of passenger and crew presence ashore during cruise ship calls at Skagway. Such information is currently unavailable.

Most studies of the cruise ship industry's impact in SE Alaska seem to focus on volumes of visitors and related contributions to State, regional and local economies. Even then, the emphasis is on cruise ship passengers; the contribution of crew members receives less, sometimes notably less, attention. Port communities, like Skagway, certainly benefit from the economic activity that the cruise ship industry generates. All related information is, of course, important for local decision-makers.

---

[1] Telephone conversations with Kaitlyn Jared, Skagway Development Corporation, February 26, 2019; and with Cody Jennings, SCVB, March 13, 2019.

However, given the nature and scope of their responsibilities to provide services and facilities for residents and visitors, port municipalities need to know more than the financial benefits derived from the presence of the cruise ship visitor industry. They also need to know the numbers of passengers and crew actually spending time ashore, how much time they spend ashore, and what municipal services and facilities they access and utilize or would to access and utilize if available. This is particularly true for small communities, like Skagway, where the numbers of visiting cruise ship passengers and crew on any given day are likely to be many times greater than the local population. Especially for those smaller municipalities, careful planning is critically important in order to provide the services and facilities required to support relatively massive influxes of visitors. Detailed information about passenger and crew visit patterns could offer material support for port communities, especially smaller communities like Skagway, as they attempt to plan for and provide levels of service and facilities appropriate for the visitors they host.

Several of the assumptions upon which this report's four scenarios are based are limited by lack of useful data regarding these important cruise ship visitor patterns. While the numbers of cruise ship passengers and crew visiting the community are readily available, data reflecting the numbers that actually go ashore while in port, the hours they spend ashore, and the public facilities and services they utilize while ashore are generally not readily available, at least from publicly accessible reports. Specifically sections entitled "Portion of Cruise Ship Passengers Disembarking", "Time Cruise Ship Passengers Spend Ashore", "Portion of Cruise Ship Crew Disembarking", and "Time Cruise Ship Crews Spend Ashore", would benefit from reliable data addressing those visitor patterns. Additional study is required to provide that data as it pertains to cruise ship activity in SE Alaska and Skagway in particular.

In this regard, an October 2015 study prepared by Business Research & Economic Advisors for the "Florida-Caribbean Cruise Association and Participating Destinations" could be instructive. Relevant portions of that 95-page report, *Economic Contribution Of Cruise Tourism To The Destination Economies, A Survey based Analysis of the Impacts of Passenger, Crew and Cruise Line Spending, Volume I, Aggregate Analysis*, are included as Appendix 15 to this report.

Note, for example, that report's discussion of "Surveys of Passengers and Crew:" (p. 26 of that report)

> *Passenger and crew surveys were designed to collect data for onshore spending and visit satisfaction by both passengers and crew ... While the crew survey was slightly shorter than the passenger survey, both surveys were designed to collect the following information:*
>
> - *hours spent ashore;*
> - *expenditures by category, including shore tours, food & beverages, clothing, etc.;*

- *visit satisfaction, including shore tour, friendliness of residents, prices, shopping, etc.;*
- *likelihood of returning for a land-based vacation; and*
- *demographic characteristics, including country of residence, age group, income, etc. (Emphasis added.)*

Also note that report's discussion of survey methods: (p. 27 of that report)

> *On any given cruise itinerary, passengers and crew were surveyed following a single call. The surveys were placed in passenger cabins and crew living quarters during the day of a designated survey. Passengers and crew, then, first viewed the survey upon their return from their onshore visit. They were asked to complete the survey in their quarters and to return the survey to a designated crew member. At the conclusion of the cruise, the surveys were returned to BREA for tabulation. (Emphasis added)*

Finally note samples of "Confidential Cruise Passenger Survey" and "Confidential Crew Survey" documents (pages 35 and 37 respectively) from that report. In addition to attempting to determine typical visitor economic activity (types and values of expenditures, etc.), these surveys also attempt to determine the time passengers and crew spent ashore and the facilities or activities these visitors accessed while ashore.

Obviously, to be useful to Skagway, the referenced surveys would require modification. However, access to reasonably accurate, survey-based information reflecting the portion of passenger and crew that typically go ashore during port calls, the time those visitors spend ashore during port calls, and the local government facilities and services those visitors access, all potentially available through such survey methods, could benefit the Municipality's efforts to plan and provide appropriate visitor services. That information is not readily available at present.

While additional study in both these areas seems warranted, consideration first must be given to what information actually may prove useful (more than just interesting to know) to the Municipality's legitimate interest in having sufficient and necessary information at hand to plan and provide those public facilities and services it deems necessary, appropriate and adequate for the annual influx of cruise ship visitors.

Appendix 1

Annotated Copy of SCVB's Table: Skagway Arrivals by Category 1983 — 2018

Skagway Arrivals by Category 1983-2018

YEAR	CRUISE	CREW	AMHS	HIGHWAY	WP&YR	FWX	AIR	Marine	TOTAL	% change
1983	48,066		25,288	72,384	NA	15,000	3,500	NA	164,238	
1984	54,907		25,196	79,215	NA	15,000	3,750	NA	178,068	**8.42%**
1985	77,623		31,522	89,542	NA	15,000	4,000	NA	217,687	**22.25%**
1986	100,695		30,981	91,908	NA	15,000	4,250	NA	242,834	**11.55%**
1987	119,279		30,905	70,993	NA	15,498	4,953	NA	241,628	**-0.50%**
1988	115,505		31,481	74,614	NA	15,123	5,957	NA	242,680	**0.44%**
1989	112,692		29,997	63,789	15,972	14,562	7,233	NA	244,245	**0.64%**
1990	136,512		33,234	63,237	16,072	17,767	4,799	NA	271,621	**11.21%**
1991	141,284		33,630	64,610	19,069	19,157	4,853	1,163	283,766	**4.47%**
1992	145,973		37,216	79,946	17,809	18,852	7,947	2,000	309,743	**9.15%**
1993	192,549		33,650	80,709	16,313	13,220	10,092	3,000	349,533	**12.85%**
1994	204,387		34,270	81,172	15,865	13,000	10,000	3,000	361,694	**3.48%**
1995	256,788		33,961	87,977	15,521	13,000	17,000	4,100	428,347	**18.43%**
1996	299,651		35,760	86,536	20,871	14,782	20,721	4,000	482,321	**12.60%**
1997	438,305		27,659	91,849	14,416	0	11,466	7,173	590,868	**22.51%**
1998	494,961		31,324	100,784	20,432	2,671	20,679	7,923	678,774	**14.88%**
1999	525,507		31,467	92,291	20,422	0	15,963	4,767	690,417	**1.72%**
2000	565,639		30,732	94,925	19,231	0	15,626	8,362	734,515	**6.39%**
2001	599,520		23,232	82,629	20,674	0	7,479	10,205	743,739	**1.26%**
2002	611,638	258,031	26,224	80,421	14,361	0	5,641	12,154	1,008,470	**35.59%**
2003	639,742		23,814	74,750	13,065	0	6,340	23,724	781,435	**-22.51%**
2004	722,095	308,472	23,171	77,837	13,187	0	6,046	15,069	1,165,877	**49.20%**
2005	772,332	326,188	21,264	71,387	17,071	0	6,382	14,343	1,228,967	**5.41%**
2006	755,314		20,581	61,870	17,826	0	5,687	13,558	874,836	**-28.82%**
2007	820,744	344,338	17,738	68,855	16,514	0	4,890	5,069	1,278,148	**46.10%**
2008	765,492	323,017	16,076	65,826	18,326	0	3,787	13,833	1,206,357	**-5.62%**
2009	779,043	323,861	16,462	67,232	16,157	0	4,611	9,760	1,217,126	**0.89%**
2010	713,733	284,139	17,687	66,238	16,822	0	5,406	7,958	1,111,983	**-8.64%**
2011	708,015	293,190	16,393	64,368	16,059	0	6,419	8,726	1,113,170	**0.11%**
2012	754,255	308,812	17,410	66,016	15,293	0	5,129	8,029	1,174,944	**5.55%**
2013	821,971	336,189	17,321	67,610	15,054	0	5,963	7,530	1,271,638	**8.23%**
2014	821,888	337,773	17,006	64,844	15,230	0	6,178	6,898	1,269,817	**-0.14%**
2015	786,228	320,406	15,112	90,252	21,317	0	6,320	3,749	1,243,384	**-2.08%**
2016	779,232	312,497	15,251	99,956	13,114	0	4,821	6,955	1,231,826	**-0.93%**

NON-CRUISE SHIP VISITORS	
TOTAL	% of GRAND TOTAL
116,172	71%
123,161	69%
140,064	64%
142,139	59%
122,349	51%
127,175	52%
131,553	54%
135,109	50%
142,482	50%
163,770	53%
156,984	45%
157,307	43%
171,559	40%
182,670	38%
152,563	26%
183,813	27%
164,910	24%
168,876	23%
144,219	19%
138,801	14%
141,693	18%
135,310	12%
130,447	11%
119,522	14%
113,066	9%
117,848	10%
114,222	9%
114,111	10%
111,965	10%
111,877	10%
113,478	9%
110,156	9%
136,750	11%
140,097	11%

1

Skagway Arrivals by Category 1983-2018

YEAR	CRUISE	CREW	AMHS	HIGHWAY	WP&YR	FWX	AIR	Marine	TOTAL	% change
2017	781,926	349,846	12,304	100,816	10,969	0	4,706	44,566	1,305,133	**5.95%**
2018	910,176	366,448	18,647	100,318	2,231		4,910	6,479	1,409,209	**7.97%**
2017 to '18	**16.40%**	**4.75%**	**51.55%**	**-0.49%**	**-79.66%**		**4.33%**	**-85.46%**	**7.97%**	
Change			May-Sept	May-Sept			May-Sept			

NON-CRUISE SHIP VISITORS	
TOTAL	% of GRAND TOTAL
173,361	13%
132,585	9%

An Overview	
110,156	**Minimum**
183,813	**Maximum**
138,393	**Average**
136,030	**Median**

"Marine Transit" Category includes: Allen Marine, Fjord Express & Haines Fast Ferry

Note: 1983-1997 totals are for the months of May through September

Note: 1998-2001 totals are for the months of April through September

Note: 2002 totals are for the months of May through October

Note: 2003 - 2014 totals are for the months of May through September

Note: 2003 & 2006 missing crew totals

Note: 2013 highway traffic included RT tour bus traffic

Note: 2014 does not include Allen Marine

Note 2015 does not include visitors arriving by bus

Note: 2016 missing Allen Marine arrivals. Cruise pax total includes April arrivals.

Note: 2017: Fast Ferry reported all rt Hns->Skg. in addition to weekly Cruise ship transfers

Appendix 2

January 4, 2019, Draft Cruise Ship Schedule — Skagway, Alaska

Cruise Line Agencies of Alaska

Cruise Ship Calendar for 2019

FOR PORT(S) = SKG
AND SHIP(S) = ALL
AND VOYAGES = ALL

10:30 Friday, January 04, 2019 **Cruise Line Agencies of Alaska, Cruise Ship Calendar for 2019** Page 1 of 5

Sunday, April 28	Monday, April 29 SKG RUBY PRINCESS 07:00 - 20:30 RRF	Tuesday, April 30 SKG NORWEGIAN JOY 07:00 - 20:15 RRA	Wednesday, May 1	Thursday, May 2 SKG CARNIVAL LEGEND 07:00 - 20:00 RRF	Friday, May 3 SKG STAR PRINCESS 07:00 - 20:30 RRF	Saturday, May 4 SKG ISLAND PRINCESS 07:00 - 20:30 RRF
Sunday, May 5	Monday, May 6	Tuesday, May 7 SKG NORWEGIAN JOY 07:00 - 20:15 RRA SKG NIEUW AMSTERDAM 07:00 - 21:00 RRF	Wednesday, May 8 SKG NORWEGIAN BLISS 07:00 - 20:15 RRA	Thursday, May 9 SKG CARNIVAL LEGEND 07:00 - 20:00 RRF	Friday, May 10 SKG GRAND PRINCESS 06:00 - 20:45 RRF SKG GOLDEN PRINCESS 07:00 - 20:30 RRA	Saturday, May 11 SKG CORAL PRINCESS 07:00 - 20:30 RRA SKG VOLENDAM 07:00 - 21:00 RRF
Sunday, May 12 SKG ISLAND PRINCESS 07:00 - 20:30 RRF	Monday, May 13 SKG SEVEN SEAS MARINER 07:00 - 15:00 BRD SKG ECLIPSE 08:00 - 21:00 RRA	Tuesday, May 14 SKG RUBY PRINCESS 06:30 - 20:15 RRF SKG SOLSTICE 07:00 - 18:00 RRA SKG NIEUW AMSTERDAM 07:00 - 21:00 BRD	Wednesday, May 15 SKG ROYAL PRINCESS 06:00 - 20:30 RRF SKG MILLENNIUM 07:00 - 16:00 ORE SKG NORWEGIAN BLISS 07:00 - 20:15 RRA	Thursday, May 16 SKG WESTERDAM 07:00 - 16:00 BRD SKG STAR PRINCESS 07:00 - 17:00 RRA SKG NOORDAM 07:00 - 21:00 RRF	Friday, May 17 SKG CARNIVAL LEGEND 07:00 - 20:00 RRF	Saturday, May 18 SKG ISLAND PRINCESS 07:00 - 20:30 RRA SKG VOLENDAM 07:00 - 21:00 RRF
Sunday, May 19 SKG CORAL PRINCESS 07:00 - 20:30 RRF	Monday, May 20 SKG MILLENNIUM 07:00 - 20:30 RRF SKG OVATION OF SEAS 07:00 - 20:30 RRA SKG SEVEN SEAS MARINER 09:00 - 18:00 BRD	Tuesday, May 21 SKG ROYAL PRINCESS 05:30 - 20:30 RRF SKG SOLSTICE 07:00 - 18:00 RRA SKG RUBY PRINCESS 07:00 - 20:15 ORE SKG NIEUW AMSTERDAM 07:00 - 21:00 BRD	Wednesday, May 22 SKG GOLDEN PRINCESS 05:30 - 20:30 BRD SKG RADIANCE OF THE SEA 07:00 - 16:30 ORE SKG NORWEGIAN JOY 07:00 - 17:00 RRA SKG NORWEGIAN BLISS 07:00 - 20:15 RRF	Thursday, May 23 SKG STAR PRINCESS 07:00 - 17:00 RRA SKG WESTERDAM 07:00 - 21:00 RRF SKG DISNEY WONDER 07:15 - 19:45 ORE	Friday, May 24 SKG QUEEN ELIZABETH 07:00 - 18:00 RRA SKG CARNIVAL LEGEND 07:00 - 20:00 RRF SKG NORWEGIAN JEWEL 08:00 - 20:00 ORE	Saturday, May 25 SKG CORAL PRINCESS 07:00 - 20:30 RRA SKG VOLENDAM 07:00 - 21:00 RRF
Sunday, May 26 SKG ISLAND PRINCESS 07:00 - 20:30 RRF	Monday, May 27 SKG OVATION OF SEAS 07:00 - 20:30 RRA SKG RADIANCE OF THE SEA 07:00 - 20:30 RRF	Tuesday, May 28 SKG GOLDEN PRINCESS 05:30 - 20:30 RRF SKG SOLSTICE 07:00 - 18:00 RRA SKG RUBY PRINCESS 07:00 - 20:15 ORE SKG NIEUW AMSTERDAM 07:00 - 21:00 BRD	Wednesday, May 29 SKG AZAMARA QUEST 06:00 - 16:30 RRF SKG ROYAL PRINCESS 06:00 - 20:30 RRA SKG MILLENNIUM 07:00 - 16:00 ORE SKG NORWEGIAN BLISS 07:00 - 20:15 BRD	Thursday, May 30 SKG STAR PRINCESS 07:00 - 17:00 RRA SKG NOORDAM 07:00 - 21:00 RRF SKG DISNEY WONDER 07:15 - 19:45 BRD SKG SEVEN SEAS MARINER 08:00 - 18:00 ORE	Friday, May 31 SKG GRAND PRINCESS 06:00 - 20:30 RRA SKG NORWEGIAN JEWEL 07:00 - 17:00 ORE SKG CARNIVAL LEGEND 07:00 - 21:00 RRF SKG VIKING ORION 08:00 - 18:00 BRD	Saturday, June 1 SKG ISLAND PRINCESS 07:00 - 20:30 RRA SKG VOLENDAM 07:00 - 21:00 RRF
Sunday, June 2 SKG CORAL PRINCESS 07:00 - 20:30 RRF	Monday, June 3 SKG QUEEN ELIZABETH 07:00 - 18:00 BRD SKG MILLENNIUM 07:00 - 20:30 RRF SKG OVATION OF SEAS 07:00 - 20:30 RRA	Tuesday, June 4 SKG ROYAL PRINCESS 05:30 - 20:30 RRF SKG SOLSTICE 07:00 - 18:00 RRA SKG RUBY PRINCESS 07:00 - 20:15 ORE SKG NIEUW AMSTERDAM 07:00 - 21:00 BRD	Wednesday, June 5 SKG GOLDEN PRINCESS 05:30 - 20:30 BRD SKG RADIANCE OF THE SEA 07:00 - 16:30 ORE SKG NORWEGIAN JOY 07:00 - 17:00 RRA SKG NORWEGIAN BLISS 07:00 - 20:15 RRF	Thursday, June 6 SKG STAR PRINCESS 07:00 - 17:00 RRA SKG WESTERDAM 07:00 - 16:00 ORE SKG DISNEY WONDER 07:15 - 19:45 RRA	Friday, June 7 SKG CARNIVAL LEGEND 07:00 - 21:00 RRF SKG REGATTA 08:00 - 17:00 RRA SKG NORWEGIAN JEWEL 08:00 - 20:00 BRD	Saturday, June 8 SKG CORAL PRINCESS 07:00 - 20:30 RRA SKG VOLENDAM 07:00 - 21:00 RRF
Sunday, June 9 SKG ISLAND PRINCESS 07:00 - 20:30 RRF SKG SEVEN SEAS MARINER 07:00 - 14:00 ORE SKG AZAMARA QUEST 07:00 - 17:00 RRA SKG CRYSTAL SYMPHONY 07:00 - 18:00 BRD	Monday, June 10 SKG GRAND PRINCESS 06:45 - 20:45 BRD SKG OVATION OF SEAS 07:00 - 20:30 RRA SKG RADIANCE OF THE SEA 07:00 - 20:30 RRF SKG VIKING ORION 08:00 - 18:00 ORE	Tuesday, June 11 SKG GOLDEN PRINCESS 05:30 - 20:30 BRD SKG SOLSTICE 07:00 - 18:00 RRA SKG RUBY PRINCESS 07:00 - 20:15 ORE SKG NIEUW AMSTERDAM 07:00 - 21:00 BRD	Wednesday, June 12 SKG ROYAL PRINCESS 06:00 - 20:30 RRF SKG MILLENNIUM 07:00 - 16:00 RRA SKG NORWEGIAN BLISS 07:00 - 20:15 ORE	Thursday, June 13 SKG STAR PRINCESS 07:00 - 17:00 RRF SKG NOORDAM 07:00 - 21:00 ORE SKG DISNEY WONDER 07:15 - 19:45 RRA	Friday, June 14 SKG NORWEGIAN JEWEL 06:00 - 17:00 BRD SKG QUEEN ELIZABETH 07:00 - 20:00 RRA SKG CARNIVAL LEGEND 07:00 - 21:00 RRF	Saturday, June 15 SKG ISLAND PRINCESS 07:00 - 20:30 RRA SKG VOLENDAM 07:00 - 21:00 RRF

Sunday, June 16			Monday, June 17			Tuesday, June 18			Wednesday, June 19			Thursday, June 20			Friday, June 21			Saturday, June 22		
SKG	CORAL PRINCESS	RRF	SKG	MILLENNIUM	RRF	SKG	ROYAL PRINCESS	RRF	SKG	GOLDEN PRINCESS	BRD	SKG	AMERICAN CONSTELLA		SKG	CARNIVAL LEGEND	RRF	SKG	CORAL PRINCESS	RRA
	06:30 - 20:30			07:00 - 20:30			05:30 - 20:30			05:30 - 20:30			-05:00			07:00 - 21:00			07:00 - 20:30	
SKG	SEVEN SEAS MARINER	RRA	SKG	OVATION OF SEAS	RRA	SKG	SOLSTICE	RRA	SKG	RADIANCE OF THE SEA	ORE		07:00 - 16:30		SKG	GRAND PRINCESS	BRD	SKG	VIKING ORION	RRA	SKG	VOLENDAM	RRF
	07:00 - 17:00			07:00 - 20:30			07:00 - 18:00			07:00 - 16:30		SKG	GRAND PRINCESS	BRD		05:30 - 20:30			08:00 - 18:00			07:00 - 21:00	
						SKG	RUBY PRINCESS	ORE	SKG	NORWEGIAN JOY	RRA		07:00 - 17:00		SKG	STAR PRINCESS	RRA	SKG	NORWEGIAN JEWEL	BRD			
							07:00 - 20:15			07:00 - 17:00		SKG	STAR PRINCESS	RRA		07:00 - 17:00			08:00 - 20:00				
						SKG	NIEUW AMSTERDAM	BRD	SKG	NORWEGIAN BLISS	RRF	SKG	WESTERDAM	RRF								
							07:00 - 21:00			07:00 - 20:15			07:00 - 21:00									
									SKG	AMERICAN CONSTELLA	ORE	SKG	DISNEY WONDER	ORE								
										09:00 -			07:15 - 19:45									
Sunday, June 23			Monday, June 24			Tuesday, June 25			Wednesday, June 26			Thursday, June 27			Friday, June 28			Saturday, June 29		
SKG	AMERICAN CONSTELLA		SKG	AMERICAN CONSTELLA		SKG	GOLDEN PRINCESS	RRF	SKG	ROYAL PRINCESS	RRF	SKG	STAR PRINCESS	RRA	SKG	NORWEGIAN JEWEL	BRD	SKG	ISLAND PRINCESS	RRA
	-05:00			-05:00			05:30 - 20:30			06:00 - 20:30			06:30 - 17:00			07:00 - 17:00			06:00 - 20:30	
SKG	ISLAND PRINCESS	RRF	SKG	QUEEN ELIZABETH	BRD	SKG	SOLSTICE	RRA	SKG	MILLENNIUM	ORE	SKG	AZAMARA QUEST	ORE	SKG	CRYSTAL SYMPHONY	RRA	SKG	GRAND PRINCESS	BRD
	06:00 - 20:30			07:00 - 20:00			07:00 - 18:00			07:00 - 16:00			07:00 - 17:00			07:00 - 19:00			06:30 - 20:15	
SKG	SEVEN SEAS MARINER	BRD	SKG	OVATION OF SEAS	RRA	SKG	RUBY PRINCESS	ORE	SKG	NORWEGIAN BLISS	RRA	SKG	NOORDAM	RRF	SKG	CARNIVAL LEGEND	RRF	SKG	ASUKA II	ORE
	07:00 - 15:00			07:00 - 20:30			07:00 - 20:15			07:00 - 20:15			07:00 - 21:00			07:00 - 21:00			07:00 - 17:00	
SKG	REGATTA	RRA	SKG	RADIANCE OF THE SEA	RRF	SKG	NIEUW AMSTERDAM	BRD				SKG	DISNEY WONDER	BRD				SKG	VOLENDAM	RRF
	07:00 - 17:00			07:00 - 20:30			07:00 - 21:00						07:15 - 19:45						07:00 - 21:00	
Sunday, June 30			Monday, July 1			Tuesday, July 2			Wednesday, July 3			Thursday, July 4			Friday, July 5			Saturday, July 6		
SKG	CORAL PRINCESS	RRF	SKG	MILLENNIUM	RRF	SKG	ROYAL PRINCESS	RRF	SKG	GOLDEN PRINCESS	BRD	SKG	STAR PRINCESS	BRD	SKG	GRAND PRINCESS	ORE	SKG	CORAL PRINCESS	RRA
	06:30 - 20:30			07:00 - 20:30			05:30 - 20:30			05:30 - 20:30			07:00 - 17:00			07:00 - 20:30			07:00 - 20:30	
SKG	SEVEN SEAS MARINER	RRA	SKG	OVATION OF SEAS	RRA	SKG	SOLSTICE	RRA	SKG	RADIANCE OF THE SEA	ORE	SKG	WESTERDAM	ORE	SKG	CARNIVAL LEGEND	RRF	SKG	VOLENDAM	RRF
	07:00 - 17:00			07:00 - 20:30			07:00 - 18:00			07:00 - 16:30			07:00 - 21:00			07:00 - 21:00			07:00 - 21:00	
SKG	VIKING ORION	BRD	SKG	SILVER MUSE	ORE	SKG	RUBY PRINCESS	ORE	SKG	NORWEGIAN JOY	RRA	SKG	DISNEY WONDER	BRD	SKG	AMSTERDAM	ORE				
	08:00 - 18:00			08:00 - 17:30			07:00 - 20:15			07:00 - 17:00			07:15 - 19:45			08:00 - 17:00					
			SKG	AMERICAN CONSTELLA		SKG	NIEUW AMSTERDAM	BRD	SKG	NORWEGIAN BLISS	RRF	SKG	REGATTA	RRA	SKG	NORWEGIAN JEWEL	BRD				
				08:30 - 17:30			07:00 - 21:00			07:00 - 20:15			09:00 - 19:30			08:00 - 20:00					
Sunday, July 7			Monday, July 8			Tuesday, July 9			Wednesday, July 10			Thursday, July 11			Friday, July 12			Saturday, July 13		
SKG	ISLAND PRINCESS	RRF	SKG	AZAMARA QUEST	BRD	SKG	GOLDEN PRINCESS	RRF	SKG	ROYAL PRINCESS	RRF	SKG	STAR PRINCESS	RRA	SKG	NORWEGIAN JEWEL	BRD	SKG	ISLAND PRINCESS	RRA
	06:00 - 20:30			07:00 - 17:00			05:30 - 20:30			06:00 - 20:30			07:00 - 17:00			07:00 - 17:00			07:00 - 20:30	
SKG	SEVEN SEAS MARINER	RRA	SKG	OVATION OF SEAS	RRA	SKG	SOLSTICE	RRA	SKG	MILLENNIUM	ORE	SKG	NOORDAM	RRF	SKG	CARNIVAL LEGEND	RRF	SKG	VOLENDAM	RRF
	07:00 - 17:00			07:00 - 20:30			07:00 - 18:00			07:00 - 16:00			07:00 - 21:00			07:00 - 21:00			07:00 - 21:00	
SKG	SILVER MUSE	ORE	SKG	RADIANCE OF THE SEA	RRF	SKG	RUBY PRINCESS	ORE	SKG	CRYSTAL SYMPHONY	BRD	SKG	VIKING ORION	BRD	SKG	AMSTERDAM	RRA				
	08:00 - 17:00			07:00 - 16:30			07:00 - 20:15			07:00 - 17:30			08:00 - 18:00			08:00 - 17:00					
			SKG	AMERICAN CONSTELLA		SKG	NIEUW AMSTERDAM	BRD	SKG	NORWEGIAN BLISS	RRA											
				08:30 - 17:30			07:00 - 21:00			07:00 - 20:15												
Sunday, July 14			Monday, July 15			Tuesday, July 16			Wednesday, July 17			Thursday, July 18			Friday, July 19			Saturday, July 20		
SKG	AMERICAN CONSTELLA		SKG	AMERICAN CONSTELLA		SKG	ROYAL PRINCESS	RRF	SKG	GOLDEN PRINCESS	BRD	SKG	STAR PRINCESS	RRA	SKG	GRAND PRINCESS	RRA	SKG	CORAL PRINCESS	RRA
	05:00 -			-05:00			05:30 - 20:30			05:30 - 20:30			07:00 - 17:00			07:00 - 20:30			07:00 - 20:30	
SKG	CORAL PRINCESS	RRF	SKG	MILLENNIUM	RRF	SKG	SOLSTICE	RRA	SKG	RADIANCE OF THE SEA	ORE	SKG	WESTERDAM	RRF	SKG	CARNIVAL LEGEND	RRF	SKG	VOLENDAM	RRF
	06:30 - 20:30			07:00 - 20:30			07:00 - 18:00			07:00 - 16:30			07:00 - 21:00			07:00 - 21:00			07:00 - 21:00	
SKG	CRYSTAL SYMPHONY	RRA	SKG	OVATION OF SEAS	RRA	SKG	QUEEN ELIZABETH	ORE	SKG	CRYSTAL SYMPHONY	RRA	SKG	SEVEN SEAS MARINER	ORE	SKG	NORWEGIAN JEWEL	BRD	SKG	VISTAMAR	ORE
	10:00 - 20:00			07:00 - 20:30			07:00 - 20:15			07:00 - 17:00			08:00 - 18:00			08:00 - 18:00			08:00 - 18:00	
			SKG	SILVER MUSE	ORE	SKG	NIEUW AMSTERDAM	BRD	SKG	NORWEGIAN BLISS	RRF							SKG	REGATTA	BRD
				08:00 - 17:30			07:00 - 21:00			07:00 - 20:15									08:00 - 22:00	
Sunday, July 21			Monday, July 22			Tuesday, July 23			Wednesday, July 24			Thursday, July 25			Friday, July 26			Saturday, July 27		
SKG	AMERICAN CONSTELLA		SKG	AMERICAN CONSTELLA		SKG	GOLDEN PRINCESS	RRF	SKG	ROYAL PRINCESS	RRF	SKG	STAR PRINCESS	RRA	SKG	NORWEGIAN JEWEL	BRD	SKG	CRYSTAL SYMPHONY	BRD
	05:00 -			-05:00			05:30 - 20:30			06:00 - 20:30			06:30 - 17:00			07:00 - 17:00			07:00 - 15:30	
SKG	LE SOLEAL	RRA	SKG	OVATION OF SEAS	RRA	SKG	SOLSTICE	RRA	SKG	MILLENNIUM	ORE	SKG	AZAMARA QUEST	ORE	SKG	CARNIVAL LEGEND	RRF	SKG	ISLAND PRINCESS	RRA
	06:00 - 20:30			07:00 - 20:30			07:00 - 18:00			07:00 - 16:00			07:00 - 17:00			07:00 - 21:00			07:00 - 20:30	
SKG	ISLAND PRINCESS	RRF	SKG	RADIANCE OF THE SEA	RRF	SKG	RUBY PRINCESS	ORE	SKG	NORWEGIAN BLISS	RRA	SKG	NOORDAM	RRF				SKG	VOLENDAM	RRF
	06:30 - 20:30			07:00 - 20:30			07:00 - 20:15			07:00 - 20:15			07:00 - 21:00						07:00 - 21:00	
SKG	SILVER MUSE	ORE				SKG	NIEUW AMSTERDAM	BRD				SKG	DISNEY WONDER	BRD							
	08:00 - 17:00						07:00 - 21:00						07:15 - 19:45								
Sunday, July 28			Monday, July 29			Tuesday, July 30			Wednesday, July 31			Thursday, August 1			Friday, August 2			Saturday, August 3		
SKG	CORAL PRINCESS	RRF	SKG	MILLENNIUM	RRF	SKG	ROYAL PRINCESS	RRF	SKG	GOLDEN PRINCESS	BRD	SKG	STAR PRINCESS	BRD	SKG	LE SOLEAL	ORE	SKG	CORAL PRINCESS	RRF
	06:30 - 20:30			07:00 - 20:30			07:00 - 20:30			05:30 - 20:30			07:00 - 17:00			06:00 - 20:30			07:00 - 20:30	
SKG	SEVEN SEAS MARINER	RRA	SKG	OVATION OF SEAS	RRA	SKG	SOLSTICE	RRA	SKG	RADIANCE OF THE SEA	ORE	SKG	REGATTA	RRA	SKG	CRYSTAL SYMPHONY	RRA	SKG	VOLENDAM	BRD
	07:00 - 17:00			07:00 - 20:30			07:00 - 18:00			07:00 - 16:30		SKG	WESTERDAM	RRF				SKG	VOLENDAM	RRF
			SKG	SILVER MUSE	ORE	SKG	RUBY PRINCESS	ORE	SKG	NORWEGIAN JOY	RRA		07:00 - 21:00		SKG	CARNIVAL LEGEND	RRF			
				08:00 - 17:30			07:00 - 20:15			07:00 - 17:00		SKG	DISNEY WONDER	BRD		07:00 - 21:00		SKG	AZAMARA QUEST	RRA
			SKG	VIKING ORION	BRD	SKG	NIEUW AMSTERDAM	BRD	SKG	NORWEGIAN BLISS	RRF		07:15 - 19:45		SKG	NORWEGIAN JEWEL	BRD		07:30 - 17:00	
				08:00 - 18:00			07:00 - 21:00			07:00 - 20:15						08:00 - 20:00				
			SKG	AMERICAN CONSTELLA																
				08:30 - 17:30																

10:30 Friday, January 04, 2019 **Cruise Line Agencies of Alaska, Cruise Ship Calendar for 2019** Page 3 of 5

Sunday, August 4		Monday, August 5		Tuesday, August 6		Wednesday, August 7		Thursday, August 8		Friday, August 9		Saturday, August 10	
SKG LE SOLEAL	BRD	SKG OVATION OF SEAS	RRA	SKG GOLDEN PRINCESS	RRF	SKG ROYAL PRINCESS	RRF	SKG STAR PRINCESS	RRA	SKG VIKING ORION	BRD	SKG ISLAND PRINCESS	RRA
06:00 - 19:00		07:00 - 20:30		05:30 - 20:30		06:00 - 20:30		07:00 - 17:00		06:00 - 18:00		07:00 - 20:30	
SKG ISLAND PRINCESS	RRF	SKG RADIANCE OF THE SEA	RRF	SKG SOLSTICE	RRA	SKG MILLENNIUM	ORE	SKG NOORDAM	RRF	SKG NORWEGIAN JEWEL	ORE	SKG VOLENDAM	RRF
06:30 - 20:30		07:00 - 20:30		07:00 - 18:00		07:00 - 16:00		07:00 - 21:00		07:00 - 17:00		07:00 - 21:00	
SKG SEVEN SEAS MARINER	RRA	SKG AMERICAN CONSTELLA		SKG RUBY PRINCESS	ORE	SKG NORWEGIAN BLISS	RRA	SKG DISNEY WONDER		SKG GRAND PRINCESS	RRA		
07:00 - 15:00		08:30 - 17:30		07:00 - 20:15		07:00 - 20:15		07:15 - 19:45		07:00 - 20:30			
SKG SILVER MUSE	ORE			SKG NIEUW AMSTERDAM	BRD					SKG CARNIVAL LEGEND	RRF		
08:00 - 17:00				07:00 - 21:00						07:00 - 21:00			

Sunday, August 11		Monday, August 12		Tuesday, August 13		Wednesday, August 14		Thursday, August 15		Friday, August 16		Saturday, August 17	
SKG AMERICAN CONSTELLA		SKG AMERICAN CONSTELLA		SKG ROYAL PRINCESS	RRF	SKG GOLDEN PRINCESS	BRD	SKG STAR PRINCESS		SKG CARNIVAL LEGEND	RRF	SKG CORAL PRINCESS	RRA
05:00 - 20:30		-05:00		05:30 - 20:30		05:30 - 20:30		07:00 - 17:00		07:00 - 21:00		07:00 - 20:30	
SKG CORAL PRINCESS	RRF	SKG MILLENNIUM	RRF	SKG SOLSTICE	RRA	SKG RADIANCE OF THE SEA	ORE	SKG WESTERDAM		SKG NORWEGIAN JEWEL	BRD	SKG VOLENDAM	RRF
06:30 - 20:30		07:00 - 20:30		07:00 - 18:00		07:00 - 16:30		07:00 - 21:00		08:00 - 20:00		07:00 - 21:00	
SKG SEVEN SEAS MARINER	RRA	SKG OVATION OF SEAS	RRA	SKG RUBY PRINCESS	ORE	SKG NORWEGIAN JOY	RRA	SKG DISNEY WONDER					
07:00 - 17:00		07:00 - 20:30		07:00 - 20:15		07:00 - 17:00		07:15 - 19:45					
		SKG SILVER MUSE	ORE	SKG NIEUW AMSTERDAM	BRD	SKG NORWEGIAN BLISS	RRF	SKG REGATTA	RRA				
		08:00 - 17:30		07:00 - 21:00		07:00 - 20:15		08:00 - 16:00					

Sunday, August 18		Monday, August 19		Tuesday, August 20		Wednesday, August 21		Thursday, August 22		Friday, August 23		Saturday, August 24	
SKG AMERICAN CONSTELLA		SKG AMERICAN CONSTELLA		SKG ROYAL PRINCESS	RRF	SKG ROYAL PRINCESS	RRF	SKG STAR PRINCESS	RRA	SKG CARNIVAL JEWEL	BRD	SKG CRYSTAL SYMPHONY	BRD
05:00 - 20:30		-05:00		05:30 - 20:30		06:00 - 20:30		07:00 - 17:00		07:00 - 17:00		07:00 - 18:00	
SKG ISLAND PRINCESS	RRF	SKG GRAND PRINCESS	BRD	SKG SOLSTICE	RRA	SKG MILLENNIUM	ORE	SKG NOORDAM	RRF	SKG CARNIVAL LEGEND	RRF	SKG ISLAND PRINCESS	RRA
06:30 - 20:30		07:00 - 20:15		07:00 - 18:00		07:00 - 16:00		07:00 - 21:00		07:00 - 21:00		07:00 - 20:30	
SKG SEVEN SEAS MARINER	RRA	SKG OVATION OF SEAS	RRA	SKG RUBY PRINCESS	ORE	SKG NORWEGIAN BLISS	RRA	SKG DISNEY WONDER	ORE			SKG VOLENDAM	RRF
07:00 - 15:00		07:00 - 20:30		07:00 - 20:15		07:00 - 20:15		07:15 - 19:45				07:00 - 21:00	
SKG SILVER MUSE	ORE	SKG RADIANCE OF THE SEA	RRF	SKG NIEUW AMSTERDAM	BRD								
08:00 - 17:00		07:00 - 20:30		07:00 - 21:00									

Sunday, August 25		Monday, August 26		Tuesday, August 27		Wednesday, August 28		Thursday, August 29		Friday, August 30		Saturday, August 31	
SKG AMERICAN CONSTELLA		SKG AMERICAN CONSTELLA		SKG ROYAL PRINCESS	RRF	SKG GOLDEN PRINCESS	BRD	SKG GRAND PRINCESS	BRD	SKG CARNIVAL LEGEND	RRF	SKG CORAL PRINCESS	RRA
05:00 -		-05:00		05:30 - 20:30		05:30 - 20:30		05:30 - 20:30		07:00 - 21:00		07:00 - 20:30	
SKG CORAL PRINCESS	RRF	SKG MILLENNIUM	RRF	SKG SOLSTICE	RRA	SKG RADIANCE OF THE SEA	ORE	SKG STAR PRINCESS	RRA	SKG CRYSTAL SYMPHONY	RRA	SKG VOLENDAM	RRF
06:30 - 20:30		07:00 - 20:30		07:00 - 18:00		07:00 - 16:30		07:00 - 17:00	ORE	08:00 - 18:00		07:00 - 21:00	
SKG SEVEN SEAS MARINER	RRA	SKG OVATION OF SEAS	RRA	SKG RUBY PRINCESS	ORE	SKG NORWEGIAN JOY	RRA	SKG WESTERDAM		SKG NORWEGIAN JEWEL	BRD	SKG REGATTA	BRD
07:00 - 17:00		07:00 - 20:30		07:00 - 20:15		07:00 - 17:00		07:00 - 21:00		08:00 - 20:00		08:00 - 22:00	
		SKG SILVER MUSE	ORE	SKG NIEUW AMSTERDAM	BRD	SKG NORWEGIAN BLISS	RRF	SKG DISNEY WONDER	RRF				
		08:00 - 17:30		07:00 - 21:00		07:00 - 20:15		07:15 - 19:45					

Sunday, September 1		Monday, September 2		Tuesday, September 3		Wednesday, September 4		Thursday, September 5		Friday, September 6		Saturday, September 7	
SKG AMERICAN CONSTELLA		SKG AMERICAN CONSTELLA		SKG GOLDEN PRINCESS	RRF	SKG ROYAL PRINCESS	RRF	SKG STAR PRINCESS	RRA	SKG NORWEGIAN JEWEL	BRD	SKG GRAND PRINCESS	BRD
05:00 -		-05:00		05:30 - 20:30		06:30 - 20:30		07:00 - 17:00		07:00 - 17:00		06:00 - 20:15	
SKG ISLAND PRINCESS	RRF	SKG OVATION OF SEAS	RRA	SKG SOLSTICE	RRA	SKG NORWEGIAN BLISS	RRA	SKG NOORDAM	RRF	SKG CARNIVAL LEGEND	RRF	SKG ISLAND PRINCESS	RRA
06:30 - 20:30		07:00 - 20:30		07:00 - 18:00		07:00 - 20:15		07:00 - 21:00		07:00 - 21:00		07:00 - 20:30	
SKG SEVEN SEAS MARINER	RRA	SKG RADIANCE OF THE SEA	RRF	SKG RUBY PRINCESS	ORE			SKG DISNEY WONDER		SKG CRYSTAL SYMPHONY	RRA	SKG VOLENDAM	RRF
07:00 - 15:00		07:00 - 20:30		07:00 - 20:15				07:15 - 19:45		08:00 - 19:00		07:00 - 21:00	
SKG SILVER MUSE	ORE			SKG NIEUW AMSTERDAM	BRD								
08:00 - 17:00				07:00 - 21:00									

Sunday, September 8		Monday, September 9		Tuesday, September 10		Wednesday, September 11		Thursday, September 12		Friday, September 13		Saturday, September 14	
SKG AMERICAN CONSTELLA		SKG AMERICAN CONSTELLA		SKG ROYAL PRINCESS	RRF	SKG GOLDEN PRINCESS	BRD	SKG STAR PRINCESS	RRA	SKG CARNIVAL LEGEND	RRF	SKG CORAL PRINCESS	RRA
05:00 -		-05:00		05:30 - 20:30		06:00 - 20:30		07:00 - 17:00		07:00 - 21:00		07:00 - 20:30	
SKG CORAL PRINCESS	RRF	SKG OVATION OF SEAS	RRA	SKG SOLSTICE	RRA	SKG NORWEGIAN JOY	RRA	SKG WESTERDAM	RRF	SKG CRYSTAL SYMPHONY	RRA	SKG VOLENDAM	RRF
06:30 - 20:30		07:00 - 20:30		07:00 - 18:00		07:00 - 17:00		07:00 - 21:00		08:00 - 19:00		07:00 - 21:00	
SKG SEVEN SEAS MARINER	RRA	SKG SILVER MUSE	ORE	SKG RUBY PRINCESS	ORE	SKG NORWEGIAN BLISS	RRF	SKG DISNEY WONDER	RRF	SKG NORWEGIAN JEWEL	BRD		
07:00 - 17:00		08:00 - 17:30		07:00 - 20:15		07:00 - 20:15		07:15 - 19:45		08:00 - 20:00			
				SKG NIEUW AMSTERDAM	BRD								
				07:00 - 21:00									

Sunday, September 15		Monday, September 16		Tuesday, September 17		Wednesday, September 18		Thursday, September 19		Friday, September 20		Saturday, September 21	
SKG SEVEN SEAS MARINER	RRA	SKG OVATION OF SEAS	RRA	SKG GOLDEN PRINCESS	RRF	SKG NORWEGIAN JOY	RRA	SKG STAR PRINCESS	RRA	SKG NORWEGIAN JEWEL	BRD	SKG CORAL PRINCESS	RRA
07:00 - 14:00		07:00 - 20:30		06:00 - 20:30		07:00 - 17:00		06:30 - 17:00		07:00 - 17:00		07:00 - 20:30	
				SKG ROYAL PRINCESS	RRF	SKG NORWEGIAN BLISS	RRF					SKG VOLENDAM	RRF
				07:00 - 20:15		07:00 - 20:15						07:00 - 21:00	
				SKG NIEUW AMSTERDAM	BRD	SKG NOORDAM	BRD						
				07:00 - 21:00		07:00 - 21:00							

10:30 Friday, January 04, 2019 **Cruise Line Agencies of Alaska, Cruise Ship Calendar for 2019** Page 4 of 5

10:30 Friday, January 04, 2019 **Cruise Line Agencies of Alaska, Cruise Ship Calendar for 2019** Page 5 of 5

Sunday, September 22			Monday, September 23			Tuesday, September 24			Wednesday, September 25			Thursday, September 26			Friday, September 27	Saturday, September 28
SKG	CARNIVAL LEGEND 07:00 - 20:00	RRF	SKG	ROYAL PRINCESS 07:00 - 20:30	RRA	SKG	NORWEGIAN JOY 07:00 - 20:15	RRA	SKG	NORWEGIAN BLISS 07:00 - 20:15	RRA	SKG	NORWEGIAN JEWEL 07:00 - 20:15	BRD		
						SKG	NIEUW AMSTERDAM 07:00 - 21:00	BRD	SKG	WESTERDAM 07:00 - 21:00	BRD					
									SKG	NOORDAM 07:00 - 21:00	RRF					
Sunday, September 29			Monday, September 30			Tuesday, October 1			Wednesday, October 2			Thursday, October 3			Friday, October 4	Saturday, October 5
						SKG	NORWEGIAN JOY 07:00 - 20:15	RRA				SKG	NORWEGIAN JEWEL 07:00 - 20:15	BRD		

Appendix 3

January 4, 2019, Draft Cruise Ship Schedule — Juneau, Alaska

Cruise Line Agencies of Alaska

Cruise Ship Calendar for 2019

FOR PORT(S) = JNU
AND SHIP(S) = ALL
AND VOYAGES = ALL

10:29 Friday, January 04, 2019 **Cruise Line Agencies of Alaska, Cruise Ship Calendar for 2019** Page 1 of 6

Sunday, April 28	FKL	Monday, April 29	AS	Tuesday, April 30		Wednesday, May 1	FKL	Thursday, May 2	FKL	Friday, May 3	FKL	Saturday, May 4	
JNU RUBY PRINCESS 09:00 - 22:00		JNU NORWEGIAN JOY 14:30 - 23:00				JNU CARNIVAL LEGEND 11:00 - 22:00		JNU STAR PRINCESS 09:00 - 22:00		JNU ISLAND PRINCESS 12:00 - 22:00			
Sunday, May 5		Monday, May 6		Tuesday, May 7		Wednesday, May 8		Thursday, May 9		Friday, May 10		Saturday, May 11	
		JNU NIEUW AMSTERDAM 13:00 - 22:00	CT	JNU OOSTERDAM 13:00 - 21:00	CT	JNU CARNIVAL LEGEND 14:00 - 23:00	FKL	JNU GOLDEN PRINCESS 12:00 - 22:15	FKL	JNU CORAL PRINCESS 12:00 - 22:00	FKL	JNU ISLAND PRINCESS 08:00 - 21:00	FKL
		JNU EURODAM 13:00 - 22:00	AS	JNU NORWEGIAN BLISS 14:30 - 23:00	AJD			JNU GRAND PRINCESS 13:30 - 22:00	AS	JNU VOLENDAM 13:00 - 22:00	CT		
		JNU NORWEGIAN JOY 14:30 - 23:00	AJD										
Sunday, May 12	AS	Monday, May 13	FKL	Tuesday, May 14	AJD	Wednesday, May 15	AS	Thursday, May 16	AJD	Friday, May 17	CT	Saturday, May 18	FKL
JNU SILVER SEAS MARINER 09:00 - 23:00		JNU RUBY PRINCESS 11:00 - 22:15		JNU NORWEGIAN JOY 07:00 - 13:30		JNU WESTERDAM 07:00 - 21:00		JNU NORWEGIAN JEWEL 08:00 - 18:00		JNU VOLENDAM 13:00 - 22:00		JNU CORAL PRINCESS 08:00 - 21:00	
		JNU NIEUW AMSTERDAM 13:00 - 22:00	CT	JNU MILLENNIUM 07:00 - 21:30	AS	JNU ECLIPSE 08:00 - 21:30	AJD	JNU CARNIVAL LEGEND 14:00 - 23:00	FKL			JNU QUEEN ELIZABETH 13:00 - 21:00	AS
		JNU EURODAM 13:00 - 23:00	AS	JNU ROYAL PRINCESS 08:00 - 21:15	FKL	JNU NOORDAM 10:00 - 22:00	CT						
		JNU SOLSTICE 13:30 - 22:00	AJD	JNU OOSTERDAM 13:00 - 21:00	CT	JNU STAR PRINCESS 12:30 - 22:15	FKL						
				JNU NORWEGIAN BLISS 14:30 - 23:00	AJD								
Sunday, May 19	FKL	Monday, May 20	FKL	Tuesday, May 21	AJD	Wednesday, May 22	FKL	Thursday, May 23	AS	Friday, May 24	AJD	Saturday, May 25	ICT
JNU ISLAND PRINCESS 06:30 - 17:00		JNU RUBY PRINCESS 11:00 - 22:15		JNU NORWEGIAN JOY 07:00 - 13:30		JNU ROYAL PRINCESS 06:30 - 17:00		JNU ECLIPSE 07:30 - 20:00		JNU DISNEY WONDER 06:45 - 16:45		JNU NG SEA LION 06:00 - 23:00	
JNU OVATION OF SEAS 07:00 - 21:00	AS	JNU NIEUW AMSTERDAM 13:00 - 22:00	CT	JNU RADIANCE OF THE SEA 07:00 - 21:30	AS	JNU SILVER SEAS MARINER 07:00 - 14:00	AJD	JNU NOORDAM 08:00 - 18:00	CT	JNU VOLENDAM 13:00 - 22:00	CT	JNU ISLAND PRINCESS 08:00 - 21:00	FKL
JNU MILLENNIUM 09:00 - 21:00	AJD	JNU EURODAM 13:00 - 23:00	AS	JNU GOLDEN PRINCESS 08:00 - 21:15	FKL	JNU WESTERDAM 10:00 - 22:00	CT	JNU NORWEGIAN JEWEL 11:00 - 21:00	AJD			JNU REGATTA 09:00 - 18:00	CT
JNU GRAND PRINCESS 13:30 - 22:30	CT	JNU SOLSTICE 13:30 - 22:00	AJD	JNU OOSTERDAM 13:00 - 21:00	CT	JNU STAR PRINCESS 12:30 - 22:15	AS	JNU QUEEN ELIZABETH 14:00 - 22:00	FKL				
JNU MAASDAM 14:00 - 23:00	ACT			JNU NORWEGIAN BLISS 14:30 - 23:00	AJD								
Sunday, May 26	CT	Monday, May 27	FKL	Tuesday, May 28	AJD	Wednesday, May 29	FKL	Thursday, May 30	ICT	Friday, May 31	AJD	Saturday, June 1	CT
JNU NG VENTURE 06:00 - 23:00		JNU RUBY PRINCESS 11:00 - 22:15		JNU NORWEGIAN JOY 07:00 - 13:30		JNU GOLDEN PRINCESS 06:30 - 17:00		JNU NG SEA BIRD 06:00 - 23:00		JNU DISNEY WONDER 06:45 - 16:45		JNU NG QUEST 06:00 - 23:00	
JNU CORAL PRINCESS 06:30 - 17:00	FKL	JNU NIEUW AMSTERDAM 13:00 - 22:00	CT	JNU MILLENNIUM 07:00 - 21:30	AS	JNU NOORDAM 10:00 - 22:00	CT	JNU NORWEGIAN JEWEL 07:00 - 13:15	AJD	JNU AZAMARA QUEST 07:30 - 18:00	FKL	JNU CARNIVAL LEGEND 07:00 - 15:00	AS
JNU RADIANCE OF THE SEA 09:00 - 21:00	AJD	JNU EURODAM 13:00 - 23:00	AS	JNU CARNIVAL LEGEND 07:00 - 22:00	ACT	JNU SILVER SEAS MARINER 10:00 - 23:00	AJD	JNU ECLIPSE 07:30 - 20:00	AS	JNU SILVER MUSE 08:00 - 23:00	AS	JNU CORAL PRINCESS 08:00 - 21:00	FKL
JNU OVATION OF SEAS 12:00 - 21:00	AS	JNU SOLSTICE 13:30 - 22:00	AJD	JNU ROYAL PRINCESS 08:00 - 21:15	FKL	JNU STAR PRINCESS 12:30 - 22:15	AS	JNU VIKING ORION 08:00 - 17:30	ACT	JNU VOLENDAM 13:00 - 22:00	CT		
				JNU OOSTERDAM 13:00 - 21:00	CT			JNU WESTERDAM 08:00 - 18:00	CT				
				JNU NORWEGIAN BLISS 14:30 - 23:00	AJD			JNU GRAND PRINCESS 08:00 - 21:00	FKL				

Sunday, June 2			Monday, June 3			Tuesday, June 4			Wednesday, June 5			Thursday, June 6			Friday, June 7			Saturday, June 8	
JNU	ISLAND PRINCESS 06:30 - 17:00	FKL	JNU	RUBY PRINCESS 11:00 - 22:15	FKL	JNU	NORWEGIAN JOY 07:00 - 13:30	AJD	JNU	ROYAL PRINCESS 06:30 - 17:00	FKL	JNU	ECLIPSE 07:30 - 20:00	AS	JNU	DISNEY WONDER 06:45 - 16:45	AJD	JNU	NG SEA LION 06:00 - 23:00	ICT
JNU	MILLENNIUM 09:00 - 21:00	AJD	JNU	NIEUWAMSTERDAM 13:00 - 22:00	CT	JNU	RADIANCE OF THE SEA 07:00 - 21:30	AS	JNU	WESTERDAM 11:00 - 22:00	CT	JNU	NOORDAM 08:00 - 18:00	CT	JNU	AMSTERDAM 08:00 - 22:00	AS	JNU	CARNIVAL LEGEND 07:00 - 15:00	AS
JNU	OVATION OF SEAS 12:00 - 21:00	AS	JNU	EURODAM 13:00 - 23:00	AS	JNU	GOLDEN PRINCESS 08:00 - 21:15	FKL	JNU	STAR PRINCESS 12:30 - 22:15	AS	JNU	NORWEGIAN JEWEL 11:00 - 21:00	AJD	JNU	AZAMARA QUEST 10:00 - 23:00	FKL	JNU	ISLAND PRINCESS 08:00 - 21:00	FKL
JNU	QUEEN ELIZABETH 14:00 - 22:00	CT	JNU	SOLSTICE 13:30 - 22:00	AJD	JNU	OOSTERDAM 13:00 - 21:00	CT							JNU	VOLENDAM 13:00 - 22:00	CT	JNU	SEVEN SEAS MARINER 09:00 - 23:00	CT
						JNU	NORWEGIAN BLISS 14:30 - 23:00	AJD										JNU	STAR LEGEND 11:00 - 23:00	AJD
Sunday, June 9			Monday, June 10			Tuesday, June 11			Wednesday, June 12			Thursday, June 13			Friday, June 14			Saturday, June 15	
JNU	NG VENTURE 06:00 - 23:00	IVF	JNU	RUBY PRINCESS 11:00 - 22:15	FKL	JNU	NORWEGIAN JOY 07:00 - 13:30	AJD	JNU	SILVER MUSE - 18:00	AJD	JNU	NORWEGIAN JEWEL 07:00 - 13:15	AJD	JNU	DISNEY WONDER 06:45 - 16:45	AJD	JNU	NG QUEST 06:00 - 23:00	IVF
JNU	NG SEA BIRD 06:00 - 23:00	ICT	JNU	NIEUWAMSTERDAM 13:00 - 22:00	CT	JNU	MILLENNIUM 07:00 - 21:30	AS	JNU	GOLDEN PRINCESS 06:30 - 17:00	FKL	JNU	ECLIPSE 07:30 - 20:00	AS	JNU	VOLENDAM 13:00 - 22:00	CT	JNU	CARNIVAL LEGEND 07:00 - 15:00	AS
JNU	CORAL PRINCESS 06:30 - 17:00	FKL	JNU	EURODAM 13:00 - 23:00	AS	JNU	VIKING ORION 08:00 - 17:00	ACT	JNU	NOORDAM 10:00 - 22:00	CT	JNU	WESTERDAM 08:00 - 18:00	CT				JNU	SEABOURN SOJOURN 08:00 - 20:00	AJD
JNU	GRAND PRINCESS 08:00 - 21:00	CT	JNU	SOLSTICE 13:30 - 22:00	AJD	JNU	ROYAL PRINCESS 08:00 - 21:15	FKL	JNU	STAR PRINCESS 12:30 - 22:15	AS	JNU	QUEEN ELIZABETH 14:00 - 22:00	FKL				JNU	CORAL PRINCESS 08:00 - 21:00	FKL
JNU	RADIANCE OF THE SEA 09:00 - 21:30	AJD	JNU	MAASDAM 14:00 - 23:00	ACT	JNU	OOSTERDAM 13:00 - 21:00	CT										JNU	SEVEN SEAS MARINER 10:00 - 23:00	CT
JNU	OVATION OF SEAS 12:00 - 21:00	AS				JNU	NORWEGIAN BLISS 14:30 - 23:00	AJD										JNU	REGATTA 11:00 - 19:00	ACT
						JNU	SILVER MUSE 23:00	AJD												
Sunday, June 16			Monday, June 17			Tuesday, June 18			Wednesday, June 19			Thursday, June 20			Friday, June 21			Saturday, June 22	
JNU	ISLAND PRINCESS 06:30 - 17:00	FKL	JNU	RUBY PRINCESS 11:00 - 22:15	FKL	JNU	NORWEGIAN JOY 07:00 - 13:30	AJD	JNU	ROYAL PRINCESS 06:30 - 17:00	FKL	JNU	STAR LEGEND 07:00 - 16:00	FKL	JNU	DISNEY WONDER 06:45 - 16:45	AJD	JNU	NG SEA LION 06:00 - 23:00	ICT
JNU	MILLENNIUM 09:00 - 21:00	AJD	JNU	NIEUWAMSTERDAM 13:00 - 22:00	CT	JNU	RADIANCE OF THE SEA 07:00 - 21:30	AS	JNU	GRAND PRINCESS 07:30 - 21:00	AJD	JNU	ECLIPSE 07:30 - 20:00	AS	JNU	AMSTERDAM 08:00 - 22:00	FKL	JNU	CARNIVAL LEGEND 07:00 - 15:00	AS
JNU	OVATION OF SEAS 12:00 - 21:00	AS	JNU	EURODAM 13:00 - 23:00	AS	JNU	GOLDEN PRINCESS 08:00 - 21:15	FKL	JNU	VIKING ORION 07:30 - 17:30	ACT	JNU	NOORDAM 08:00 - 18:00	CT	JNU	SEABOURN SOJOURN 11:00 - 22:00	CT	JNU	SILVER MUSE 07:00 - 17:00	AJD
			JNU	SOLSTICE 13:30 - 22:00	AJD	JNU	OOSTERDAM 13:00 - 21:00	CT	JNU	WESTERDAM 11:00 - 22:00	CT	JNU	NORWEGIAN JEWEL 11:00 - 21:00	AJD	JNU	YOLENDAM 13:00 - 22:00	AS	JNU	ISLAND PRINCESS 08:00 - 21:00	FKL
			JNU	AZAMARA QUEST 13:30 - 23:00	ACT	JNU	NORWEGIAN BLISS 14:30 - 23:00	AJD	JNU	STAR PRINCESS 12:30 - 22:15	AS								JNU	SEVEN SEAS MARINER 09:00 - 23:00	CT
																		JNU	REGATTA 13:00 - 23:00	ACT
Sunday, June 23			Monday, June 24			Tuesday, June 25			Wednesday, June 26			Thursday, June 27			Friday, June 28			Saturday, June 29	
JNU	NG VENTURE 06:00 - 23:00	IVF	JNU	RUBY PRINCESS 11:00 - 22:15	FKL	JNU	NORWEGIAN JOY 07:00 - 13:30	AJD	JNU	GOLDEN PRINCESS 06:30 - 17:00	FKL	JNU	NORWEGIAN JEWEL 07:00 - 13:15	AJD	JNU	DISNEY WONDER 06:45 - 16:45	AJD	JNU	NG QUEST 06:00 - 23:00	IVF
JNU	GRAND PRINCESS 06:30 - 17:00	FKL	JNU	NIEUWAMSTERDAM 13:00 - 22:00	CT	JNU	MILLENNIUM 07:00 - 21:30	AS	JNU	AZAMARA QUEST 06:00 - 23:00	AJD	JNU	ECLIPSE 07:30 - 20:00	AS	JNU	ASUKA II 08:00 - 17:00	AS	JNU	CARNIVAL LEGEND 07:00 - 15:00	AS
JNU	RADIANCE OF THE SEA 09:00 - 21:00	AJD	JNU	EURODAM 13:00 - 23:00	AS	JNU	ROYAL PRINCESS 08:00 - 21:15	FKL	JNU	NOORDAM 10:00 - 22:00	CT	JNU	WESTERDAM 08:00 - 18:00	CT	JNU	VOLENDAM 13:00 - 22:00	CT	JNU	CORAL PRINCESS 08:00 - 21:00	FKL
JNU	OVATION OF SEAS 12:00 - 21:00	AS	JNU	SOLSTICE 13:30 - 22:00	AJD	JNU	OOSTERDAM 13:00 - 21:00	CT	JNU	STAR PRINCESS 12:30 - 22:15	AS	JNU	CRYSTAL SYMPHONY 12:00 - 23:00	FKL	JNU	GRAND PRINCESS 13:30 - 22:15	FKL	JNU	SEVEN SEAS MARINER 10:00 - 23:00	CT
JNU	QUEEN ELIZABETH 14:00 - 22:00	CT				JNU	NORWEGIAN BLISS 14:30 - 23:00	AJD												
Sunday, June 30			Monday, July 1			Tuesday, July 2			Wednesday, July 3			Thursday, July 4			Friday, July 5			Saturday, July 6	
JNU	ISLAND PRINCESS 06:30 - 17:00	FKL	JNU	VIKING ORION 08:00 - 17:00	ACT	JNU	NORWEGIAN JOY 07:00 - 13:30	AJD	JNU	ROYAL PRINCESS 06:30 - 17:00	FKL	JNU	ECLIPSE 07:30 - 20:00	AS	JNU	DISNEY WONDER 06:00 - 13:15	AJD	JNU	LE SOLEAL 06:00 - 21:00	AJD
JNU	MILLENNIUM 09:00 - 21:00	AJD	JNU	RUBY PRINCESS 11:00 - 22:15	FKL	JNU	RADIANCE OF THE SEA 07:00 - 21:30	AS	JNU	STAR LEGEND 07:00 - 15:00	ACT	JNU	NOORDAM 08:00 - 18:00	CT	JNU	REGATTA 07:00 - 16:00	FKL	JNU	NG SEA LION 06:00 - 23:00	ICT
JNU	NIEUWAMSTERDAM 09:00 - 23:00	CT	JNU	NIEUWAMSTERDAM 13:00 - 22:00	CT	JNU	GOLDEN PRINCESS 08:00 - 21:15	FKL	JNU	WESTERDAM 10:00 - 22:00	CT	JNU	NORWEGIAN JEWEL 11:00 - 21:00	AJD	JNU	SEVEN SEAS MARINER 10:00 - 23:00	AS	JNU	CARNIVAL LEGEND 07:00 - 15:00	AS
JNU	OVATION OF SEAS 12:00 - 21:00	AS	JNU	EURODAM 13:00 - 23:00	AS	JNU	OOSTERDAM 13:00 - 21:00	CT	JNU	STAR PRINCESS 12:30 - 22:30	AS	JNU	AMSTERDAM 14:00 - 23:00	FKL	JNU	VOLENDAM 13:00 - 22:00	CT	JNU	CRYSTAL SYMPHONY 08:00 - 18:00	ACT
JNU	MAASDAM 14:00 - 23:00	ACT	JNU	SOLSTICE 13:30 - 22:00	AJD	JNU	NORWEGIAN BLISS 14:30 - 23:00	AJD	JNU	SUN PRINCESS 13:00 - 22:00	AJD							JNU	ISLAND PRINCESS 08:00 - 21:00	FKL
																		JNU	SILVER MUSE 08:30 - 22:30	CT

10:29 Friday, January 04, 2019 **Cruise Line Agencies of Alaska, Cruise Ship Calendar for 2019** Page 3 of 6

Sunday, July 7		Monday, July 8		Tuesday, July 9		Wednesday, July 10		Thursday, July 11		Friday, July 12		Saturday, July 13	
JNU NG VENTURE 06:00 - 23:00	IVF	JNU SEABOURN SOJOURN 07:00 - 23:00	ACT	JNU NG SEA BIRD 06:00 - 23:00	ICT	JNU GOLDEN PRINCESS 06:30 - 17:00	FKL	JNU NORWEGIAN JEWEL 07:00 - 13:15	AJD	JNU DISNEY WONDER 06:00 - 17:00	AJD	JNU NG QUEST 06:00 - 23:00	CT
JNU CORAL PRINCESS 06:30 - 17:00	FKL	JNU RUBY PRINCESS 11:00 - 22:15	FKL	JNU NORWEGIAN JOY 07:00 - 13:30	AJD	JNU HANSEATIC 08:00 - 17:30	ACT	JNU ECLIPSE 07:30 - 20:00	AS	JNU REGATTA 11:00 - 19:00	AS	JNU CARNIVAL LEGEND 07:00 - 15:00	AS
JNU RADIANCE OF THE SEA 09:00 - 21:00	AJD	JNU NIEUW AMSTERDAM 13:00 - 22:00	CT	JNU MILLENNIUM 07:00 - 21:30	AS	JNU GRAND PRINCESS 09:00 - 22:30	AJD	JNU WESTERDAM 08:00 - 18:00	CT	JNU VOLENDAM 13:00 - 22:00	CT	JNU CORAL PRINCESS 08:00 - 21:00	FKL
JNU OVATION OF SEAS 12:00 - 21:00	AS	JNU EURODAM 13:00 - 23:00	AS	JNU ROYAL PRINCESS 08:00 - 21:15	FKL	JNU NOORDAM 10:00 - 22:00	CT	JNU AMSTERDAM 14:00 - 23:00	FKL				
JNU AZAMARA QUEST 13:30 - 23:00	CT	JNU SOLSTICE 13:30 - 22:00	AJD	JNU STAR LEGEND 12:00 - 20:00	ACT	JNU STAR PRINCESS 12:30 - 22:15	AS						
				JNU OOSTERDAM 13:00 - 21:00	CT								
				JNU NORWEGIAN BLISS 14:30 - 23:00	AJD								
Sunday, July 14		Monday, July 15		Tuesday, July 16		Wednesday, July 17		Thursday, July 18		Friday, July 19		Saturday, July 20	
JNU ISLAND PRINCESS 06:30 - 17:00	FKL	JNU RUBY PRINCESS 11:00 - 22:15	FKL	JNU NORWEGIAN JOY 07:00 - 13:30	AJD	JNU ROYAL PRINCESS 06:30 - 17:00	FKL	JNU ECLIPSE 07:30 - 20:00	AS	JNU NG SEA BIRD 06:00 - 23:00	ICT	JNU LE SOLEAL 06:00 - 18:00	AJD
JNU MILLENNIUM 09:00 - 21:00	AJD	JNU NIEUW AMSTERDAM 13:00 - 22:00	CT	JNU RADIANCE OF THE SEA 07:00 - 21:30	AS	JNU CRYSTAL SYMPHONY 07:00 - 18:00	AJD	JNU NOORDAM 08:00 - 18:00	CT	JNU AMSTERDAM 08:00 - 22:00	AS	JNU NG SEA LION 06:00 - 23:00	ICT
JNU OVATION OF SEAS 12:00 - 21:00	AS	JNU EURODAM 13:00 - 23:00	AS	JNU GOLDEN PRINCESS 08:00 - 21:15	FKL	JNU AZAMARA QUEST 06:00 - 23:00	ACT	JNU NORWEGIAN JEWEL 11:00 - 21:00	AJD	JNU REGATTA 11:00 - 19:00	AJD	JNU CARNIVAL LEGEND 07:00 - 15:00	AS
JNU SILVER MUSE 12:00 - 23:00	CT	JNU SOLSTICE 13:30 - 22:00	AJD	JNU OOSTERDAM 13:00 - 21:00	CT	JNU WESTERDAM 10:00 - 22:00	CT	JNU GRAND PRINCESS 13:30 - 22:00	FKL	JNU VOLENDAM 13:00 - 22:00	CT	JNU SEVEN SEAS MARINER 08:00 - 17:00	CT
				JNU NORWEGIAN BLISS 14:30 - 23:00	AJD	JNU STAR PRINCESS 12:30 - 22:15	AS					JNU ISLAND PRINCESS 08:00 - 21:00	FKL
												JNU SILVER MUSE 08:30 - 22:30	ACT
Sunday, July 21		Monday, July 22		Tuesday, July 23		Wednesday, July 24		Thursday, July 25		Friday, July 26		Saturday, July 27	
JNU NG VENTURE 06:00 - 23:00	IVF	JNU SEABOURN SOJOURN 08:00 - 20:00	ACT	JNU NORWEGIAN JOY 07:00 - 13:30	AJD	JNU GOLDEN PRINCESS 06:30 - 17:00	FKL	JNU NORWEGIAN JEWEL 07:00 - 13:15	AJD	JNU DISNEY WONDER 06:45 - 16:45	AJD	JNU NG QUEST 06:00 - 23:00	AS
JNU CORAL PRINCESS 06:30 - 17:00	FKL	JNU RUBY PRINCESS 11:00 - 22:15	FKL	JNU MILLENNIUM 07:00 - 21:30	AS	JNU AZAMARA QUEST 09:00 - 22:30	AJD	JNU ECLIPSE 07:30 - 20:00	AS	JNU STAR LEGEND 07:00 - 15:00	FKL	JNU CORAL PRINCESS 08:00 - 21:00	FKL
JNU VIKING ORION 08:00 - 17:00	CT	JNU NIEUW AMSTERDAM 13:00 - 22:00	CT	JNU ROYAL PRINCESS 08:00 - 21:15	FKL	JNU NOORDAM 10:00 - 22:00	CT	JNU WESTERDAM 08:00 - 18:00	CT	JNU CRYSTAL SYMPHONY 07:00 - 19:00	AS	JNU SEVEN SEAS MARINER 10:00 - 23:00	CT
JNU RADIANCE OF THE SEA 08:00 - 21:00	AJD	JNU EURODAM 13:00 - 23:00	AS	JNU OOSTERDAM 13:00 - 21:00	CT	JNU STAR PRINCESS 12:30 - 22:15	AS	JNU CARNIVAL LEGEND 14:00 - 22:00	FKL	JNU VOLENDAM 13:00 - 22:00	CT		
JNU OVATION OF SEAS 12:00 - 21:00	AS	JNU SOLSTICE 13:30 - 22:00	AJD	JNU NORWEGIAN BLISS 14:30 - 23:00	AJD								
Sunday, July 28		Monday, July 29		Tuesday, July 30		Wednesday, July 31		Thursday, August 1		Friday, August 2		Saturday, August 3	
JNU ISLAND PRINCESS 06:30 - 17:00	FKL	JNU RUBY PRINCESS 11:00 - 22:15	FKL	JNU NORWEGIAN JOY 07:00 - 13:30	AJD	JNU ROYAL PRINCESS 06:30 - 17:00	FKL	JNU ECLIPSE 07:30 - 20:00	AS	JNU DISNEY WONDER 06:45 - 16:45	AJD	JNU NG SEA LION 06:00 - 23:00	ICT
JNU MILLENNIUM 09:00 - 21:00	AJD	JNU REGATTA 13:00 - 21:00	ACT	JNU RADIANCE OF THE SEA 07:00 - 21:30	AS	JNU HOLLAND SOJOURN 07:00 - 17:00	AJD	JNU NOORDAM 08:00 - 18:00	CT	JNU AMSTERDAM 08:00 - 22:00	AS	JNU CARNIVAL LEGEND 07:00 - 15:00	AS
JNU SILVER MUSE 09:00 - 23:00	CT	JNU NIEUW AMSTERDAM 13:00 - 22:00	CT	JNU VIKING ORION 08:00 - 17:30	ACT	JNU WESTERDAM 10:00 - 22:00	CT	JNU NORWEGIAN JEWEL 11:00 - 21:00	AJD	JNU STAR LEGEND 12:00 - 20:00	ACT	JNU LE SOLEAL 07:00 - 18:00	AJD
JNU OVATION OF SEAS 12:00 - 21:00	AS	JNU EURODAM 13:00 - 23:00	AS	JNU GOLDEN PRINCESS 08:00 - 21:15	FKL	JNU STAR PRINCESS 12:30 - 22:15	AS	JNU CRYSTAL SYMPHONY 12:00 - 21:00	FKL	JNU VOLENDAM 13:00 - 22:00	CT	JNU ISLAND PRINCESS 08:00 - 21:00	FKL
JNU GRAND PRINCESS 13:30 - 22:00	ACT	JNU SOLSTICE 13:30 - 22:00	AJD	JNU OOSTERDAM 13:00 - 21:00	CT					JNU AZAMARA QUEST 13:30 - 23:00	FKL	JNU SILVER MUSE 08:30 - 22:30	ACT
		JNU NORWEGIAN BLISS 14:30 - 23:00	AJD									JNU SEVEN SEAS MARINER 09:00 - 23:00	CT
Sunday, August 4		Monday, August 5		Tuesday, August 6		Wednesday, August 7		Thursday, August 8		Friday, August 9		Saturday, August 10	
JNU NG VENTURE 06:00 - 23:00	CT	JNU RUBY PRINCESS 11:00 - 22:15	FKL	JNU NORWEGIAN JOY 07:00 - 13:30	AJD	JNU GOLDEN PRINCESS 06:30 - 17:00	FKL	JNU NORWEGIAN JEWEL 07:00 - 13:15	AJD	JNU DISNEY WONDER 06:45 - 16:45	AJD	JNU NG QUEST 06:00 - 23:00	IVF
JNU CORAL PRINCESS 06:30 - 17:00	FKL	JNU NIEUW AMSTERDAM 13:00 - 22:00	CT	JNU MILLENNIUM 07:00 - 21:30	AS	JNU NOORDAM 10:00 - 22:00	CT	JNU ECLIPSE 07:30 - 20:00	AS	JNU VOLENDAM 13:00 - 22:00	CT	JNU CARNIVAL LEGEND 07:00 - 15:00	AS
JNU RADIANCE OF THE SEA 09:00 - 21:00	AJD	JNU EURODAM 13:00 - 23:00	AS	JNU ROYAL PRINCESS 08:00 - 21:15	FKL	JNU STAR PRINCESS 12:30 - 22:15	AS	JNU WESTERDAM 08:00 - 18:00	CT			JNU VISTAMAR ORION 08:00 - 17:00	AJD
JNU OVATION OF SEAS 12:00 - 21:00	AS	JNU SOLSTICE 13:30 - 22:00	AJD	JNU OOSTERDAM 13:00 - 21:00	CT			JNU GRAND PRINCESS 08:00 - 21:00	FKL			JNU CORAL PRINCESS 08:00 - 21:00	FKL
				JNU NORWEGIAN BLISS 14:30 - 23:00	AJD							JNU SEVEN SEAS MARINER 10:00 - 23:00	CT

10:29 Friday, January 04, 2019 **Cruise Line Agencies of Alaska, Cruise Ship Calendar for 2019** Page 4 of 6

Sunday, August 11			Monday, August 12			Tuesday, August 13			Wednesday, August 14			Thursday, August 15			Friday, August 16			Saturday, August 17		
JNU	ISLAND PRINCESS 06:30 - 17:00	FKL	JNU	RUBY PRINCESS 11:00 - 22:15	FKL	JNU	NORWEGIAN JOY 07:00 - 13:30	AJD	JNU	ROYAL PRINCESS 06:30 - 17:00	FKL	JNU	ECLIPSE 07:30 - 20:00	AS	JNU	DISNEY WONDER 06:45 - 16:45	AJD	JNU	NG SEA LION 06:00 - 23:00	ICT
JNU	MILLENNIUM 09:00 - 21:00	AJD	JNU	NIEUW AMSTERDAM 13:00 - 22:00	CT	JNU	RADIANCE OF THE SEA 07:00 - 21:30	AS	JNU	CRYSTAL SYMPHONY 08:00 - 20:00	AJD	JNU	NOORDAM 08:00 - 18:00	CT	JNU	AMSTERDAM 08:00 - 22:00	AS	JNU	STAR LEGEND 07:00 - 15:00	ACT
JNU	OVATION OF SEAS 12:00 - 21:00	AS	JNU	EURODAM 13:00 - 23:00	AS	JNU	SEABOURN SOJOURN 07:00 - 23:00	ACT	JNU	WESTERDAM 10:00 - 22:00	CT	JNU	NORWEGIAN JEWEL 11:00 - 21:00	AJD	JNU	VOLENDAM 13:00 - 22:00	CT	JNU	CARNIVAL LEGEND 07:00 - 15:00	AS
JNU	SILVER MUSE 12:00 - 23:00	CT	JNU	SOLSTICE 13:30 - 22:00	AJD	JNU	GOLDEN PRINCESS 08:00 - 21:15	FKL	JNU	STAR PRINCESS 12:30 - 22:15	AS							JNU	ISLAND PRINCESS 08:00 - 21:00	FKL
						JNU	OOSTERDAM 13:00 - 21:00	CT										JNU	SILVER MUSE 08:30 - 22:30	AJD
						JNU	NORWEGIAN BLISS 14:30 - 23:00	AJD										JNU	SEVEN SEAS MARINER 09:00 - 23:00	CT
Sunday, August 18			Monday, August 19			Tuesday, August 20			Wednesday, August 21			Thursday, August 22			Friday, August 23			Saturday, August 24		
JNU	NG VENTURE 06:00 - 23:00	IVF	JNU	RUBY PRINCESS 11:00 - 22:15	FKL	JNU	NORWEGIAN JOY 07:00 - 13:30	AJD	JNU	GOLDEN PRINCESS 06:30 - 17:00	FKL	JNU	NORWEGIAN JEWEL 07:00 - 13:15	AJD	JNU	DISNEY WONDER 06:45 - 16:45	AJD	JNU	NG QUEST 06:00 - 23:00	IVF
JNU	NG SEA BIRD 06:00 - 23:00	ICT	JNU	NIEUW AMSTERDAM 13:00 - 22:00	CT	JNU	MILLENNIUM 07:00 - 21:30	AS	JNU	NOORDAM 10:00 - 22:00	CT	JNU	ECLIPSE 07:30 - 20:00	AS	JNU	REGATTA 11:00 - 18:00	AS	JNU	CARNIVAL LEGEND 07:00 - 15:00	AS
JNU	CORAL PRINCESS 06:30 - 17:00	FKL	JNU	EURODAM 13:00 - 23:00	AS	JNU	ROYAL PRINCESS 08:00 - 21:15	FKL	JNU	STAR PRINCESS 12:30 - 22:15	AS	JNU	WESTERDAM 08:00 - 18:00	CT	JNU	CRYSTAL SYMPHONY 12:00 - 22:00	FKL	JNU	CORAL PRINCESS 08:00 - 21:00	FKL
JNU	GRAND PRINCESS 08:00 - 21:30	CT	JNU	SOLSTICE 13:30 - 22:00	AJD	JNU	OOSTERDAM 13:00 - 21:00	CT							JNU	VOLENDAM 13:00 - 22:00	CT	JNU	SEVEN SEAS MARINER 10:00 - 23:00	CT
JNU	RADIANCE OF THE SEA 09:00 - 21:00	AJD				JNU	NORWEGIAN BLISS 14:30 - 23:00	AJD										JNU	STAR LEGEND 12:00 - 20:00	AJD
JNU	OVATION OF SEAS 12:00 - 21:00	AS																		
Sunday, August 25			Monday, August 26			Tuesday, August 27			Wednesday, August 28			Thursday, August 29			Friday, August 30			Saturday, August 31		
JNU	CORAL PRINCESS 06:30 - 17:00	FKL	JNU	RUBY PRINCESS 11:00 - 22:15	FKL	JNU	NORWEGIAN JOY 07:00 - 13:30	AJD	JNU	SEA PRINCESS 06:00 - 23:00	ICT	JNU	ECLIPSE 07:30 - 20:00	AS	JNU	DISNEY WONDER 06:00 - 13:15	AJD	JNU	CARNIVAL LEGEND 07:00 - 15:00	AS
JNU	MILLENNIUM 09:00 - 21:00	AJD	JNU	NIEUW AMSTERDAM 13:00 - 22:00	CT	JNU	RADIANCE OF THE SEA 07:00 - 21:30	AS	JNU	ROYAL PRINCESS 06:30 - 17:00	FKL	JNU	NOORDAM 08:00 - 18:00	CT	JNU	AMSTERDAM 08:00 - 22:00	AS	JNU	ISLAND PRINCESS 08:00 - 21:00	FKL
JNU	OVATION OF SEAS 12:00 - 21:00	AS	JNU	EURODAM 13:00 - 23:00	AS	JNU	GOLDEN PRINCESS 08:00 - 21:15	FKL	JNU	SEABOURN SOJOURN 08:00 - 20:00	ACT	JNU	CRYSTAL SYMPHONY 09:00 - 18:00	FKL	JNU	REGATTA 12:00 - 23:00	FKL	JNU	SILVER MUSE 08:30 - 22:30	AJD
JNU	SILVER MUSE 12:00 - 23:00	CT	JNU	SOLSTICE 13:30 - 22:00	AJD	JNU	OOSTERDAM 13:00 - 21:00	CT	JNU	GRAND PRINCESS 08:00 - 21:00	AJD	JNU	NORWEGIAN JEWEL 11:00 - 21:00	AJD	JNU	VOLENDAM 13:00 - 22:00	CT	JNU	SEVEN SEAS MARINER 09:00 - 23:00	CT
						JNU	NORWEGIAN BLISS 14:30 - 23:00	AJD	JNU	WESTERDAM 10:00 - 22:00	AS									
									JNU	STAR PRINCESS 12:30 - 22:15	CT									
Sunday, September 1			Monday, September 2			Tuesday, September 3			Wednesday, September 4			Thursday, September 5			Friday, September 6			Saturday, September 7		
JNU	NG VENTURE 06:00 - 23:00	CT	JNU	RUBY PRINCESS 11:00 - 22:15	FKL	JNU	NORWEGIAN JOY 07:00 - 13:30	AJD	JNU	GOLDEN PRINCESS 06:30 - 17:00	FKL	JNU	NORWEGIAN JEWEL 07:00 - 13:15	AJD	JNU	DISNEY WONDER 06:45 - 16:45	AJD	JNU	CORAL PRINCESS 08:00 - 21:00	FKL
JNU	CORAL PRINCESS 06:30 - 17:00	FKL	JNU	NIEUW AMSTERDAM 13:00 - 22:00	CT	JNU	MILLENNIUM 07:00 - 16:00	AS	JNU	SEABOURN SOJOURN 08:00 - 22:00	AJD	JNU	ECLIPSE 07:30 - 20:00	AS	JNU	SPLENDOR 07:00 - 22:00	AS	JNU	SEVEN SEAS MARINER 10:00 - 23:00	CT
JNU	RADIANCE OF THE SEA 09:00 - 21:00	AJD	JNU	EURODAM 13:00 - 23:00	AS	JNU	ROYAL PRINCESS 08:00 - 21:15	FKL	JNU	NOORDAM 10:00 - 22:00	CT	JNU	WESTERDAM 08:00 - 18:00	CT	JNU	VOLENDAM 13:00 - 22:00	CT			
JNU	OVATION OF SEAS 12:00 - 21:00	AS	JNU	SOLSTICE 13:30 - 22:00	AJD	JNU	OOSTERDAM 13:00 - 21:00	CT	JNU	STAR PRINCESS 12:30 - 22:15	AS	JNU	CRYSTAL SYMPHONY 13:00 - 22:00	FKL	JNU	GRAND PRINCESS 13:30 - 22:30	FKL			
						JNU	NORWEGIAN BLISS 14:30 - 23:00	AJD												
Sunday, September 8			Monday, September 9			Tuesday, September 10			Wednesday, September 11			Thursday, September 12			Friday, September 13			Saturday, September 14		
JNU	ISLAND PRINCESS 06:30 - 17:00	FKL	JNU	RUBY PRINCESS 11:00 - 22:15	FKL	JNU	NORWEGIAN JOY 07:00 - 13:30	AJD	JNU	ROYAL PRINCESS 06:30 - 17:00	FKL	JNU	ECLIPSE 07:30 - 20:00	AS	JNU	DISNEY WONDER 06:00 - 13:15	AJD	JNU	CARNIVAL LEGEND 07:00 - 16:00	FKL
JNU	OVATION OF SEAS 12:00 - 21:00	AS	JNU	NIEUW AMSTERDAM 13:00 - 22:00	CT	JNU	GOLDEN PRINCESS 08:00 - 21:15	FKL	JNU	WESTERDAM 10:00 - 22:00	CT	JNU	NOORDAM 08:00 - 18:00	CT	JNU	AMSTERDAM 08:00 - 22:00	AS	JNU	SEVEN SEAS MARINER 13:00 - 23:00	CT
JNU	SILVER MUSE 12:00 - 23:00	CT	JNU	EURODAM 13:00 - 23:00	AS	JNU	STAR PRINCESS 13:30 - 21:00	CT	JNU	STAR PRINCESS 12:30 - 22:15	AS	JNU	NORWEGIAN JEWEL 11:00 - 21:00	AJD	JNU	ISLAND PRINCESS 13:00 - 18:00	FKL			
			JNU	SOLSTICE 13:30 - 22:00	AJD	JNU	NORWEGIAN BLISS 14:30 - 23:00	AJD				JNU	CRYSTAL SYMPHONY 13:00 - 22:00	FKL	JNU	VOLENDAM 13:00 - 22:00	CT			

10:29 Friday, January 04, 2019

Cruise Line Agencies of Alaska, Cruise Ship Calendar for 2019

Page 5 of 6

Sunday, September 15			Monday, September 16			Tuesday, September 17			Wednesday, September 18			Thursday, September 19			Friday, September 20			Saturday, September 21	
JNU	CORAL PRINCESS 06:30 - 17:00	FKL	JNU	RUBY PRINCESS 11:00 - 22:15	FKL	JNU	NORWEGIAN JOY 07:00 - 13:30	AJD	JNU	GOLDEN PRINCESS 06:30 - 17:00	FKL	JNU	NORWEGIAN JEWEL 07:00 - 13:15	AJD	JNU	CRYSTAL SYMPHONY 10:00 - 23:00	AS	JNU	SEVEN SEAS MARINER 11:00 - 20:00	CT
JNU	OVATION OF SEAS 12:00 - 21:00	AS	JNU	NIEUW AMSTERDAM 13:00 - 22:00	CT	JNU	OOSTERDAM 13:00 - 21:00	CT	JNU	STAR LEGEND 07:00 - 22:00	AJD	JNU	SEABOURN SOJOURN 07:00 - 23:00	CT	JNU	CORAL PRINCESS 12:00 - 21:15	FKL			
			JNU	EURODAM 13:00 - 23:00	AS	JNU	NOORDAM 13:00 - 22:00	AS	JNU	GRAND PRINCESS 08:00 - 22:15	CT	JNU	ECLIPSE 07:30 - 20:00	AS	JNU	VOLENDAM 13:00 - 22:00	CT			
						JNU	NORWEGIAN BLISS 14:30 - 23:00	AJD	JNU	STAR PRINCESS 12:30 - 22:30	AS	JNU	WESTERDAM 08:00 - 18:00	FKL					
Sunday, September 22			Monday, September 23			Tuesday, September 24			Wednesday, September 25			Thursday, September 26			Friday, September 27			Saturday, September 28	
JNU	ROYAL PRINCESS 09:00 - 22:00	FKL	JNU	CARNIVAL LEGEND 07:00 - 16:00	FKL	JNU	OOSTERDAM 13:00 - 21:00	FKL	JNU	NORWEGIAN JEWEL 14:00 - 22:00	CT									
			JNU	NIEUW AMSTERDAM 13:00 - 22:00	CT	JNU	WESTERDAM 13:00 - 22:00	AS												
			JNU	EURODAM 13:00 - 23:00	AS	JNU	NOORDAM 13:00 - 22:00	CT												
			JNU	NORWEGIAN JOY 15:00 - 23:00	AJD	JNU	NORWEGIAN BLISS 14:30 - 23:00	AJD												
Sunday, September 29			Monday, September 30			Tuesday, October 1			Wednesday, October 2			Thursday, October 3			Friday, October 4			Saturday, October 5	
			JNU	NORWEGIAN JOY 15:00 - 23:00	AS	JNU	SEABOURN SOJOURN 07:00 - 23:00	CT	JNU	NORWEGIAN JEWEL 14:00 - 22:00	CT									
						JNU	WESTERDAM 13:00 - 23:00	AS												

Sunday, April 28	Monday, April 29 SKG RUBY PRINCESS 07:00 - 20:30 RRF	Tuesday, April 30 SKG NORWEGIAN JOY 07:00 - 20:15 RRA	Wednesday, May 1	Thursday, May 2 SKG CARNIVAL LEGEND 07:00 - 20:00 RRF	Friday, May 3 SKG STAR PRINCESS 07:00 - 20:30 RRF	Saturday, May 4 SKG ISLAND PRINCESS 07:00 - 20:30 RRF
Sunday, May 5	Monday, May 6	Tuesday, May 7 SKG NORWEGIAN JOY 07:00 - 20:15 RRA SKG NIEUW AMSTERDAM 07:00 - 21:00 RRF	Wednesday, May 8 SKG NORWEGIAN BLISS 07:00 - 20:15 RRA	Thursday, May 9 SKG CARNIVAL LEGEND 07:00 - 20:00 RRF	Friday, May 10 SKG GRAND PRINCESS 06:00 - 20:45 RRF SKG GOLDEN PRINCESS 07:00 - 20:30 RRA	Saturday, May 11 SKG CORAL PRINCESS 07:00 - 20:30 RRA SKG VOLENDAM 07:00 - 21:00 RRF
Sunday, May 12 SKG ISLAND PRINCESS 07:00 - 20:30 RRF	Monday, May 13 SKG SEVEN SEAS MARINER 07:00 - 15:00 BRD SKG ECLIPSE 08:00 - 21:00 RRA	Tuesday, May 14 SKG RUBY PRINCESS 06:30 - 20:15 RRF SKG SOLSTICE 07:00 - 18:00 RRA SKG NIEUW AMSTERDAM 07:00 - 21:00 BRD	Wednesday, May 15 SKG ROYAL PRINCESS 06:00 - 20:30 RRF SKG MILLENNIUM 07:00 - 16:00 ORE SKG NORWEGIAN BLISS 07:00 - 20:15 RRA	Thursday, May 16 SKG WESTERDAM 07:00 - 16:00 BRD SKG STAR PRINCESS 07:00 - 17:00 RRA SKG NOORDAM 07:00 - 21:00 RRF	Friday, May 17 SKG CARNIVAL LEGEND 07:00 - 20:00 RRF	Saturday, May 18 SKG ISLAND PRINCESS 07:00 - 20:30 RRA SKG VOLENDAM 07:00 - 21:00 RRF
Sunday, May 19 SKG CORAL PRINCESS 07:00 - 20:30 RRF	Monday, May 20 SKG MILLENNIUM 07:00 - 20:30 RRF SKG OVATION OF SEAS 07:00 - 20:30 RRA SKG SEVEN SEAS MARINER 09:00 - 18:00 BRD	Tuesday, May 21 SKG ROYAL PRINCESS 05:30 - 20:30 RRF SKG SOLSTICE 07:00 - 18:00 RRA SKG RUBY PRINCESS 07:00 - 20:15 ORE SKG NIEUW AMSTERDAM 07:00 - 21:00 BRD	Wednesday, May 22 SKG GOLDEN PRINCESS 05:30 - 20:30 BRD SKG RADIANCE OF THE SEA 07:00 - 16:30 ORE SKG NORWEGIAN JOY 07:00 - 17:00 RRA SKG NORWEGIAN BLISS 07:00 - 20:15 RRF	Thursday, May 23 SKG STAR PRINCESS 07:00 - 17:00 RRA SKG WESTERDAM 07:00 - 21:00 RRF SKG DISNEY WONDER 07:15 - 19:45 ORE	Friday, May 24 SKG QUEEN ELIZABETH 07:00 - 18:00 RRA SKG CARNIVAL LEGEND 07:00 - 20:00 RRF SKG NORWEGIAN JEWEL 08:00 - 20:00 BRD	Saturday, May 25 SKG CORAL PRINCESS 07:00 - 20:30 RRA SKG VOLENDAM 07:00 - 21:00 RRF
Sunday, May 26 SKG ISLAND PRINCESS 07:00 - 20:30 RRF	Monday, May 27 SKG OVATION OF SEAS 07:00 - 20:30 RRA SKG RADIANCE OF THE SEA 07:00 - 20:30 RRF	Tuesday, May 28 SKG GOLDEN PRINCESS 05:30 - 20:30 RRF SKG SOLSTICE 07:00 - 18:00 RRA SKG GRAND PRINCESS 07:00 - 20:15 ORE SKG NIEUW AMSTERDAM 07:00 - 21:00 BRD	Wednesday, May 29 SKG AZAMARA QUEST 06:00 - 16:30 RRF SKG ROYAL PRINCESS 06:00 - 20:30 RRA SKG MILLENNIUM 07:00 - 16:00 ORE SKG NORWEGIAN BLISS 07:00 - 20:15 BRD	Thursday, May 30 SKG STAR PRINCESS 07:00 - 17:00 RRA SKG NOORDAM 07:00 - 21:00 RRF SKG DISNEY WONDER 07:15 - 19:45 BRD SKG SEVEN SEAS MARINER 08:00 - 18:00 ORE	Friday, May 31 SKG GRAND PRINCESS 06:00 - 20:30 RRA SKG NORWEGIAN JEWEL 07:00 - 17:00 ORE SKG CARNIVAL LEGEND 07:00 - 21:00 RRF SKG VIKING ORION 08:00 - 18:00 BRD	Saturday, June 1 SKG ISLAND PRINCESS 07:00 - 20:30 RRA SKG VOLENDAM 07:00 - 21:00 RRF
Sunday, June 2 SKG CORAL PRINCESS 07:00 - 20:30 RRF	Monday, June 3 SKG QUEEN ELIZABETH 07:00 - 18:00 BRD SKG MILLENNIUM 07:00 - 20:30 RRF SKG OVATION OF SEAS 07:00 - 20:30 RRA	Tuesday, June 4 SKG ROYAL PRINCESS 05:30 - 20:30 RRF SKG SOLSTICE 07:00 - 18:00 RRA SKG RUBY PRINCESS 07:00 - 20:15 ORE SKG NIEUW AMSTERDAM 07:00 - 21:00 BRD	Wednesday, June 5 SKG GOLDEN PRINCESS 05:30 - 20:30 BRD SKG RADIANCE OF THE SEA 07:00 - 16:30 ORE SKG NORWEGIAN JOY 07:00 - 17:00 RRA SKG NORWEGIAN BLISS 07:00 - 20:15 RRF	Thursday, June 6 SKG STAR PRINCESS 07:00 - 17:00 RRA SKG WESTERDAM 07:00 - 21:00 RRF SKG DISNEY WONDER 07:15 - 19:45 ORE	Friday, June 7 SKG CARNIVAL LEGEND 07:00 - 21:00 RRF SKG REGATTA 08:00 - 17:00 RRA SKG NORWEGIAN JEWEL 08:00 - 20:00 BRD	Saturday, June 8 SKG CORAL PRINCESS 07:00 - 20:30 RRA SKG VOLENDAM 07:00 - 21:00 RRF
Sunday, June 9 SKG ISLAND PRINCESS 05:30 - 20:30 RRF SKG SEVEN SEAS MARINER 07:00 - 14:00 ORE SKG AZAMARA QUEST 07:00 - 17:00 RRA SKG CRYSTAL SYMPHONY 07:00 - 18:00 BRD	Monday, June 10 SKG GRAND PRINCESS 06:00 - 20:45 BRD SKG OVATION OF SEAS 07:00 - 20:30 RRA SKG RADIANCE OF THE SEA 07:00 - 20:30 RRF SKG VIKING ORION 08:00 - 18:00 ORE	Tuesday, June 11 SKG GOLDEN PRINCESS 05:30 - 20:30 BRD SKG SOLSTICE 07:00 - 18:00 RRA SKG RUBY PRINCESS 07:00 - 20:15 ORE SKG NIEUW AMSTERDAM 07:00 - 21:00 BRD	Wednesday, June 12 SKG ROYAL PRINCESS 06:00 - 20:30 RRF SKG MILLENNIUM 07:00 - 16:00 RRA SKG NORWEGIAN BLISS 07:00 - 20:15 ORE	Thursday, June 13 SKG STAR PRINCESS 07:00 - 17:00 RRF SKG NOORDAM 07:00 - 21:00 ORE SKG DISNEY WONDER 07:15 - 19:45 RRA	Friday, June 14 SKG NORWEGIAN JEWEL 06:00 - 17:00 BRD SKG QUEEN ELIZABETH 07:00 - 20:00 RRA SKG CARNIVAL LEGEND 07:00 - 21:00 RRF	Saturday, June 15 SKG ISLAND PRINCESS 07:00 - 20:30 RRA SKG VOLENDAM 07:00 - 21:00 RRF

10:30 Friday, January 04, 2019 **Cruise Line Agencies of Alaska, Cruise Ship Calendar for 2019** Page 2 of 5

Sunday, June 16			Monday, June 17			Tuesday, June 18			Wednesday, June 19			Thursday, June 20			Friday, June 21			Saturday, June 22		
SKG	CORAL PRINCESS 06:30 - 20:30	RRF	SKG	MILLENNIUM 07:00 - 20:30	RRF	SKG	ROYAL PRINCESS 05:30 - 20:30	RRF	SKG	GOLDEN PRINCESS 05:30 - 20:30	BRD	SKG	AMERICAN CONSTELLA -05:00		SKG	CARNIVAL LEGEND 07:00 - 21:00	RRF	SKG	CORAL PRINCESS 07:00 - 20:30	RRA
SKG	SEVEN SEAS MARINER 07:00 - 17:00	RRA	SKG	OVATION OF SEAS 07:00 - 20:30	RRA	SKG	SOLSTICE 07:00 - 18:00	RRA	SKG	RADIANCE OF THE SEA 07:00 - 16:30	ORE	SKG	GRAND PRINCESS 05:30 - 20:30	BRD	SKG	VIKING ORION 08:00 - 18:00	RRA	SKG	VOLENDAM 07:00 - 21:00	RRF
						SKG	RUBY PRINCESS 07:00 - 20:15	ORE	SKG	NORWEGIAN JOY 07:00 - 17:00	RRA	SKG	STAR PRINCESS 07:00 - 17:00	RRA	SKG	NORWEGIAN JEWEL 08:00 - 20:00	BRD				
						SKG	NIEUW AMSTERDAM 07:00 - 21:00	BRD	SKG	NORWEGIAN BLISS 07:00 - 20:15	RRF	SKG	WESTERDAM 07:00 - 21:00	RRF							
									SKG	AMERICAN CONSTELLA 09:00 -	ORE	SKG	DISNEY WONDER 07:15 - 19:45	ORE						
Sunday, June 23			Monday, June 24			Tuesday, June 25			Wednesday, June 26			Thursday, June 27			Friday, June 28			Saturday, June 29		
SKG	AMERICAN CONSTELLA -05:00	RRF	SKG	AMERICAN CONSTELLA -05:00	RRF	SKG	GOLDEN PRINCESS 05:30 - 20:30	RRF	SKG	ROYAL PRINCESS 06:00 - 20:30	RRF	SKG	STAR PRINCESS 06:30 - 17:00	RRA	SKG	NORWEGIAN JEWEL 08:00 - 20:00	BRD	SKG	ISLAND PRINCESS 06:00 - 20:30	RRA
SKG	ISLAND PRINCESS 06:00 - 20:30	RRF	SKG	QUEEN ELIZABETH 07:00 - 20:00	BRD	SKG	SOLSTICE 07:00 - 18:00	RRA	SKG	MILLENNIUM 07:00 - 16:00	ORE	SKG	AZAMARA QUEST 07:00 - 17:00	ORE	SKG	CRYSTAL SYMPHONY 07:00 - 19:00	RRA	SKG	GRAND PRINCESS 06:30 - 20:15	BRD
SKG	SEVEN SEAS MARINER 07:00 - 15:00	BRD	SKG	OVATION OF SEAS 07:00 - 20:30	RRA	SKG	RUBY PRINCESS 07:00 - 20:15	ORE	SKG	NORWEGIAN BLISS 07:00 - 20:15	RRA	SKG	NOORDAM 07:00 - 21:00	RRF	SKG	CARNIVAL LEGEND 07:00 - 21:00	RRF	SKG	ASUKA II 07:00 - 17:00	ORE
SKG	REGATTA 07:00 - 17:00	RRA	SKG	RADIANCE OF THE SEA 07:00 - 20:30	RRF	SKG	NIEUW AMSTERDAM 07:00 - 21:00	BRD				SKG	DISNEY WONDER 07:15 - 19:45	BRD				SKG	VOLENDAM 07:00 - 21:00	RRF
Sunday, June 30			Monday, July 1			Tuesday, July 2			Wednesday, July 3			Thursday, July 4			Friday, July 5			Saturday, July 6		
SKG	CORAL PRINCESS 06:30 - 20:30	RRF	SKG	MILLENNIUM 07:00 - 20:30	RRF	SKG	ROYAL PRINCESS 05:30 - 20:30	RRF	SKG	GOLDEN PRINCESS 05:30 - 20:30	BRD	SKG	STAR PRINCESS 07:00 - 17:00	BRD	SKG	GRAND PRINCESS 07:00 - 20:30	ORE	SKG	CORAL PRINCESS 07:00 - 20:30	RRA
SKG	SEVEN SEAS MARINER 07:00 - 17:00	RRA	SKG	OVATION OF SEAS 07:00 - 20:30	RRA	SKG	SOLSTICE 07:00 - 18:00	RRA	SKG	RADIANCE OF THE SEA 07:00 - 16:30	ORE	SKG	WESTERDAM 07:00 - 21:00	ORE	SKG	CARNIVAL LEGEND 07:00 - 21:00	RRF	SKG	VOLENDAM 07:00 - 21:00	RRF
SKG	VIKING ORION 08:00 - 18:00	BRD	SKG	SILVER MUSE 08:00 - 17:30	ORE	SKG	RUBY PRINCESS 07:00 - 20:15	ORE	SKG	NORWEGIAN JOY 07:00 - 17:00	RRA	SKG	DISNEY WONDER 07:15 - 19:45	RRA	SKG	AMSTERDAM 08:00 - 17:00	ORE				
			SKG	AMERICAN CONSTELLA 08:30 - 17:30	RRF	SKG	NIEUW AMSTERDAM 07:00 - 21:00	BRD	SKG	NORWEGIAN BLISS 07:00 - 20:15	RRF	SKG	REGATTA 09:00 - 19:30	RRF	SKG	NORWEGIAN JEWEL 08:00 - 20:00	BRD				
Sunday, July 7			Monday, July 8			Tuesday, July 9			Wednesday, July 10			Thursday, July 11			Friday, July 12			Saturday, July 13		
SKG	ISLAND PRINCESS 06:00 - 20:30	RRF	SKG	AZAMARA QUEST 07:00 - 17:00	BRD	SKG	GOLDEN PRINCESS 05:30 - 20:30	RRF	SKG	ROYAL PRINCESS 06:00 - 20:30	RRF	SKG	STAR PRINCESS 07:00 - 17:00	RRA	SKG	NORWEGIAN JEWEL 07:00 - 17:00	BRD	SKG	ISLAND PRINCESS 07:00 - 20:30	RRA
SKG	SEVEN SEAS MARINER 07:00 - 17:00	RRA	SKG	OVATION OF SEAS 07:00 - 20:30	RRA	SKG	SOLSTICE 07:00 - 18:00	RRA	SKG	MILLENNIUM 07:00 - 16:00	ORE	SKG	NOORDAM 07:00 - 21:00	RRF	SKG	CARNIVAL LEGEND 07:00 - 21:00	RRF	SKG	VOLENDAM 07:00 - 21:00	RRF
SKG	SILVER MUSE 08:00 - 17:00	ORE	SKG	RADIANCE OF THE SEA 07:00 - 20:30	RRF	SKG	RUBY PRINCESS 07:00 - 20:15	ORE	SKG	CRYSTAL SYMPHONY 07:00 - 17:00	BRD	SKG	VIKING ORION 08:00 - 18:00	BRD	SKG	AMSTERDAM 08:00 - 17:00	RRA				
			SKG	AMERICAN CONSTELLA 08:30 - 17:30	RRF	SKG	NIEUW AMSTERDAM 07:00 - 21:00	BRD	SKG	NORWEGIAN BLISS 07:00 - 20:15	RRA										
Sunday, July 14			Monday, July 15			Tuesday, July 16			Wednesday, July 17			Thursday, July 18			Friday, July 19			Saturday, July 20		
SKG	AMERICAN CONSTELLA 05:00 -	RRF	SKG	AMERICAN CONSTELLA -05:00	RRF	SKG	ROYAL PRINCESS 05:30 - 20:30	RRF	SKG	GOLDEN PRINCESS 05:30 - 20:30	BRD	SKG	STAR PRINCESS 07:00 - 17:00	BRD	SKG	GRAND PRINCESS 07:00 - 20:30	RRA	SKG	CORAL PRINCESS 07:00 - 20:30	RRA
SKG	CORAL PRINCESS 06:30 - 20:30	RRF	SKG	MILLENNIUM 07:00 - 20:30	RRF	SKG	SOLSTICE 07:00 - 18:00	RRA	SKG	RADIANCE OF THE SEA 07:00 - 16:30	ORE	SKG	WESTERDAM 07:00 - 21:00	RRF	SKG	CARNIVAL LEGEND 07:00 - 21:00	RRF	SKG	VOLENDAM 07:00 - 21:00	RRF
SKG	CRYSTAL SYMPHONY 10:00 - 20:00	RRA	SKG	OVATION OF SEAS 07:00 - 20:30	RRA	SKG	RUBY PRINCESS 07:00 - 20:15	ORE	SKG	NORWEGIAN JOY 07:00 - 17:00	RRA	SKG	SEVEN SEAS MARINER 08:00 - 18:00	ORE	SKG	NORWEGIAN JEWEL 08:00 - 20:00	BRD	SKG	VIKING ORION 08:00 - 18:00	ORE
			SKG	SILVER MUSE 08:00 - 17:30	ORE	SKG	NIEUW AMSTERDAM 07:00 - 21:00	BRD	SKG	NORWEGIAN BLISS 07:00 - 20:15	RRF								SKG	REGATTA 08:00 - 22:00	BRD
Sunday, July 21			Monday, July 22			Tuesday, July 23			Wednesday, July 24			Thursday, July 25			Friday, July 26			Saturday, July 27		
SKG	AMERICAN CONSTELLA 05:00 -	RRF	SKG	AMERICAN CONSTELLA -05:00	RRF	SKG	GOLDEN PRINCESS 05:30 - 20:30	RRF	SKG	ROYAL PRINCESS 06:00 - 20:30	RRF	SKG	STAR PRINCESS 06:30 - 17:00	RRA	SKG	NORWEGIAN JEWEL 07:00 - 17:00	BRD	SKG	CRYSTAL SYMPHONY 07:00 - 15:30	BRD
SKG	LE SOLEAL 08:00 - 18:00	RRA	SKG	OVATION OF SEAS 07:00 - 20:30	RRA	SKG	SOLSTICE 07:00 - 18:00	RRA	SKG	MILLENNIUM 07:00 - 16:00	ORE	SKG	AZAMARA QUEST 07:00 - 17:00	ORE	SKG	CARNIVAL LEGEND 07:00 - 21:00	RRF	SKG	ISLAND PRINCESS 07:00 - 20:30	RRA
SKG	ISLAND PRINCESS 06:00 - 20:30	RRF	SKG	RADIANCE OF THE SEA 07:00 - 20:30	RRF	SKG	RUBY PRINCESS 07:00 - 20:15	ORE	SKG	NORWEGIAN BLISS 07:00 - 20:15	RRA	SKG	NOORDAM 07:00 - 21:00	RRF				SKG	VOLENDAM 07:00 - 21:00	RRF
SKG	SILVER MUSE 08:00 - 17:00	ORE				SKG	NIEUW AMSTERDAM 07:00 - 21:00	BRD				SKG	DISNEY WONDER 07:15 - 19:45	BRD						
Sunday, July 28			Monday, July 29			Tuesday, July 30			Wednesday, July 31			Thursday, August 1			Friday, August 2			Saturday, August 3		
SKG	CORAL PRINCESS 06:30 - 20:30	RRF	SKG	MILLENNIUM 07:00 - 20:30	RRF	SKG	ROYAL PRINCESS 05:30 - 20:30	RRF	SKG	GOLDEN PRINCESS 05:30 - 20:30	BRD	SKG	STAR PRINCESS 07:00 - 17:00	BRD	SKG	LE SOLEAL 08:00 - 18:00	ORE	SKG	CORAL PRINCESS 07:00 - 20:30	RRF
SKG	SEVEN SEAS MARINER 07:00 - 17:00	RRA	SKG	OVATION OF SEAS 07:00 - 20:30	RRA	SKG	SOLSTICE 07:00 - 18:00	RRA	SKG	RADIANCE OF THE SEA 07:00 - 16:30	ORE	SKG	REGATTA 07:00 - 16:00	RRA	SKG	CRYSTAL SYMPHONY 07:00 - 18:00	RRA	SKG	VOLENDAM 07:00 - 21:00	BRD
			SKG	SILVER MUSE 08:00 - 17:30	ORE	SKG	RUBY PRINCESS 07:00 - 20:15	ORE	SKG	NORWEGIAN JOY 07:00 - 17:00	RRA	SKG	WESTERDAM 07:00 - 21:00	RRF	SKG	CARNIVAL LEGEND 07:00 - 21:00	RRF	SKG	AZAMARA QUEST 07:30 - 17:00	RRA
			SKG	VIKING ORION 08:00 - 18:00	BRD	SKG	NIEUW AMSTERDAM 07:00 - 21:00	BRD	SKG	NORWEGIAN BLISS 07:00 - 20:15	RRF	SKG	DISNEY WONDER 07:15 - 19:45	BRD	SKG	NORWEGIAN JEWEL 08:00 - 20:00	BRD				
			SKG	AMERICAN CONSTELLA 08:30 - 17:30	RRF															

10:30 Friday, January 04, 2019 **Cruise Line Agencies of Alaska, Cruise Ship Calendar for 2019** Page 3 of 5

Cruise Line Agencies of Alaska, Cruise Ship Calendar for 2019

Sunday, August 4		Monday, August 5		Tuesday, August 6		Wednesday, August 7		Thursday, August 8		Friday, August 9		Saturday, August 10	
SKG LE SOLEAL	BRD	SKG OVATION OF SEAS	RRA	SKG GOLDEN PRINCESS	RRF	SKG ROYAL PRINCESS	RRF	SKG STAR PRINCESS	RRA	SKG VIKING ORION	BRD	SKG ISLAND PRINCESS	RRA
06:00 - 19:00		07:00 - 20:30		05:30 - 20:30		06:00 - 20:30		07:00 - 17:00		06:00 - 18:00		07:00 - 20:30	
SKG ISLAND PRINCESS	RRF	SKG RADIANCE OF THE SEA	RRF	SKG SOLSTICE	RRA	SKG MILLENNIUM	ORE	SKG NOORDAM	RRF	SKG NORWEGIAN JEWEL	ORE	SKG VOLENDAM	RRF
06:30 - 20:30		07:00 - 20:30		07:00 - 18:00		07:00 - 16:00		07:00 - 21:00		07:00 - 17:00		07:00 - 21:00	
SKG SEVEN SEAS MARINER	RRA	SKG AMERICAN CONSTELLA		SKG RUBY PRINCESS	ORE	SKG NORWEGIAN BLISS		SKG DISNEY WONDER	ORE	SKG GRAND PRINCESS	RRA		
07:00 - 15:00		08:30 - 17:30		07:00 - 20:15		07:00 - 20:15		07:15 - 19:45		07:00 - 20:30			
SKG SILVER MUSE	ORE			SKG NIEUW AMSTERDAM	BRD					SKG CARNIVAL LEGEND	RRF		
08:00 - 17:00				07:00 - 21:00						07:00 - 21:00			

Sunday, August 11		Monday, August 12		Tuesday, August 13		Wednesday, August 14		Thursday, August 15		Friday, August 16		Saturday, August 17	
SKG AMERICAN CONSTELLA		SKG AMERICAN CONSTELLA		SKG ROYAL PRINCESS	RRF	SKG GOLDEN PRINCESS	BRD	SKG STAR PRINCESS	ORE	SKG CARNIVAL LEGEND	RRF	SKG CORAL PRINCESS	RRA
05:00 - 20:30		-05:00		05:30 - 20:30		05:30 - 20:30		07:00 - 17:00		07:00 - 21:00		07:00 - 20:30	
SKG CORAL PRINCESS	RRF	SKG MILLENNIUM	RRF	SKG SOLSTICE	RRA	SKG RADIANCE OF THE SEA	ORE	SKG WESTERDAM	RRF	SKG NORWEGIAN JEWEL	BRD	SKG VOLENDAM	RRF
06:30 - 20:30		07:00 - 20:30		07:00 - 18:00		07:00 - 16:30		07:00 - 21:00		08:00 - 20:00		07:00 - 21:00	
SKG SEVEN SEAS MARINER	RRA	SKG OVATION OF SEAS	RRA	SKG RUBY PRINCESS	ORE	SKG NORWEGIAN JOY	RRA	SKG DISNEY WONDER	BRD				
07:00 - 17:00		07:00 - 20:30		07:00 - 20:15		07:00 - 17:00		07:15 - 19:45					
		SKG SILVER MUSE	ORE	SKG NIEUW AMSTERDAM	BRD	SKG NORWEGIAN BLISS		SKG REGATTA	RRA				
		08:00 - 17:30		07:00 - 21:00		07:00 - 20:15	RRF	08:00 - 16:00					

Sunday, August 18		Monday, August 19		Tuesday, August 20		Wednesday, August 21		Thursday, August 22		Friday, August 23		Saturday, August 24	
SKG AMERICAN CONSTELLA		SKG AMERICAN CONSTELLA		SKG ROYAL PRINCESS	RRF	SKG ROYAL PRINCESS	RRF	SKG STAR PRINCESS	RRA	SKG CARNIVAL JEWEL	BRD	SKG CRYSTAL SYMPHONY	BRD
05:00 - 20:30		-05:00		05:30 - 20:30		06:00 - 20:30		07:00 - 17:00		07:00 - 17:00		07:00 - 18:00	
SKG ISLAND PRINCESS	RRF	SKG GRAND PRINCESS	BRD	SKG SOLSTICE	RRA	SKG MILLENNIUM	ORE	SKG NOORDAM	RRF	SKG CARNIVAL LEGEND	RRF	SKG ISLAND PRINCESS	RRA
06:30 - 20:30		07:00 - 20:15		07:00 - 18:00		07:00 - 16:00		07:00 - 21:00	ORE			07:00 - 20:30	
SKG SEVEN SEAS MARINER	RRA	SKG OVATION OF SEAS	RRA	SKG RUBY PRINCESS	ORE	SKG NORWEGIAN BLISS	RRA	SKG DISNEY WONDER				SKG VOLENDAM	RRF
07:00 - 15:00		07:00 - 20:30		07:00 - 20:15		07:00 - 20:15		07:15 - 19:45				07:00 - 21:00	
SKG SILVER MUSE	ORE	SKG RADIANCE OF THE SEA	RRF	SKG NIEUW AMSTERDAM	BRD								
08:00 - 17:00		07:00 - 20:30		07:00 - 21:00									

Sunday, August 25		Monday, August 26		Tuesday, August 27		Wednesday, August 28		Thursday, August 29		Friday, August 30		Saturday, August 31	
SKG AMERICAN CONSTELLA		SKG AMERICAN CONSTELLA		SKG ROYAL PRINCESS	RRF	SKG GOLDEN PRINCESS	BRD	SKG GRAND PRINCESS	BRD	SKG CARNIVAL LEGEND	RRF	SKG CORAL PRINCESS	RRA
05:00 -		-05:00		05:30 - 20:30		05:30 - 20:30		05:30 - 20:30		07:00 - 21:00		07:00 - 20:30	
SKG CORAL PRINCESS	RRF	SKG MILLENNIUM	RRF	SKG SOLSTICE	RRA	SKG RADIANCE OF THE SEA	ORE	SKG STAR PRINCESS	ORE	SKG CRYSTAL SYMPHONY	RRA	SKG VOLENDAM	RRF
06:30 - 20:30		07:00 - 20:30		07:00 - 18:00		07:00 - 16:30		07:00 - 17:00		08:00 - 18:00		07:00 - 21:00	
SKG SEVEN SEAS MARINER	RRA	SKG OVATION OF SEAS	RRA	SKG RUBY PRINCESS	ORE	SKG NORWEGIAN JOY	RRA	SKG WESTERDAM	RRF	SKG NORWEGIAN JEWEL	BRD	SKG REGATTA	BRD
07:00 - 17:00		07:00 - 20:30		07:00 - 20:15		07:00 - 17:00		07:00 - 21:00		08:00 - 20:00		08:00 - 22:00	
		SKG SILVER MUSE	ORE	SKG NIEUW AMSTERDAM	BRD	SKG NORWEGIAN BLISS	RRF	SKG DISNEY WONDER	ORE				
		08:00 - 17:30		07:00 - 21:00		07:00 - 20:15		07:15 - 19:45					

Sunday, September 1		Monday, September 2		Tuesday, September 3		Wednesday, September 4		Thursday, September 5		Friday, September 6		Saturday, September 7	
SKG AMERICAN CONSTELLA		SKG AMERICAN CONSTELLA		SKG GOLDEN PRINCESS	RRF	SKG ROYAL PRINCESS	RRF	SKG STAR PRINCESS	RRA	SKG NORWEGIAN JEWEL	BRD	SKG GRAND PRINCESS	BRD
05:00 -		-05:00		05:30 - 20:30		06:30 - 20:30		07:00 - 17:00		07:00 - 17:00		06:00 - 20:15	
SKG ISLAND PRINCESS	RRF	SKG OVATION OF SEAS	RRA	SKG SOLSTICE	RRA	SKG NORWEGIAN BLISS	RRA	SKG NOORDAM	RRF	SKG CARNIVAL LEGEND	RRF	SKG ISLAND PRINCESS	RRA
06:30 - 20:30		07:00 - 20:30		07:00 - 18:00		07:00 - 20:15		07:00 - 21:00		07:00 - 21:00		07:00 - 20:30	
SKG SEVEN SEAS MARINER	RRA	SKG RADIANCE OF THE SEA	RRF	SKG RUBY PRINCESS	ORE			SKG DISNEY WONDER		SKG CRYSTAL SYMPHONY	RRA	SKG VOLENDAM	RRF
07:00 - 15:00		07:00 - 20:30		07:00 - 20:15				07:15 - 19:45		08:00 - 19:00		07:00 - 21:00	
SKG SILVER MUSE	ORE			SKG NIEUW AMSTERDAM	BRD								
08:00 - 17:00				07:00 - 21:00									

Sunday, September 8		Monday, September 9		Tuesday, September 10		Wednesday, September 11		Thursday, September 12		Friday, September 13		Saturday, September 14	
SKG AMERICAN CONSTELLA		SKG AMERICAN CONSTELLA		SKG ROYAL PRINCESS	RRF	SKG GOLDEN PRINCESS	BRD	SKG STAR PRINCESS	RRA	SKG CARNIVAL LEGEND	RRF	SKG CORAL PRINCESS	RRA
05:00 -		-05:00		05:30 - 20:30		06:00 - 20:30		07:00 - 17:00		07:00 - 21:00		07:00 - 20:30	
SKG CORAL PRINCESS	RRF	SKG OVATION OF SEAS	RRA	SKG SOLSTICE	RRA	SKG NORWEGIAN JOY	RRA	SKG WESTERDAM	RRF	SKG CRYSTAL SYMPHONY	RRA	SKG VOLENDAM	RRF
06:30 - 20:30		07:00 - 20:30		07:00 - 18:00		07:00 - 17:00		07:00 - 21:00		08:00 - 19:00		07:00 - 21:00	
SKG SEVEN SEAS MARINER	RRA	SKG SILVER MUSE	ORE	SKG RUBY PRINCESS	ORE	SKG NORWEGIAN BLISS	RRF	SKG DISNEY WONDER	ORE	SKG NORWEGIAN JEWEL	BRD		
07:00 - 17:00		08:00 - 17:30		07:00 - 20:15		07:00 - 20:15		07:15 - 19:45		08:00 - 20:00			
				SKG NIEUW AMSTERDAM	BRD								
				07:00 - 21:00									

Sunday, September 15		Monday, September 16		Tuesday, September 17		Wednesday, September 18		Thursday, September 19		Friday, September 20		Saturday, September 21	
SKG SEVEN SEAS MARINER	RRA	SKG OVATION OF SEAS	RRA	SKG GOLDEN PRINCESS	RRF	SKG NORWEGIAN JOY	RRA	SKG STAR PRINCESS	RRA	SKG NORWEGIAN JEWEL	BRD	SKG CORAL PRINCESS	RRA
07:00 - 14:00		07:00 - 20:30		06:00 - 20:30		07:00 - 17:00		06:30 - 17:00		07:00 - 17:00		07:00 - 20:30	
				SKG RUBY PRINCESS	RRA	SKG NORWEGIAN BLISS	RRF					SKG VOLENDAM	RRF
				07:00 - 20:15		07:00 - 20:15						07:00 - 21:00	
				SKG NIEUW AMSTERDAM	BRD	SKG NOORDAM	BRD						
				07:00 - 21:00		07:00 - 21:00							

10:30 Friday, January 04, 2019 **Cruise Line Agencies of Alaska, Cruise Ship Calendar for 2019** Page 5 of 5

Sunday, September 22			Monday, September 23			Tuesday, September 24			Wednesday, September 25			Thursday, September 26			Friday, September 27	Saturday, September 28
SKG	CARNIVAL LEGEND 07:00 - 20:00	RRF	SKG	ROYAL PRINCESS 07:00 - 20:30	RRA	SKG	NORWEGIAN JOY 07:00 - 20:15	RRA	SKG	NORWEGIAN BLISS 07:00 - 20:15	RRA	SKG	NORWEGIAN JEWEL 07:00 - 20:15	BRD		
						SKG	NIEUW AMSTERDAM 07:00 - 21:00	BRD	SKG	WESTERDAM 07:00 - 21:00	BRD					
									SKG	NOORDAM 07:00 - 21:00	RRF					
Sunday, September 29			Monday, September 30			Tuesday, October 1			Wednesday, October 2			Thursday, October 3			Friday, October 4	Saturday, October 5
						SKG	NORWEGIAN JOY 07:00 - 20:15	RRA				SKG	NORWEGIAN JEWEL 07:00 - 20:15	BRD		

Appendix 4

January 4, 2019, Draft Cruise Ship Schedule — Ketchikan, Alaska

Cruise Line Agencies of Alaska

Cruise Ship Calendar for 2019

FOR PORT(S) = KTN
AND SHIP(S) = ALL
AND VOYAGES = ALL

Sunday, April 21	Monday, April 22	Tuesday, April 23	Wednesday, April 24	Thursday, April 25	Friday, April 26	Saturday, April 27
						KTN RUBY PRINCESS 2 07:00 - 16:00
Sunday, April 28	Monday, April 29	Tuesday, April 30	Wednesday, May 1 KTN STAR PRINCESS 2 07:00 - 16:00	Thursday, May 2 KTN NORWEGIAN JOY 3 07:00 - 13:00	Friday, May 3	Saturday, May 4 KTN CARNIVAL LEGEND 2 08:00 - 17:00
Sunday, May 5	Monday, May 6 KTN STAR PRINCESS 2 09:30 - 17:45	Tuesday, May 7	Wednesday, May 8	Thursday, May 9 KTN NORWEGIAN JOY 3 07:00 - 13:00 KTN EURODAM 1 07:00 - 13:00 KTN NIEUW AMSTERDAM 2 10:00 - 18:00	Friday, May 10 KTN NORWEGIAN BLISS 3 06:00 - 13:00 KTN OOSTERDAM 1 07:00 - 13:00 KTN MAASDAM 2 10:00 - 18:00 KTN WESTERDAM 4 10:00 - 18:00	Saturday, May 11 KTN ECLIPSE 3 07:00 - 16:00
Sunday, May 12 KTN CARNIVAL LEGEND 1 07:00 - 13:00 KTN MILLENNIUM 2 07:00 - 15:00 KTN SOLSTICE 3 07:00 - 16:00 KTN GRAND PRINCESS AN3 08:00 - 18:00 KTN GOLDEN PRINCESS 4 09:00 - 17:45	Monday, May 13 KTN ROYAL PRINCESS 4 06:30 - 15:15 KTN NORWEGIAN JOY 3 07:00 - 15:00 KTN CORAL PRINCESS 1 09:00 - 17:45 KTN VOLENDAM 2 10:00 - 18:00	Tuesday, May 14 KTN STAR PRINCESS 4 06:30 - 15:00 KTN NOORDAM 2 07:00 - 15:00 KTN SEVEN SEAS MARINER 1 13:00 - 18:00	Wednesday, May 15	Thursday, May 16 KTN EURODAM 1 07:00 - 13:00 KTN GOLDEN PRINCESS 4 07:00 - 13:15 KTN GOLDEN PRINCESS 2 08:00 - 17:00 KTN NIEUW AMSTERDAM 3 10:00 - 18:00	Friday, May 17 KTN NORWEGIAN BLISS 3 06:00 - 13:00 KTN CORAL PRINCESS 4 06:00 - 15:00 KTN OOSTERDAM 1 07:00 - 13:00 KTN WESTERDAM 2 12:00 - 20:00	Saturday, May 18 KTN SEVEN SEAS MARINER 1 07:00 - 16:00 KTN NORWEGIAN JEWEL 2 08:00 - 18:00
Sunday, May 19 KTN RADIANCE OF THE SEA 4 06:00 - 16:00 KTN CARNIVAL LEGEND 1 07:00 - 13:00 KTN SOLSTICE 3 07:00 - 16:00	Monday, May 20 KTN GOLDEN PRINCESS 4 06:30 - 15:15 KTN NORWEGIAN JOY 3 07:00 - 15:00 KTN STAR PRINCESS 1 09:30 - 17:45 KTN VOLENDAM 2 10:00 - 18:00	Tuesday, May 21 KTN STAR PRINCESS 4 06:30 - 15:00 KTN WESTERDAM 2 07:00 - 15:00	Wednesday, May 22 KTN NORWEGIAN JEWEL 4 07:00 - 16:00 KTN MILLENNIUM 3 09:00 - 18:00 KTN GRAND PRINCESS 2 12:00 - 20:00	Thursday, May 23 KTN EURODAM 1 07:00 - 13:00 KTN RUBY PRINCESS 3 07:00 - 15:15 KTN ROYAL PRINCESS 4 10:00 - 18:00 KTN NIEUW AMSTERDAM 2 10:00 - 18:00	Friday, May 24 KTN NORWEGIAN BLISS 3 06:00 - 13:00 KTN OOSTERDAM 1 07:00 - 13:00 KTN VIKING ODIN 2 08:00 - 14:00 KTN NOORDAM 4 11:00 - 19:00 KTN ECLIPSE 3 14:00 - 20:30	Saturday, May 25 KTN DISNEY WONDER 1 11:00 - 19:45

10:30 Friday, January 04, 2019 **Cruise Line Agencies of Alaska, Cruise Ship Calendar for 2019** Page 2 of 6

Sunday, May 26		Monday, May 27		Tuesday, May 28		Wednesday, May 29		Thursday, May 30		Friday, May 31		Saturday, June 1	
KTN CARNIVAL LEGEND 07:00 - 13:00	1	KTN ROYAL PRINCESS 06:30 - 15:15	4	KTN ST JAR PRINCESS 06:00 - 15:00	4	KTN GRAND PRINCESS 06:30 - 14:00	2	KTN EURODAM 07:00 - 13:00	1	KTN NORWEGIAN BLISS 06:00 - 13:00	3	KTN STAR LEGEND 06:00 - 13:00	2
KTN MILLENNIUM 07:00 - 15:00	2	KTN NORWEGIAN JOY 07:00 - 15:00	3	KTN NOORDAM 07:00 - 15:00	2	KTN RADIANCE OF THE SEA 09:00 - 18:00	3	KTN RUBY PRINCESS 07:00 - 13:15	4	KTN CORAL PRINCESS 06:00 - 15:00	4	KTN DISNEY WONDER 11:00 - 19:45	1
KTN SOLSTICE 07:00 - 16:00	3	KTN REGATTA 07:00 - 17:00	AN4	KTN SEVEN SEAS MARINER 07:00 - 16:00	1			KTN GOLDEN PRINCESS 10:00 - 17:45	2	KTN OOSTERDAM 07:00 - 13:00	1	KTN NORWEGIAN JEWEL 13:00 - 20:00	3
		KTN CORAL PRINCESS 10:00 - 17:45	1	KTN QUEEN ELIZABETH 08:00 - 18:00	3			KTN NIEUW AMSTERDAM 11:00 - 19:00	3	KTN MAASDAM 10:00 - 18:00	AN3	KTN AZAMARA QUEST 13:00 - 22:00	4
		KTN VOLENDAM 10:00 - 18:00	2	KTN VIKING ORION 10:00 - 17:00	AN3					KTN WESTERDAM 11:00 - 19:00	2		
										KTN ECLIPSE 14:00 - 20:30	3		
Sunday, June 2		Monday, June 3		Tuesday, June 4		Wednesday, June 5		Thursday, June 6		Friday, June 7		Saturday, June 8	
KTN RADIANCE OF THE SEA 06:00 - 16:00	4	KTN GOLDEN PRINCESS 06:30 - 15:15	4	KTN ST JAR PRINCESS 06:30 - 15:00	4	KTN NORWEGIAN JEWEL 07:00 - 16:00	4	KTN EURODAM 07:00 - 13:00	1	KTN NORWEGIAN BLISS 06:00 - 13:00	3	KTN GRAND PRINCESS 06:30 - 14:00	4
KTN CARNIVAL LEGEND 07:00 - 13:00	1	KTN NORWEGIAN JOY 07:00 - 15:00	3	KTN WESTERDAM 07:00 - 15:00	2	KTN AMSTERDAM 08:00 - 17:00	2	KTN RUBY PRINCESS 07:00 - 13:15	3	KTN OOSTERDAM 07:00 - 13:00	1	KTN SILVER MUSE 08:00 - 18:00	3
KTN SOLSTICE 07:00 - 16:00	3	KTN SILVER MUSE 08:00 - 18:00	AN4	KTN SEABOURN SOJOURN 08:00 - 21:00	1	KTN MILLENNIUM 09:00 - 18:00	1	KTN AZAMARA QUEST 07:30 - 17:30	AN3	KTN QUEEN ELIZABETH 08:00 - 18:00	4	KTN DISNEY WONDER 11:00 - 19:45	1
		KTN ISLAND PRINCESS 09:30 - 17:45	1			KTN STAR LEGEND 14:00 - 22:00	3	KTN ROYAL PRINCESS 10:00 - 18:00	4	KTN NOORDAM 11:00 - 19:00	2	KTN REGATTA 13:00 - 23:00	2
		KTN VOLENDAM 10:00 - 18:00	2					KTN NIEUW AMSTERDAM 11:00 - 19:00	2	KTN ECLIPSE 14:00 - 20:30	3		
Sunday, June 9		Monday, June 10		Tuesday, June 11		Wednesday, June 12		Thursday, June 13		Friday, June 14		Saturday, June 15	
KTN CARNIVAL LEGEND 07:00 - 13:00	1	KTN ROYAL PRINCESS 06:30 - 15:15	4	KTN ST JAR PRINCESS 06:30 - 15:00	4	KTN QUEEN ELIZABETH 07:00 - 16:00	2	KTN EURODAM 07:00 - 13:00	1	KTN NORWEGIAN BLISS 06:00 - 13:00	3	KTN DISNEY WONDER 11:00 - 19:45	1
KTN MILLENNIUM 07:00 - 15:00	2	KTN NORWEGIAN JOY 07:00 - 15:00	3	KTN NOORDAM 07:00 - 15:00	2	KTN RADIANCE OF THE SEA 09:00 - 18:00	3	KTN RUBY PRINCESS 07:00 - 13:15	4	KTN CORAL PRINCESS 06:00 - 15:00	4	KTN NORWEGIAN JEWEL 13:00 - 20:00	3
KTN SOLSTICE 07:00 - 16:00	3	KTN CORAL PRINCESS 10:00 - 17:45	AN4	KTN CRYSTAL SYMPHONY 08:00 - 18:00	1			KTN VIKING ORION 08:00 - 14:00	AN3	KTN OOSTERDAM 07:00 - 13:00	1		
KTN SEABOURN SOJOURN 08:00 - 23:00	4	KTN VOLENDAM 10:00 - 18:00	2					KTN GOLDEN PRINCESS 10:00 - 17:45	2	KTN SEVEN SEAS MARINER 08:00 - 16:00	AN4		
		KTN SEVEN SEAS MARINER 11:00 - 18:00	1					KTN NIEUW AMSTERDAM 11:00 - 19:00	3	KTN WESTERDAM 11:00 - 19:00	2		
										KTN ECLIPSE 14:00 - 20:30	3		
Sunday, June 16		Monday, June 17		Tuesday, June 18		Wednesday, June 19		Thursday, June 20		Friday, June 21		Saturday, June 22	
KTN RADIANCE OF THE SEA 06:00 - 16:00	4	KTN GOLDEN PRINCESS 06:30 - 15:15	4	KTN GRAND PRINCESS 06:00 - 14:00	4	KTN NORWEGIAN JEWEL 07:00 - 16:00	4	KTN EURODAM 07:00 - 13:00	1	KTN NORWEGIAN BLISS 06:00 - 13:00	3	KTN QUEEN ELIZABETH 07:00 - 16:00	3
KTN CARNIVAL LEGEND 07:00 - 13:00	1	KTN NORWEGIAN JOY 07:00 - 15:00	3	KTN ST JAR PRINCESS 06:30 - 15:00	3	KTN SILVER MUSE 08:00 - 17:00	3	KTN RUBY PRINCESS 07:00 - 13:15	3	KTN OOSTERDAM 07:00 - 13:00	1	KTN DISNEY WONDER 11:00 - 19:45	1
KTN AZAMARA QUEST 07:00 - 13:00	AN3	KTN ISLAND PRINCESS 09:30 - 17:45	1	KTN WESTERDAM 07:00 - 15:00	2	KTN AMSTERDAM 08:00 - 17:00	2	KTN ROYAL PRINCESS 10:00 - 18:00	4	KTN MAASDAM 10:00 - 18:00	2		
KTN SOLSTICE 07:00 - 16:00	3	KTN VIKING ORION 10:00 - 17:00	AN4			KTN MILLENNIUM 09:00 - 18:00	1	KTN NIEUW AMSTERDAM 11:00 - 19:00	2	KTN NOORDAM 11:00 - 19:00	4		
KTN REGATTA 13:00 - 22:00	2	KTN VOLENDAM 10:00 - 18:00	2							KTN ECLIPSE 14:00 - 20:30	3		
Sunday, June 23		Monday, June 24		Tuesday, June 25		Wednesday, June 26		Thursday, June 27		Friday, June 28		Saturday, June 29	
KTN STAR LEGEND 06:00 - 13:00	4	KTN NG SEA BIRD 06:00 - 18:00	B3T	KTN ST JAR PRINCESS 06:30 - 15:00	4	KTN RADIANCE OF THE SEA 09:00 - 18:00	2	KTN EURODAM 07:00 - 13:00	1	KTN NORWEGIAN BLISS 06:00 - 13:00	3	KTN SILVER MUSE 07:00 - 14:00	2
KTN CARNIVAL LEGEND 07:00 - 13:00	1	KTN ROYAL PRINCESS 06:30 - 15:15	4	KTN NOORDAM 07:00 - 15:00	2	KTN REGATTA 10:00 - 20:00	1	KTN RUBY PRINCESS 07:00 - 13:15	4	KTN CORAL PRINCESS 06:00 - 15:00	4	KTN AZAMARA QUEST 09:00 - 22:00	4
KTN MILLENNIUM 07:00 - 15:00	2	KTN NORWEGIAN JOY 07:00 - 15:00	3	KTN SILVER MUSE 08:00 - 17:00	1			KTN SEABOURN SOJOURN 08:30 - 23:00	AN3	KTN OOSTERDAM 07:00 - 13:00	1	KTN DISNEY WONDER 11:00 - 19:45	1
KTN SOLSTICE 07:00 - 16:00	3	KTN CORAL PRINCESS 10:00 - 17:45	AN4					KTN GOLDEN PRINCESS 10:00 - 17:45	2	KTN SEVEN SEAS MARINER 07:00 - 16:00	AN4	KTN REGATTA 13:00 - 23:00	3
		KTN VOLENDAM 10:00 - 18:00	2					KTN NIEUW AMSTERDAM 11:00 - 19:00	3	KTN WESTERDAM 11:00 - 19:00	2	KTN NORWEGIAN JEWEL 13:00 - 20:00	3
		KTN SEVEN SEAS MARINER 12:00 - 21:00	1					KTN STAR LEGEND 15:00 - 22:00	4	KTN ECLIPSE 14:00 - 20:30	3		

10:30 Friday, January 04, 2019

Cruise Line Agencies of Alaska, Cruise Ship Calendar for 2019

Page 3 of 6

Sunday, June 30		Monday, July 1		Tuesday, July 2		Wednesday, July 3		Thursday, July 4		Friday, July 5		Saturday, July 6	
KTN RADIANCE OF THE SEA 06:00 - 16:00	4	KTN GOLDEN PRINCESS 06:30 - 15:15	4	KTN STAR PRINCESS 06:30 - 15:00	4	KTN NORWEGIAN JEWEL 07:00 - 16:00	4	KTN EURODAM 07:00 - 13:00	1	KTN NORWEGIAN BLISS 06:00 - 13:00	3	KTN AZAMARA QUEST 06:30 - 13:00	4
KTN CARNIVAL LEGEND 07:00 - 13:00	1	KTN NORWEGIAN JOY 07:00 - 15:00	3	KTN WESTERDAM 07:00 - 15:00	2	KTN VIKING ORION 08:00 - 14:00	3	KTN RUBY PRINCESS 07:00 - 13:15	3	KTN OOSTERDAM 07:00 - 13:00	1	KTN DISNEY WONDER 11:00 - 19:45	1
KTN SOLSTICE 07:00 - 16:00	3	KTN ISLAND PRINCESS 09:30 - 17:45	1			KTN AMSTERDAM 08:00 - 16:00	2	KTN CRYSTAL SYMPHONY 08:00 - 17:00	AN3	KTN NOORDAM 11:00 - 19:00	4	KTN REGATTA 11:00 - 20:00	2
KTN CRYSTAL SYMPHONY 09:00 - 18:00	2	KTN VOLENDAM 10:00 - 18:00	2			KTN MILLENNIUM 09:00 - 18:00	1	KTN ROYAL PRINCESS 10:00 - 18:00	4	KTN ECLIPSE 14:00 - 20:30	3		
								KTN NIEUW AMSTERDAM 11:00 - 19:00	2				
Sunday, July 7		Monday, July 8		Tuesday, July 9		Wednesday, July 10		Thursday, July 11		Friday, July 12		Saturday, July 13	
KTN CARNIVAL LEGEND 07:00 - 13:00	1	KTN ROYAL PRINCESS 06:30 - 15:15	4	KTN STAR PRINCESS 06:30 - 15:00	4	KTN AMSTERDAM 08:00 - 16:00	2	KTN LE SOLEAL 06:00 - 14:00	AN3	KTN NORWEGIAN BLISS 06:00 - 13:00	3	KTN SILVER MUSE 07:00 - 17:00	3
KTN MILLENNIUM 07:00 - 15:00	2	KTN NORWEGIAN JOY 07:00 - 15:00	3	KTN NOORDAM 07:00 - 15:00	2	KTN DISNEY WONDER 08:00 - 17:00	1	KTN EURODAM 07:00 - 13:00	1	KTN CORAL PRINCESS 06:00 - 15:00	4	KTN NORWEGIAN JEWEL 13:00 - 20:00	2
KTN SOLSTICE 07:00 - 16:00	3	KTN GRAND PRINCESS 08:00 - 15:00	AN4	KTN SILVER MUSE 08:00 - 15:00	1	KTN RADIANCE OF THE SEA 09:00 - 18:00	3	KTN RUBY PRINCESS 07:00 - 13:15	4	KTN OOSTERDAM 07:00 - 13:00	1	KTN REGATTA 13:00 - 21:00	4
KTN VIKING ORION 10:00 - 17:00	4	KTN CORAL PRINCESS 10:00 - 17:45	1	KTN SEVEN SEAS MARINER 09:00 - 20:00	3	KTN SEABOURN SOJOURN 12:00 - 22:00	4	KTN GOLDEN PRINCESS 10:00 - 17:45	2	KTN WESTERDAM 11:00 - 19:00	2		
		KTN VOLENDAM 10:00 - 18:00	2					KTN NIEUW AMSTERDAM 11:00 - 19:00	3	KTN ECLIPSE 14:00 - 20:30	3		
Sunday, July 14		Monday, July 15		Tuesday, July 16		Wednesday, July 17		Thursday, July 18		Friday, July 19		Saturday, July 20	
KTN RADIANCE OF THE SEA 06:00 - 16:00	4	KTN GOLDEN PRINCESS 06:30 - 15:15	4	KTN STAR PRINCESS 06:30 - 15:00	4	KTN NORWEGIAN JEWEL 07:00 - 16:00	4	KTN EURODAM 07:00 - 13:00	1	KTN NORWEGIAN BLISS 06:00 - 13:00	3	KTN CRYSTAL SYMPHONY 08:00 - 18:00	3
KTN CARNIVAL LEGEND 07:00 - 13:00	1	KTN NORWEGIAN JOY 07:00 - 15:00	3	KTN SILVER EXPLORER 06:30 - 20:00	1	KTN AMSTERDAM 08:00 - 17:00	2	KTN RUBY PRINCESS 07:00 - 13:15	3	KTN OOSTERDAM 07:00 - 13:00	1	KTN DISNEY WONDER 09:00 - 19:45	1
KTN SOLSTICE 07:00 - 16:00	3	KTN SEVEN SEAS MARINER 07:00 - 17:00	AN4	KTN WESTERDAM 07:00 - 15:00	2	KTN MILLENNIUM 09:00 - 18:00	1	KTN REGATTA 08:00 - 17:00	AN3	KTN NOORDAM 07:00 - 13:00	4	KTN STAR LEGEND 13:00 - 21:00	2
KTN MAASDAM 08:00 - 17:00	2	KTN ISLAND PRINCESS 09:30 - 17:45	1	KTN SEABOURN SOJOURN 08:00 - 23:00	3			KTN ROYAL PRINCESS 10:00 - 18:00	4	KTN ECLIPSE 14:00 - 20:30	3		
KTN AZAMARA QUEST 08:00 - 22:00	AN3	KTN VOLENDAM 10:00 - 18:00	2					KTN NIEUW AMSTERDAM 11:00 - 19:00	2				
		KTN LE SOLEAL 11:00 - 18:00	AN3										
Sunday, July 21		Monday, July 22		Tuesday, July 23		Wednesday, July 24		Thursday, July 25		Friday, July 26		Saturday, July 27	
KTN CARNIVAL LEGEND 07:00 - 13:00	1	KTN ROYAL PRINCESS 06:30 - 15:15	4	KTN STAR PRINCESS 06:30 - 15:00	4	KTN RADIANCE OF THE SEA 09:00 - 18:00	2	KTN EURODAM 07:00 - 13:00	1	KTN NORWEGIAN BLISS 06:00 - 13:00	3	KTN AZAMARA QUEST 06:30 - 17:15	4
KTN MILLENNIUM 07:00 - 15:00	2	KTN NORWEGIAN JOY 07:00 - 15:00	3	KTN NOORDAM 07:00 - 15:00	2			KTN RUBY PRINCESS 07:00 - 13:15	4	KTN CORAL PRINCESS 06:00 - 15:00	4	KTN SILVER MUSE 07:00 - 14:00	2
KTN SOLSTICE 07:00 - 16:00	3	KTN CORAL PRINCESS 10:00 - 17:45	1	KTN VIKING ORION 08:00 - 14:00	3			KTN LE SOLEAL 07:00 - 13:30	AN3	KTN OOSTERDAM 07:00 - 13:00	1	KTN VIKING ORION 10:00 - 17:00	AN3
KTN GRAND PRINCESS 08:00 - 18:00	4	KTN VOLENDAM 10:00 - 18:00	2	KTN SILVER MUSE 08:00 - 15:00	1			KTN GOLDEN PRINCESS 10:00 - 17:45	2	KTN SEVEN SEAS MARINER 08:00 - 16:00	AN4	KTN DISNEY WONDER 11:00 - 19:45	1
								KTN NIEUW AMSTERDAM 11:00 - 19:00	3	KTN WESTERDAM 11:00 - 19:00	2	KTN NORWEGIAN JEWEL 13:00 - 20:00	3
										KTN ECLIPSE 14:00 - 20:30	3		
										KTN AZAMARA QUEST 18:00 -	4		
Sunday, July 28		Monday, July 29		Tuesday, July 30		Wednesday, July 31		Thursday, August 1		Friday, August 2		Saturday, August 3	
KTN RADIANCE OF THE SEA 06:00 - 16:00	4	KTN GOLDEN PRINCESS 06:30 - 15:15	4	KTN STAR PRINCESS 06:30 - 15:00	4	KTN NORWEGIAN JEWEL 07:00 - 16:00	4	KTN EURODAM 07:00 - 13:00	1	KTN NORWEGIAN BLISS 06:00 - 13:00	3	KTN NG SEA BIRD 06:00 - 18:00	B3T
KTN CARNIVAL LEGEND 07:00 - 13:00	1	KTN NORWEGIAN JOY 07:00 - 15:00	3	KTN WESTERDAM 07:00 - 15:00	2	KTN AMSTERDAM 08:00 - 17:00	2	KTN AZAMARA QUEST 07:00 - 13:00	AN3	KTN OOSTERDAM 07:00 - 13:00	1	KTN SEABOURN SOJOURN 08:00 - 23:00	2
KTN SOLSTICE 07:00 - 16:00	3	KTN ISLAND PRINCESS 09:30 - 17:45	1			KTN MILLENNIUM 09:00 - 18:00	1	KTN RUBY PRINCESS 07:00 - 13:15	3	KTN NOORDAM 11:00 - 19:00	4	KTN DISNEY WONDER 11:00 - 19:45	1
KTN REGATTA 10:00 - 18:00	2	KTN LE SOLEAL 09:30 - 18:30	AN4			KTN GRAND PRINCESS 12:00 - 20:00	3	KTN ROYAL PRINCESS 10:00 - 18:00	4	KTN ECLIPSE 14:00 - 20:30	3		
KTN CRYSTAL SYMPHONY 14:00 - 21:00	1	KTN VOLENDAM 10:00 - 18:00	2					KTN NIEUW AMSTERDAM 11:00 - 19:00	2				

10:30 Friday, January 04, 2019

Cruise Line Agencies of Alaska, Cruise Ship Calendar for 2019

Sunday, August 4		Monday, August 5		Tuesday, August 6		Wednesday, August 7		Thursday, August 8		Friday, August 9		Saturday, August 10	
KTN CARNIVAL LEGEND 07:00 - 13:00	1	KTN ROYAL PRINCESS 06:30 - 15:15	4	KTN STAR PRINCESS 06:30 - 15:00	4	KTN GRAND PRINCESS 06:30 - 14:00	2	KTN LE SOLEAL 07:00 - 13:00	AN3	KTN NORWEGIAN BLISS 06:00 - 13:00	3	KTN SEABOURN SOJOURN 07:00 - 15:00	4
KTN MILLENNIUM 07:00 - 15:00	2	KTN NORWEGIAN JOY 07:00 - 15:00	3	KTN NOORDAM 07:00 - 15:00	2	KTN RADIANCE OF THE SEA 09:00 - 18:00	3	KTN EURODAM 07:00 - 13:00	1	KTN CORAL PRINCESS 06:00 - 15:00	4	KTN SILVER MUSE 09:00 - 16:30	2
KTN SOLSTICE 07:00 - 16:00	3	KTN CORAL PRINCESS 10:00 - 17:45	AN4	KTN SILVER MUSE 08:00 - 15:00	1			KTN RUBY PRINCESS 07:00 - 13:15	4	KTN OOSTERDAM 07:00 - 13:00	1	KTN DISNEY WONDER 11:00 - 19:45	1
		KTN VOLENDAM 10:00 - 18:00	2	KTN CRYSTAL SYMPHONY 08:00 - 18:00	3			KTN GOLDEN PRINCESS 10:00 - 17:45	2	KTN SEVEN SEAS MARINER 08:00 - 16:00	AN4	KTN NORWEGIAN JEWEL 13:00 - 20:00	3
		KTN SEVEN SEAS MARINER 12:00 - 19:00	1					KTN NIEUW AMSTERDAM 11:00 - 19:00	3	KTN WESTERDAM 11:00 - 19:00	2		
										KTN ECLIPSE 14:00 - 20:30	3		
Sunday, August 11		Monday, August 12		Tuesday, August 13		Wednesday, August 14		Thursday, August 15		Friday, August 16		Saturday, August 17	
KTN RADIANCE OF THE SEA 06:00 - 16:00	4	KTN GOLDEN PRINCESS 06:30 - 15:15	4	KTN STAR PRINCESS 06:30 - 15:00	4	KTN NORWEGIAN JEWEL 07:00 - 16:00	4	KTN EURODAM 07:00 - 13:00	1	KTN NORWEGIAN BLISS 06:00 - 13:00	3	KTN GRAND PRINCESS 06:30 - 14:00	4
KTN CARNIVAL LEGEND 07:00 - 13:00	1	KTN NORWEGIAN JOY 07:00 - 15:00	3	KTN WESTERDAM 07:00 - 15:00	2	KTN AMSTERDAM 08:00 - 17:00	2	KTN RUBY PRINCESS 07:00 - 13:15	3	KTN OOSTERDAM 07:00 - 13:00	1	KTN CRYSTAL SYMPHONY 10:00 - 18:00	2
KTN SOLSTICE 07:00 - 16:00	3	KTN VIKING ORION 08:00 - 14:00	AN4	KTN LE SOLEAL 07:30 - 20:00	1	KTN MILLENNIUM 09:00 - 18:00	1	KTN ROYAL PRINCESS 10:00 - 17:45	4	KTN VIKING ORION 08:00 - 14:00	AN3	KTN DISNEY WONDER 11:00 - 19:45	1
KTN STAR LEGEND 13:00 - 22:00	2	KTN ISLAND PRINCESS 09:30 - 17:45	1					KTN NIEUW AMSTERDAM 11:00 - 19:00	2	KTN NOORDAM 11:00 - 19:00	4		
		KTN VOLENDAM 10:00 - 18:00	2							KTN REGATTA 13:00 - 23:00	2		
										KTN ECLIPSE 14:00 - 20:30	3		
Sunday, August 18		Monday, August 19		Tuesday, August 20		Wednesday, August 21		Thursday, August 22		Friday, August 23		Saturday, August 24	
KTN CARNIVAL LEGEND 07:00 - 13:00	1	KTN ROYAL PRINCESS 06:30 - 15:15	4	KTN STAR PRINCESS 06:30 - 15:00	4	KTN RADIANCE OF THE SEA 09:00 - 18:00	2	KTN EURODAM 07:00 - 13:00	1	KTN NORWEGIAN BLISS 06:00 - 13:00	3	KTN SILVER MUSE 09:00 - 16:30	2
KTN MILLENNIUM 07:00 - 15:00	2	KTN NORWEGIAN JOY 07:00 - 15:00	3	KTN NOORDAM 07:00 - 15:00	2			KTN RUBY PRINCESS 07:00 - 13:15	4	KTN CORAL PRINCESS 06:00 - 15:00	4	KTN DISNEY WONDER 11:00 - 19:45	1
KTN SOLSTICE 07:00 - 16:00	3	KTN CORAL PRINCESS 10:00 - 17:45	AN4	KTN SILVER MUSE 08:00 - 15:00	1			KTN CRYSTAL SYMPHONY 08:00 - 16:00	AN3	KTN OOSTERDAM 07:00 - 13:00	1	KTN NORWEGIAN JEWEL 13:00 - 20:00	3
		KTN VOLENDAM 10:00 - 18:00	2					KTN GOLDEN PRINCESS 10:00 - 17:45	2	KTN SEVEN SEAS MARINER 08:00 - 16:00	AN4	KTN REGATTA 13:00 - 22:00	4
		KTN SEVEN SEAS MARINER 12:00 - 19:00	1					KTN NIEUW AMSTERDAM 11:00 - 19:00	3	KTN WESTERDAM 11:00 - 19:00	2		
								KTN SEABOURN SOJOURN 14:00 - 23:00	4	KTN ECLIPSE 14:00 - 20:30	3		
Sunday, August 25		Monday, August 26		Tuesday, August 27		Wednesday, August 28		Thursday, August 29		Friday, August 30		Saturday, August 31	
KTN RADIANCE OF THE SEA 06:00 - 16:00	4	KTN GOLDEN PRINCESS 06:30 - 15:15	4	KTN GRAND PRINCESS 06:00 - 14:00	4	KTN NORWEGIAN JEWEL 07:00 - 16:00	4	KTN EURODAM 07:00 - 13:00	1	KTN NORWEGIAN BLISS 06:00 - 13:00	3	KTN DISNEY WONDER 11:00 - 19:45	1
KTN CARNIVAL LEGEND 07:00 - 13:00	1	KTN NORWEGIAN JOY 07:00 - 15:00	3	KTN STAR PRINCESS 06:30 - 15:00	3	KTN AMSTERDAM 08:30 - 17:00	2	KTN RUBY PRINCESS 07:00 - 13:15	3	KTN EURODAM 07:00 - 13:00	1		
KTN SOLSTICE 07:00 - 16:00	3	KTN ISLAND PRINCESS 09:30 - 17:45	1	KTN WESTERDAM 07:00 - 15:00	2	KTN STAR LEGEND 08:00 - 20:00	3	KTN REGATTA 08:00 - 17:00	AN3	KTN NOORDAM 11:00 - 19:00	4		
		KTN VOLENDAM 10:00 - 18:00	2			KTN MILLENNIUM 09:00 - 18:00	1	KTN ROYAL PRINCESS 10:00 - 18:00	4	KTN ECLIPSE 14:00 - 20:30	3		
								KTN NIEUW AMSTERDAM 11:00 - 19:00	2				
Sunday, September 1		Monday, September 2		Tuesday, September 3		Wednesday, September 4		Thursday, September 5		Friday, September 6		Saturday, September 7	
KTN CARNIVAL LEGEND 07:00 - 13:00	1	KTN ROYAL PRINCESS 06:30 - 15:15	4	KTN STAR PRINCESS 06:30 - 15:00	4	KTN RADIANCE OF THE SEA 09:00 - 18:00	3	KTN EURODAM 07:00 - 13:00	1	KTN NORWEGIAN BLISS 06:00 - 13:00	3	KTN SILVER MUSE 09:00 - 16:30	2
KTN SOLSTICE 07:00 - 16:00	3	KTN NORWEGIAN JOY 07:00 - 15:00	3	KTN NOORDAM 07:00 - 15:00	2	KTN MILLENNIUM 10:00 - 17:00	2	KTN RUBY PRINCESS 07:00 - 13:15	4	KTN CORAL PRINCESS 06:00 - 15:00	4	KTN DISNEY WONDER 11:00 - 19:45	1
KTN CRYSTAL SYMPHONY 08:00 - 18:00	4	KTN CORAL PRINCESS 10:00 - 17:45	AN4	KTN SILVER MUSE 08:00 - 15:00	1			KTN GOLDEN PRINCESS 10:00 - 17:45	2	KTN OOSTERDAM 07:00 - 13:00	1	KTN NORWEGIAN JEWEL 13:00 - 20:00	3
		KTN VOLENDAM 10:00 - 18:00	2					KTN NIEUW AMSTERDAM 11:00 - 19:00	3	KTN SEVEN SEAS MARINER 08:00 - 16:00	AN4		
		KTN SEVEN SEAS MARINER 12:00 - 19:00	1							KTN WESTERDAM 11:00 - 19:00	2		
										KTN ECLIPSE 14:00 - 20:30	3		

10:30 Friday, January 04, 2019 **Cruise Line Agencies of Alaska, Cruise Ship Calendar for 2019** Page 5 of 6

Sunday, September 8	Monday, September 9	Tuesday, September 10	Wednesday, September 11	Thursday, September 12	Friday, September 13	Saturday, September 14
KTN CARNIVAL LEGEND 1 07:00 - 13:00	KTN GOLDEN PRINCESS 4 06:30 - 15:15	KTN STAR PRINCESS 4 06:30 - 15:00	KTN NORWEGIAN JEWEL 4 07:00 - 16:00	KTN EURODAM 1 07:00 - 13:00	KTN NORWEGIAN BLISS 3 06:00 - 13:00	KTN ISLAND PRINCESS 3 11:00 - 17:45
KTN GOLDEN PRINCESS 3 07:00 - 16:00	KTN NORWEGIAN JOY 3 07:00 - 15:00	KTN WESTERDAM 2 07:00 - 15:00	KTN AMSTERDAM 2 08:00 - 17:00	KTN RUBY PRINCESS 3 07:00 - 13:15	KTN OOSTERDAM 1 07:00 - 13:00	KTN DISNEY WONDER 1 11:00 - 19:45
KTN RADIANCE OF THE SEA 4 08:00 - 20:00	KTN STAR LEGEND AN4 07:00 - 17:00	KTN SEABOURN SOJOURN 1 08:00 - 22:00		KTN ROYAL PRINCESS 4 10:00 - 18:00	KTN NOORDAM 4 11:00 - 19:00	
KTN CRYSTAL SYMPHONY 2 09:00 - 18:00	KTN ISLAND PRINCESS 1 09:30 - 17:45			KTN NIEUW AMSTERDAM 2 10:00 - 18:00	KTN ECLIPSE 3 14:00 - 20:30	
	KTN VOLENDAM 2 10:00 - 18:00					

Sunday, September 15	Monday, September 16	Tuesday, September 17	Wednesday, September 18	Thursday, September 19	Friday, September 20	Saturday, September 21
KTN CRYSTAL SYMPHONY 2 09:00 - 18:00	KTN SEABOURN SOJOURN AN4 07:00 - 15:00	KTN STAR PRINCESS 2 06:30 - 15:00		KTN EURODAM 1 07:00 - 13:00	KTN NORWEGIAN BLISS 3 06:00 - 13:00	KTN ROYAL PRINCESS 4 07:00 - 16:00
KTN CARNIVAL LEGEND 1 09:00 - 20:00	KTN NORWEGIAN JOY 3 07:00 - 15:00			KTN RUBY PRINCESS 4 07:00 - 13:15	KTN OOSTERDAM 1 07:00 - 13:00	KTN STAR LEGEND 1 07:00 - 17:00
	KTN CORAL PRINCESS 4 09:00 - 17:45			KTN GOLDEN PRINCESS 2 09:00 - 17:45	KTN SEVEN SEAS MARINER 2 08:00 - 16:00	KTN NORWEGIAN JEWEL 2 13:00 - 20:00
	KTN VOLENDAM 2 10:00 - 18:00			KTN NIEUW AMSTERDAM 3 10:00 - 18:00	KTN NOORDAM AN3 10:00 - 18:00	
	KTN SEVEN SEAS MARINER 1 11:00 - 18:00				KTN WESTERDAM 4 11:00 - 19:00	
					KTN ECLIPSE 3 14:00 - 20:30	

Sunday, September 22	Monday, September 23	Tuesday, September 24	Wednesday, September 25	Thursday, September 26	Friday, September 27	Saturday, September 28
KTN CRYSTAL SYMPHONY 1 10:00 - 20:00	KTN GOLDEN PRINCESS 4 08:00 - 17:00	KTN CARNIVAL LEGEND 1 10:00 - 19:00	KTN ROALD AMUNDSEN 2 09:00 - 16:00	KTN NORWEGIAN JOY 3 07:00 - 13:00	KTN NORWEGIAN BLISS 3 06:00 - 13:00	KTN SEABOURN SOJOURN 3 07:00 - 15:00
	KTN CORAL PRINCESS 1 09:00 - 17:45			KTN EURODAM 1 07:00 - 13:00	KTN OOSTERDAM 1 07:00 - 13:00	KTN NORWEGIAN JEWEL 2 10:00 - 19:00
	KTN VOLENDAM 2 10:00 - 18:00			KTN NIEUW AMSTERDAM 2 10:00 - 18:00	KTN WESTERDAM 2 08:00 - 18:00	
					KTN NOORDAM 4 10:00 - 18:00	

Sunday, September 29	Monday, September 30	Tuesday, October 1	Wednesday, October 2	Thursday, October 3	Friday, October 4	Saturday, October 5
				KTN NORWEGIAN JOY 3 07:00 - 13:00		KTN NORWEGIAN JEWEL 2 10:00 - 19:00

10:30 Friday, January 04, 2019 **Cruise Line Agencies of Alaska, Cruise Ship Calendar for 2019** Page 6 of 6

Sunday, April 28			Monday, April 29			Tuesday, April 30			Wednesday, May 1			Thursday, May 2			Friday, May 3			Saturday, May 4		
JNU	RUBY PRINCESS 09:00 - 22:00	FKL	JNU	NORWEGIAN JOY 14:30 - 23:00	AS				JNU	CARNIVAL LEGEND 11:00 - 22:00	FKL	JNU	STAR PRINCESS 09:00 - 22:00	FKL	JNU	ISLAND PRINCESS 12:00 - 22:00	FKL			
			JNU	NIEUW AMSTERDAM 13:00 - 22:00	CT	Tuesday, May 7			Wednesday, May 8			Thursday, May 9			Friday, May 10			Saturday, May 11		
			JNU	EURODAM 13:00 - 22:00	AS	JNU	OOSTERDAM 13:00 - 21:00	CT	JNU	CARNIVAL LEGEND 14:00 - 23:00	FKL	JNU	GOLDEN PRINCESS 12:00 - 22:15	FKL	JNU	CORAL PRINCESS 12:00 - 22:00	FKL	JNU	ISLAND PRINCESS 08:00 - 21:00	FKL
			JNU	NORWEGIAN JOY 14:30 - 23:00	AJD	JNU	NORWEGIAN BLISS 14:30 - 23:00	AJD				JNU	GRAND PRINCESS 13:30 - 22:00	AS	JNU	VOLENDAM 13:00 - 22:00	CT				
Sunday, May 5																				
Sunday, May 12			Monday, May 13			Tuesday, May 14			Wednesday, May 15			Thursday, May 16			Friday, May 17			Saturday, May 18		
JNU	SVENDS SEAS MARINER 09:00 - 23:00	AS	JNU	RUBY PRINCESS 11:00 - 22:15	FKL	JNU	NORWEGIAN JOY 07:00 - 13:30	AJD	JNU	WESTERDAM 07:00 - 21:00	AS	JNU	NORWEGIAN JEWEL 08:00 - 18:00	AJD	JNU	VOLENDAM 13:00 - 22:00	CT	JNU	CORAL PRINCESS 08:00 - 21:00	FKL
			JNU	NIEUW AMSTERDAM 13:00 - 22:00	CT	JNU	MILLENNIUM 07:00 - 21:30	AS	JNU	ECLIPSE 08:00 - 21:30	AJD	JNU	CARNIVAL LEGEND 14:00 - 23:00	FKL				JNU	QUEEN ELIZABETH 13:00 - 21:00	AS
			JNU	EURODAM 13:00 - 23:00	AS	JNU	ROYAL PRINCESS 08:00 - 21:15	FKL	JNU	NOORDAM 10:00 - 22:00	CT									
			JNU	SOLSTICE 13:30 - 22:00	AJD	JNU	OOSTERDAM 13:00 - 21:00	CT	JNU	STAR PRINCESS 12:30 - 22:15	FKL									
						JNU	NORWEGIAN BLISS 14:30 - 23:00	AJD												
Sunday, May 19			Monday, May 20			Tuesday, May 21			Wednesday, May 22			Thursday, May 23			Friday, May 24			Saturday, May 25		
JNU	ISLAND PRINCESS 06:30 - 17:00	FKL	JNU	RUBY PRINCESS 11:00 - 22:15	FKL	JNU	NORWEGIAN JOY 07:00 - 13:30	AJD	JNU	ROYAL PRINCESS 06:30 - 17:00	FKL	JNU	ECLIPSE 07:30 - 20:00	AS	JNU	DISNEY WONDER 06:45 - 16:45	AJD	JNU	NG SEA LION 06:00 - 23:00	ICT
JNU	OVATION OF SEAS 07:00 - 21:00	AS	JNU	NIEUW AMSTERDAM 13:00 - 22:00	CT	JNU	RADIANCE OF THE SEA 07:00 - 21:30	AS	JNU	SVENDS SEAS MARINER 07:00 - 14:00	AJD	JNU	VOLENDAM 08:00 - 18:00	CT	JNU	VOLENDAM 13:00 - 22:00	CT	JNU	ISLAND PRINCESS 08:00 - 21:00	FKL
JNU	MILLENNIUM 09:00 - 21:00	AJD	JNU	EURODAM 13:00 - 23:00	AS	JNU	GOLDEN PRINCESS 08:00 - 21:15	FKL	JNU	WESTERDAM 10:00 - 22:00	CT	JNU	NORWEGIAN JEWEL 11:00 - 21:00	AJD				JNU	REGATTA 09:00 - 18:00	CT
JNU	GRAND PRINCESS 13:30 - 22:00	CT	JNU	SOLSTICE 13:30 - 22:00	AJD	JNU	OOSTERDAM 13:00 - 21:00	CT	JNU	STAR PRINCESS 12:30 - 22:15	AS	JNU	QUEEN ELIZABETH 14:00 - 22:00	FKL						
JNU	MAASDAM 14:00 - 23:00	ACT				JNU	NORWEGIAN BLISS 14:30 - 23:00	AJD												
Sunday, May 26			Monday, May 27			Tuesday, May 28			Wednesday, May 29			Thursday, May 30			Friday, May 31			Saturday, June 1		
JNU	NG VENTURE 06:00 - 23:00	CT	JNU	RUBY PRINCESS 11:00 - 22:15	FKL	JNU	NORWEGIAN JOY 07:00 - 13:30	AJD	JNU	GOLDEN PRINCESS 06:30 - 17:00	FKL	JNU	NG SEA BIRD 06:00 - 23:00	ICT	JNU	DISNEY WONDER 06:45 - 16:45	AJD	JNU	NG QUEST 06:00 - 23:00	CT
JNU	CORAL PRINCESS 06:30 - 17:00	FKL	JNU	NIEUW AMSTERDAM 13:00 - 22:00	CT	JNU	MILLENNIUM 07:00 - 21:30	AS	JNU	NOORDAM 10:00 - 22:00	CT	JNU	NORWEGIAN JEWEL 07:00 - 13:15	AJD	JNU	AZAMARA QUEST 07:30 - 18:00	FKL	JNU	CARNIVAL LEGEND 07:00 - 15:00	AS
JNU	RADIANCE OF THE SEA 09:00 - 21:00	AJD	JNU	EURODAM 13:00 - 23:00	AS	JNU	LEGEND OF THE SEAS 07:00 - 22:00	ACT	JNU	SVENDS SEAS MARINER 10:00 - 23:00	AJD	JNU	ECLIPSE 07:30 - 20:00	AS	JNU	SILVER MUSE 08:00 - 23:00	AS	JNU	CORAL PRINCESS 08:00 - 21:00	FKL
JNU	OVATION OF SEAS 12:00 - 21:00	AS	JNU	SOLSTICE 13:30 - 22:00	AJD	JNU	ROYAL PRINCESS 08:00 - 21:15	FKL	JNU	STAR PRINCESS 12:30 - 22:15	AS	JNU	VIKING ORION 08:00 - 17:30	ACT	JNU	VOLENDAM 13:00 - 22:00	CT			
						JNU	OOSTERDAM 13:00 - 21:00	CT				JNU	WESTERDAM 08:00 - 18:00	CT						
						JNU	NORWEGIAN BLISS 14:30 - 23:00	AJD				JNU	GRAND PRINCESS 08:00 - 21:00	FKL						

Cruise Line Agencies of Alaska, Cruise Ship Calendar for 2019

Sunday, June 2			Monday, June 3			Tuesday, June 4			Wednesday, June 5			Thursday, June 6			Friday, June 7			Saturday, June 8		
JNU	ISLAND PRINCESS 06:30 - 17:00	FKL	JNU	RUBY PRINCESS 11:00 - 22:15	FKL	JNU	NORWEGIAN JOY 07:00 - 13:30	AJD	JNU	ROYAL PRINCESS 06:30 - 17:00	FKL	JNU	ECLIPSE 07:30 - 20:00	AS	JNU	DISNEY WONDER 06:45 - 16:45	AJD	JNU	NG SEA LION 06:00 - 23:00	ICT
JNU	MILLENNIUM 09:00 - 21:00	AJD	JNU	NIEUW AMSTERDAM 13:00 - 22:00	CT	JNU	RADIANCE OF THE SEA 07:00 - 21:30	AS	JNU	WESTERDAM 10:00 - 22:00	CT	JNU	NOORDAM 08:00 - 18:00	CT	JNU	AMSTERDAM 08:00 - 22:00	AS	JNU	CARNIVAL LEGEND 07:00 - 15:00	AS
JNU	OVATION OF SEAS 12:00 - 21:00	AS	JNU	EURODAM 13:00 - 23:00	AS	JNU	GOLDEN PRINCESS 08:00 - 21:15	FKL	JNU	STAR PRINCESS 12:30 - 22:15	AS	JNU	NORWEGIAN JEWEL 11:00 - 21:00	AJD	JNU	AZAMARA QUEST 10:00 - 23:00	FKL	JNU	ISLAND PRINCESS 08:00 - 21:00	FKL
JNU	QUEEN ELIZABETH 14:00 - 22:00	CT	JNU	SOLSTICE 13:30 - 22:00	AJD	JNU	OOSTERDAM 13:00 - 21:00	CT							JNU	VOLENDAM 13:00 - 22:00	CT	JNU	SEVEN SEAS MARINER 09:00 - 23:00	CT
						JNU	NORWEGIAN BLISS 14:30 - 23:00	AJD										JNU	STAR LEGEND 11:00 - 23:00	AJD
Sunday, June 9			Monday, June 10			Tuesday, June 11			Wednesday, June 12			Thursday, June 13			Friday, June 14			Saturday, June 15		
JNU	NG VENTURE 06:00 - 23:00	IVF	JNU	RUBY PRINCESS 11:00 - 22:15	FKL	JNU	NORWEGIAN JOY 07:00 - 13:30	AJD	JNU	SILVER MUSE - 18:00	AJD	JNU	NORWEGIAN JEWEL 07:00 - 13:15	AJD	JNU	DISNEY WONDER 06:45 - 16:45	AJD	JNU	NG QUEST 06:00 - 23:00	IVF
JNU	NG SEA BIRD 06:00 - 23:00	ICT	JNU	NIEUW AMSTERDAM 13:00 - 22:00	CT	JNU	MILLENNIUM 07:00 - 21:30	AS	JNU	GOLDEN PRINCESS 06:30 - 17:00	FKL	JNU	ECLIPSE 07:30 - 20:00	AS	JNU	VOLENDAM 13:00 - 22:00	CT	JNU	CARNIVAL LEGEND 07:00 - 15:00	AS
JNU	CORAL PRINCESS 06:30 - 17:00	FKL	JNU	EURODAM 13:00 - 23:00	AS	JNU	VIKING ORION 08:00 - 17:00	ACT	JNU	NOORDAM 10:00 - 22:00	CT	JNU	WESTERDAM 08:00 - 18:00	CT				JNU	SEABOURN SOJOURN 08:00 - 20:00	AJD
JNU	GRAND PRINCESS 08:00 - 21:00	CT	JNU	SOLSTICE 13:30 - 22:00	AJD	JNU	ROYAL PRINCESS 08:00 - 21:15	FKL	JNU	STAR PRINCESS 12:30 - 22:15	AS	JNU	QUEEN ELIZABETH 14:00 - 22:00	FKL				JNU	CORAL PRINCESS 08:00 - 21:00	FKL
JNU	RADIANCE OF THE SEA 09:00 - 21:00	AJD	JNU	MAASDAM 14:00 - 23:00	ACT	JNU	OOSTERDAM 13:00 - 21:00	CT										JNU	SEVEN SEAS MARINER 10:00 - 23:00	CT
JNU	OVATION OF SEAS 12:00 - 21:00	AS				JNU	NORWEGIAN BLISS 14:30 - 23:00	AJD										JNU	REGATTA 11:00 - 19:00	ACT
						JNU	SILVER MUSE 23:00	AJD												
Sunday, June 16			Monday, June 17			Tuesday, June 18			Wednesday, June 19			Thursday, June 20			Friday, June 21			Saturday, June 22		
JNU	ISLAND PRINCESS 06:30 - 17:00	FKL	JNU	RUBY PRINCESS 11:00 - 22:15	FKL	JNU	NORWEGIAN JOY 07:00 - 13:30	AJD	JNU	ROYAL PRINCESS 06:30 - 17:00	FKL	JNU	STAR LEGEND 07:00 - 16:00	FKL	JNU	DISNEY WONDER 06:45 - 16:45	AJD	JNU	NG SEA LION 06:00 - 23:00	ICT
JNU	MILLENNIUM 09:00 - 21:00	AJD	JNU	NIEUW AMSTERDAM 13:00 - 22:00	CT	JNU	RADIANCE OF THE SEA 07:00 - 21:30	AS	JNU	GRAND PRINCESS 07:30 - 21:00	AJD	JNU	ECLIPSE 07:30 - 20:00	AS	JNU	AMSTERDAM 08:00 - 22:00	FKL	JNU	CARNIVAL LEGEND 07:00 - 15:00	AS
JNU	OVATION OF SEAS 12:00 - 21:00	AS	JNU	EURODAM 13:00 - 23:00	AS	JNU	GOLDEN PRINCESS 08:00 - 21:15	FKL	JNU	VIKING ORION 07:30 - 17:30	ACT	JNU	NOORDAM 08:00 - 18:00	CT	JNU	SEABOURN SOJOURN 11:00 - 22:00	CT	JNU	SILVER MUSE 07:00 - 17:00	AJD
			JNU	SOLSTICE 13:30 - 22:00	AJD	JNU	OOSTERDAM 13:00 - 21:00	CT	JNU	WESTERDAM 10:00 - 22:00	CT	JNU	NORWEGIAN JEWEL 11:00 - 21:00	AJD	JNU	YOLENDAM 13:00 - 22:00	AS	JNU	ISLAND PRINCESS 08:00 - 21:00	FKL
			JNU	AZAMARA QUEST 13:30 - 23:00	ACT	JNU	NORWEGIAN BLISS 14:30 - 23:00	AJD	JNU	STAR PRINCESS 12:30 - 22:15	AS								JNU	SEVEN SEAS MARINER 09:00 - 23:00	CT
																		JNU	REGATTA 13:00 - 23:00	ACT
Sunday, June 23			Monday, June 24			Tuesday, June 25			Wednesday, June 26			Thursday, June 27			Friday, June 28			Saturday, June 29		
JNU	NG VENTURE 06:00 - 23:00	IVF	JNU	RUBY PRINCESS 11:00 - 22:15	FKL	JNU	NORWEGIAN JOY 07:00 - 13:30	AJD	JNU	GOLDEN PRINCESS 06:30 - 17:00	FKL	JNU	NORWEGIAN JEWEL 07:00 - 13:15	AJD	JNU	DISNEY WONDER 06:45 - 16:45	AJD	JNU	NG QUEST 06:00 - 23:00	IVF
JNU	GRAND PRINCESS 06:30 - 17:00	FKL	JNU	NIEUW AMSTERDAM 13:00 - 22:00	CT	JNU	MILLENNIUM 07:00 - 21:30	AS	JNU	AZAMARA QUEST 06:00 - 23:00	AJD	JNU	ECLIPSE 07:30 - 20:00	AS	JNU	ASUKA II 08:00 - 17:00	AS	JNU	CARNIVAL LEGEND 07:00 - 15:00	AS
JNU	RADIANCE OF THE SEA 09:00 - 21:00	AJD	JNU	EURODAM 13:00 - 23:00	AS	JNU	ROYAL PRINCESS 08:00 - 21:15	FKL	JNU	NOORDAM 10:00 - 22:00	CT	JNU	WESTERDAM 08:00 - 18:00	CT	JNU	VOLENDAM 13:00 - 22:00	CT	JNU	CORAL PRINCESS 08:00 - 21:00	FKL
JNU	OVATION OF SEAS 12:00 - 21:00	AS	JNU	SOLSTICE 13:30 - 22:00	AJD	JNU	OOSTERDAM 13:00 - 21:00	CT	JNU	STAR PRINCESS 12:30 - 22:15	AS	JNU	CRYSTAL SYMPHONY 12:00 - 23:00	FKL	JNU	GRAND PRINCESS 13:30 - 22:15	FKL	JNU	SEVEN SEAS MARINER 10:00 - 23:00	CT
JNU	QUEEN ELIZABETH 14:00 - 22:00	CT				JNU	NORWEGIAN BLISS 14:30 - 23:00	AJD												
Sunday, June 30			Monday, July 1			Tuesday, July 2			Wednesday, July 3			Thursday, July 4			Friday, July 5			Saturday, July 6		
JNU	ISLAND PRINCESS 06:30 - 17:00	FKL	JNU	VIKING ORION 08:00 - 17:00	ACT	JNU	NORWEGIAN JOY 07:00 - 13:30	AJD	JNU	ROYAL PRINCESS 06:30 - 17:00	FKL	JNU	ECLIPSE 07:30 - 20:00	AS	JNU	DISNEY WONDER 06:00 - 13:15	AJD	JNU	LE SOLEAL 06:00 - 21:00	AJD
JNU	MILLENNIUM 09:00 - 21:00	AJD	JNU	RUBY PRINCESS 11:00 - 22:15	FKL	JNU	RADIANCE OF THE SEA 07:00 - 21:30	AS	JNU	STAR LEGEND 07:00 - 15:00	ACT	JNU	NOORDAM 08:00 - 18:00	CT	JNU	REGATTA 07:00 - 16:00	FKL	JNU	NG SEA LION 06:00 - 23:00	ICT
JNU	SILVER MUSE 09:00 - 23:00	CT	JNU	NIEUW AMSTERDAM 13:00 - 22:00	CT	JNU	GOLDEN PRINCESS 08:00 - 21:15	FKL	JNU	WESTERDAM 10:00 - 22:00	CT	JNU	NORWEGIAN JEWEL 11:00 - 21:00	AJD	JNU	SEVEN SEAS MARINER 10:00 - 23:00	AS	JNU	CARNIVAL LEGEND 07:00 - 15:00	AS
JNU	OVATION OF SEAS 12:00 - 21:00	AS	JNU	EURODAM 13:00 - 23:00	AS	JNU	OOSTERDAM 13:00 - 21:00	CT	JNU	STAR PRINCESS 12:30 - 22:30	AS	JNU	AMSTERDAM 14:00 - 23:00	FKL	JNU	VOLENDAM 13:00 - 22:00	CT	JNU	CRYSTAL SYMPHONY 08:00 - 18:00	ACT
JNU	MAASDAM 14:00 - 23:00	ACT	JNU	SOLSTICE 13:30 - 22:00	AJD	JNU	NORWEGIAN BLISS 14:30 - 23:00	AJD	JNU	SUN PRINCESS 13:00 - 22:00	AJD							JNU	ISLAND PRINCESS 08:00 - 21:00	FKL
																		JNU	SILVER MUSE 08:30 - 22:30	CT

10:29 Friday, January 04, 2019

Sunday, July 7		Monday, July 8		Tuesday, July 9		Wednesday, July 10		Thursday, July 11		Friday, July 12		Saturday, July 13	
JNU NG VENTURE 06:00 - 23:00	IVF	JNU SEABOURN SOJOURN 07:00 - 23:00	ACT	JNU NG SEA BIRD 06:00 - 23:00	ICT	JNU GOLDEN PRINCESS 06:30 - 17:00	FKL	JNU NORWEGIAN JEWEL 07:00 - 13:15	AJD	JNU DISNEY WONDER 06:00 - 17:00	AJD	JNU NG QUEST 06:00 - 23:00	CT
JNU CORAL PRINCESS 06:30 - 17:00	FKL	JNU RUBY PRINCESS 11:00 - 22:15	FKL	JNU NORWEGIAN JOY 07:00 - 13:30	AJD	JNU HANSEATIC 08:00 - 17:30	ACT	JNU ECLIPSE 07:30 - 20:00	AS	JNU REGA TTA 11:00 - 19:00	AS	JNU CARNIVAL LEGEND 07:00 - 15:00	AS
JNU RADIANCE OF THE SEA 09:00 - 21:00	AJD	JNU NIEUW AMSTERDAM 13:00 - 22:00	CT	JNU MILLENNIUM 07:00 - 21:30	AS	JNU GRAND PRINCESS 09:00 - 22:30	AJD	JNU WESTERDAM 08:00 - 18:00	CT	JNU VOLENDAM 13:00 - 22:00	CT	JNU CORAL PRINCESS 08:00 - 21:00	FKL
JNU OVATION OF SEAS 12:00 - 21:00	AS	JNU EURODAM 13:00 - 23:00	AS	JNU ROYAL PRINCESS 08:00 - 21:15	FKL	JNU NOORDAM 10:00 - 22:00	CT	JNU AMSTERDAM 14:00 - 23:00	FKL				
JNU AZAMARA QUEST 13:30 - 23:00	CT	JNU SOLSTICE 13:30 - 22:00	AJD	JNU STAR LEGEND 12:00 - 20:00	ACT	JNU STAR PRINCESS 12:30 - 22:15	AS						
				JNU OOSTERDAM 13:00 - 21:00	CT								
				JNU NORWEGIAN BLISS 14:30 - 23:00	AJD								
Sunday, July 14		Monday, July 15		Tuesday, July 16		Wednesday, July 17		Thursday, July 18		Friday, July 19		Saturday, July 20	
JNU ISLAND PRINCESS 06:30 - 17:00	FKL	JNU RUBY PRINCESS 11:00 - 22:15	FKL	JNU NORWEGIAN JOY 07:00 - 13:30	AJD	JNU ROYAL PRINCESS 06:30 - 17:00	FKL	JNU ECLIPSE 07:30 - 20:00	AS	JNU NG SEA BIRD 06:00 - 23:00	ICT	JNU LE SOLEAL 06:00 - 18:00	AJD
JNU MILLENNIUM 09:00 - 21:00	AJD	JNU NIEUW AMSTERDAM 13:00 - 22:00	CT	JNU RADIANCE OF THE SEA 07:00 - 21:30	AS	JNU CRYSTAL SYMPHONY 07:00 - 18:00	AJD	JNU NOORDAM 08:00 - 18:00	CT	JNU AMSTERDAM 08:00 - 22:00	AS	JNU NG SEA LION 06:00 - 23:00	ICT
JNU OVATION OF SEAS 12:00 - 21:00	AS	JNU EURODAM 13:00 - 23:00	AS	JNU GOLDEN PRINCESS 08:00 - 21:15	FKL	JNU AZAMARA QUEST 06:00 - 23:00	ACT	JNU NORWEGIAN JEWEL 11:00 - 21:00	AJD	JNU REGA TTA 11:00 - 19:00	AJD	JNU CARNIVAL LEGEND 07:00 - 15:00	AS
JNU SILVER MUSE 12:00 - 23:00	CT	JNU SOLSTICE 13:30 - 22:00	AJD	JNU OOSTERDAM 13:00 - 21:00	CT	JNU WESTERDAM 10:00 - 22:00	CT	JNU GRAND PRINCESS 13:30 - 22:00	FKL	JNU VOLENDAM 13:00 - 22:00	CT	JNU SEVEN SEAS MARINER 08:00 - 17:00	CT
				JNU NORWEGIAN BLISS 14:30 - 23:00	AJD	JNU STAR PRINCESS 12:30 - 22:15	AS					JNU ISLAND PRINCESS 08:00 - 21:00	FKL
												JNU SILVER MUSE 08:30 - 22:30	ACT
Sunday, July 21		Monday, July 22		Tuesday, July 23		Wednesday, July 24		Thursday, July 25		Friday, July 26		Saturday, July 27	
JNU NG VENTURE 06:00 - 23:00	IVF	JNU SEABOURN SOJOURN 08:00 - 20:00	ACT	JNU NORWEGIAN JOY 07:00 - 13:30	AJD	JNU GOLDEN PRINCESS 06:30 - 17:00	FKL	JNU NORWEGIAN JEWEL 07:00 - 13:15	AJD	JNU DISNEY WONDER 06:45 - 16:45	AJD	JNU NG QUEST 06:00 - 23:00	AS
JNU CORAL PRINCESS 06:30 - 17:00	FKL	JNU RUBY PRINCESS 11:00 - 22:15	FKL	JNU MILLENNIUM 07:00 - 21:30	AS	JNU AZAMARA QUEST 09:00 - 22:30	AJD	JNU ECLIPSE 07:30 - 20:00	AS	JNU STAR LEGEND 07:00 - 15:00	FKL	JNU CORAL PRINCESS 08:00 - 21:00	FKL
JNU VIKING ORION 08:00 - 17:00	CT	JNU NIEUW AMSTERDAM 13:00 - 22:00	CT	JNU ROYAL PRINCESS 08:00 - 21:15	FKL	JNU NOORDAM 10:00 - 22:00	CT	JNU WESTERDAM 08:00 - 18:00	CT	JNU CRYSTAL SYMPHONY 07:00 - 19:00	AS	JNU SEVEN SEAS MARINER 10:00 - 23:00	CT
JNU RADIANCE OF THE SEA 08:00 - 21:00	AJD	JNU EURODAM 13:00 - 23:00	AS	JNU OOSTERDAM 13:00 - 21:00	CT	JNU STAR PRINCESS 12:30 - 22:15	AS	JNU CARNIVAL LEGEND 14:00 - 22:00	FKL	JNU VOLENDAM 13:00 - 22:00	CT		
JNU OVATION OF SEAS 12:00 - 21:00	AS	JNU SOLSTICE 13:30 - 22:00	AJD	JNU NORWEGIAN BLISS 14:30 - 23:00	AJD								
Sunday, July 28		Monday, July 29		Tuesday, July 30		Wednesday, July 31		Thursday, August 1		Friday, August 2		Saturday, August 3	
JNU ISLAND PRINCESS 06:30 - 17:00	FKL	JNU RUBY PRINCESS 11:00 - 22:15	FKL	JNU NORWEGIAN JOY 07:00 - 13:30	AJD	JNU ROYAL PRINCESS 06:30 - 17:00	FKL	JNU ECLIPSE 07:30 - 20:00	AS	JNU DISNEY WONDER 06:45 - 16:45	AJD	JNU NG SEA LION 06:00 - 23:00	ICT
JNU MILLENNIUM 09:00 - 21:00	AJD	JNU REGA TTA 13:00 - 21:00	ACT	JNU RADIANCE OF THE SEA 07:00 - 21:30	AS	JNU HOLLAND SOJOURN 07:00 - 17:00	AJD	JNU NOORDAM 08:00 - 18:00	CT	JNU AMSTERDAM 08:00 - 22:00	AS	JNU CARNIVAL LEGEND 07:00 - 15:00	AS
JNU SILVER MUSE 09:00 - 23:00	CT	JNU NIEUW AMSTERDAM 13:00 - 22:00	CT	JNU VIKING ORION 08:00 - 17:30	ACT	JNU WESTERDAM 10:00 - 22:00	CT	JNU NORWEGIAN JEWEL 11:00 - 21:00	AJD	JNU STAR LEGEND 12:00 - 20:00	ACT	JNU LE SOLEAL 07:00 - 18:00	AJD
JNU OVATION OF SEAS 12:00 - 21:00	AS	JNU EURODAM 13:00 - 23:00	AS	JNU GOLDEN PRINCESS 08:00 - 21:15	FKL	JNU STAR PRINCESS 12:30 - 22:15	AS	JNU CRYSTAL SYMPHONY 12:00 - 21:00	FKL	JNU VOLENDAM 13:00 - 22:00	CT	JNU ISLAND PRINCESS 08:00 - 21:00	FKL
JNU GRAND PRINCESS 13:30 - 22:00	ACT	JNU SOLSTICE 13:30 - 22:00	AJD	JNU OOSTERDAM 13:00 - 21:00	CT					JNU AZAMARA QUEST 13:30 - 23:00	FKL	JNU SILVER MUSE 08:30 - 22:30	ACT
				JNU NORWEGIAN BLISS 14:30 - 23:00	AJD							JNU SEVEN SEAS MARINER 09:00 - 23:00	CT
Sunday, August 4		Monday, August 5		Tuesday, August 6		Wednesday, August 7		Thursday, August 8		Friday, August 9		Saturday, August 10	
JNU NG VENTURE 06:00 - 23:00	CT	JNU RUBY PRINCESS 11:00 - 22:15	FKL	JNU NORWEGIAN JOY 07:00 - 13:30	AJD	JNU GOLDEN PRINCESS 06:30 - 17:00	FKL	JNU NORWEGIAN JEWEL 07:00 - 13:15	AJD	JNU DISNEY WONDER 06:45 - 16:45	AJD	JNU NG QUEST 06:00 - 23:00	IVF
JNU CORAL PRINCESS 06:30 - 17:00	FKL	JNU NIEUW AMSTERDAM 13:00 - 22:00	CT	JNU MILLENNIUM 07:00 - 21:30	AS	JNU NOORDAM 10:00 - 22:00	CT	JNU ECLIPSE 07:30 - 20:00	AS	JNU VOLENDAM 13:00 - 22:00	CT	JNU CARNIVAL LEGEND 07:00 - 15:00	AS
JNU RADIANCE OF THE SEA 09:00 - 21:00	AJD	JNU EURODAM 13:00 - 23:00	AS	JNU ROYAL PRINCESS 08:00 - 21:15	FKL	JNU STAR PRINCESS 12:30 - 22:15	AS	JNU WESTERDAM 08:00 - 18:00	CT			JNU VISTAMAR ORION 08:00 - 17:00	AJD
JNU OVATION OF SEAS 12:00 - 21:00	AS	JNU SOLSTICE 13:30 - 22:00	AJD	JNU OOSTERDAM 13:00 - 21:00	CT			JNU GRAND PRINCESS 08:00 - 21:00	FKL			JNU CORAL PRINCESS 08:00 - 21:00	FKL
				JNU NORWEGIAN BLISS 14:30 - 23:00	AJD							JNU SEVEN SEAS MARINER 10:00 - 23:00	CT

10:29 Friday, January 04, 2019 **Cruise Line Agencies of Alaska, Cruise Ship Calendar for 2019** Page 4 of 6

Sunday, August 11			Monday, August 12			Tuesday, August 13			Wednesday, August 14			Thursday, August 15			Friday, August 16			Saturday, August 17		
JNU	ISLAND PRINCESS 06:30 - 17:00	FKL	JNU	RUBY PRINCESS 11:00 - 22:15	FKL	JNU	NORWEGIAN JOY 07:00 - 13:30	AJD	JNU	ROYAL PRINCESS 06:30 - 17:00	FKL	JNU	ECLIPSE 07:30 - 20:00	AS	JNU	DISNEY WONDER 06:45 - 16:45	AJD	JNU	NG SEA LION 06:00 - 23:00	ICT
JNU	MILLENNIUM 09:00 - 21:00	AJD	JNU	NIEUW AMSTERDAM 13:00 - 22:00	CT	JNU	RADIANCE OF THE SEA 07:00 - 21:30	AS	JNU	CRYSTAL SYMPHONY 08:00 - 18:00	AJD	JNU	NOORDAM 08:00 - 18:00	CT	JNU	AMSTERDAM 08:00 - 22:00	AS	JNU	STAR LEGEND 07:00 - 15:00	ACT
JNU	OVATION OF SEAS 12:00 - 21:00	AS	JNU	EURODAM 13:00 - 23:00	AS	JNU	SEABOURN SOJOURN 07:00 - 23:00	ACT	JNU	WESTERDAM 10:00 - 22:00	CT	JNU	NORWEGIAN JEWEL 11:00 - 21:00	AJD	JNU	VOLENDAM 13:00 - 22:00	CT	JNU	CARNIVAL LEGEND 07:00 - 15:00	AS
JNU	SILVER MUSE 12:00 - 23:00	CT	JNU	SOLSTICE 13:30 - 22:00	AJD	JNU	GOLDEN PRINCESS 08:00 - 21:15	FKL	JNU	STAR PRINCESS 12:30 - 22:15	AS							JNU	ISLAND PRINCESS 08:00 - 21:00	FKL
						JNU	OOSTERDAM 13:00 - 21:00	CT										JNU	SILVER MUSE 08:30 - 22:30	AJD
						JNU	NORWEGIAN BLISS 14:30 - 23:00	AJD										JNU	SEVEN SEAS MARINER 09:00 - 23:00	CT
Sunday, August 18			Monday, August 19			Tuesday, August 20			Wednesday, August 21			Thursday, August 22			Friday, August 23			Saturday, August 24		
JNU	NG VENTURE 06:00 - 23:00	IVF	JNU	RUBY PRINCESS 11:00 - 22:15	FKL	JNU	NORWEGIAN JOY 07:00 - 13:30	AJD	JNU	GOLDEN PRINCESS 06:30 - 17:00	FKL	JNU	NORWEGIAN JEWEL 07:00 - 13:15	AJD	JNU	DISNEY WONDER 06:45 - 16:45	AJD	JNU	NG QUEST 06:00 - 23:00	IVF
JNU	NG SEA BIRD 06:00 - 23:00	ICT	JNU	NIEUW AMSTERDAM 13:00 - 22:00	CT	JNU	MILLENNIUM 07:00 - 21:30	AS	JNU	NOORDAM 10:00 - 22:00	CT	JNU	ECLIPSE 07:30 - 20:00	AS	JNU	REGATTA 11:00 - 18:00	AS	JNU	CARNIVAL LEGEND 07:00 - 15:00	AS
JNU	CORAL PRINCESS 06:30 - 17:00	FKL	JNU	EURODAM 13:00 - 23:00	AS	JNU	ROYAL PRINCESS 08:00 - 21:15	FKL	JNU	STAR PRINCESS 12:30 - 22:15	AS	JNU	WESTERDAM 08:00 - 18:00	CT	JNU	CRYSTAL SYMPHONY 12:00 - 22:00	FKL	JNU	CORAL PRINCESS 07:00 - 21:00	FKL
JNU	GRAND PRINCESS 08:00 - 21:30	CT	JNU	SOLSTICE 13:30 - 22:00	AJD	JNU	OOSTERDAM 13:00 - 21:00	CT							JNU	VOLENDAM 13:00 - 22:00	CT	JNU	SEVEN SEAS MARINER 10:00 - 23:00	CT
JNU	RADIANCE OF THE SEA 09:00 - 21:00	AJD				JNU	NORWEGIAN BLISS 14:30 - 23:00	AJD										JNU	STAR LEGEND 12:00 - 20:00	AJD
JNU	OVATION OF SEAS 12:00 - 21:00	AS																		
Sunday, August 25			Monday, August 26			Tuesday, August 27			Wednesday, August 28			Thursday, August 29			Friday, August 30			Saturday, August 31		
JNU	CORAL PRINCESS 06:30 - 17:00	FKL	JNU	RUBY PRINCESS 11:00 - 22:15	FKL	JNU	NORWEGIAN JOY 07:00 - 13:30	AJD	JNU	SEA PRINCESS 06:00 - 23:00	ICT	JNU	ECLIPSE 07:30 - 20:00	AS	JNU	DISNEY WONDER 06:00 - 13:15	AJD	JNU	CARNIVAL LEGEND 07:00 - 15:00	AS
JNU	MILLENNIUM 09:00 - 21:00	AJD	JNU	NIEUW AMSTERDAM 13:00 - 22:00	CT	JNU	RADIANCE OF THE SEA 07:00 - 21:30	AS	JNU	ROYAL PRINCESS 06:30 - 17:00	FKL	JNU	NOORDAM 08:00 - 18:00	CT	JNU	AMSTERDAM 08:00 - 22:00	AS	JNU	ISLAND PRINCESS 08:00 - 21:00	FKL
JNU	OVATION OF SEAS 12:00 - 21:00	AS	JNU	EURODAM 13:00 - 23:00	AS	JNU	GOLDEN PRINCESS 08:00 - 21:15	FKL	JNU	SEABOURN SOJOURN 08:00 - 20:00	ACT	JNU	CRYSTAL SYMPHONY 09:00 - 18:00	FKL	JNU	REGATTA 12:00 - 23:00	FKL	JNU	SILVER MUSE 08:30 - 22:30	AJD
JNU	SILVER MUSE 12:00 - 23:00	CT	JNU	SOLSTICE 13:30 - 22:00	AJD	JNU	OOSTERDAM 13:00 - 21:00	CT	JNU	GRAND PRINCESS 08:00 - 21:00	AJD	JNU	NORWEGIAN JEWEL 11:00 - 21:00	AJD	JNU	VOLENDAM 13:00 - 22:00	CT	JNU	SEVEN SEAS MARINER 09:00 - 23:00	CT
						JNU	NORWEGIAN BLISS 14:30 - 23:00	AJD	JNU	WESTERDAM 10:00 - 22:00	AS									
									JNU	STAR PRINCESS 12:30 - 22:15	CT									
Sunday, September 1			Monday, September 2			Tuesday, September 3			Wednesday, September 4			Thursday, September 5			Friday, September 6			Saturday, September 7		
JNU	NG VENTURE 06:00 - 23:00	CT	JNU	RUBY PRINCESS 11:00 - 22:15	FKL	JNU	NORWEGIAN JOY 07:00 - 13:30	AJD	JNU	GOLDEN PRINCESS 06:30 - 17:00	FKL	JNU	NORWEGIAN JEWEL 07:00 - 13:15	AJD	JNU	DISNEY WONDER 06:45 - 16:45	AJD	JNU	CORAL PRINCESS 08:00 - 21:00	FKL
JNU	CORAL PRINCESS 06:30 - 17:00	FKL	JNU	NIEUW AMSTERDAM 13:00 - 22:00	CT	JNU	MILLENNIUM 07:00 - 16:00	AS	JNU	SEABOURN SOJOURN 08:00 - 22:00	AJD	JNU	ECLIPSE 07:30 - 20:00	AS	JNU	SILVER LEGEND 07:00 - 22:00	AS	JNU	SEVEN SEAS MARINER 10:00 - 23:00	CT
JNU	RADIANCE OF THE SEA 09:00 - 21:00	AJD	JNU	EURODAM 13:00 - 23:00	AS	JNU	ROYAL PRINCESS 08:00 - 21:15	FKL	JNU	NOORDAM 10:00 - 22:00	CT	JNU	WESTERDAM 08:00 - 18:00	CT	JNU	VOLENDAM 13:00 - 22:00	CT			
JNU	OVATION OF SEAS 12:00 - 21:00	AS	JNU	SOLSTICE 13:30 - 22:00	AJD	JNU	OOSTERDAM 13:00 - 21:00	CT	JNU	STAR PRINCESS 12:30 - 22:15	AS	JNU	CRYSTAL SYMPHONY 13:00 - 22:00	FKL	JNU	GRAND PRINCESS 13:30 - 22:30	FKL			
						JNU	NORWEGIAN BLISS 14:30 - 23:00	AJD												
Sunday, September 8			Monday, September 9			Tuesday, September 10			Wednesday, September 11			Thursday, September 12			Friday, September 13			Saturday, September 14		
JNU	ISLAND PRINCESS 06:30 - 17:00	FKL	JNU	RUBY PRINCESS 11:00 - 22:15	FKL	JNU	NORWEGIAN JOY 07:00 - 13:30	AJD	JNU	ROYAL PRINCESS 06:30 - 17:00	FKL	JNU	ECLIPSE 07:30 - 20:00	AS	JNU	DISNEY WONDER 06:00 - 13:15	AJD	JNU	CARNIVAL LEGEND 07:00 - 16:00	FKL
JNU	OVATION OF SEAS 12:00 - 21:00	AS	JNU	NIEUW AMSTERDAM 13:00 - 22:00	CT	JNU	GOLDEN PRINCESS 08:00 - 21:15	FKL	JNU	WESTERDAM 10:00 - 22:00	CT	JNU	NOORDAM 08:00 - 18:00	CT	JNU	AMSTERDAM 08:00 - 22:00	AS	JNU	SEVEN SEAS MARINER 13:00 - 23:00	CT
JNU	SILVER MUSE 12:00 - 23:00	CT	JNU	EURODAM 13:00 - 23:00	AS	JNU	STAR PRINCESS 13:30 - 21:00	CT	JNU	STAR PRINCESS 12:30 - 22:15	AS	JNU	NORWEGIAN JEWEL 11:00 - 21:00	AJD	JNU	ISLAND PRINCESS 13:00 - 18:00	FKL			
			JNU	SOLSTICE 13:30 - 22:00	AJD	JNU	NORWEGIAN BLISS 14:30 - 23:00	AJD				JNU	CRYSTAL SYMPHONY 13:00 - 22:00	FKL	JNU	VOLENDAM 13:00 - 22:00	CT			

10:29 Friday, January 04, 2019

Cruise Line Agencies of Alaska, Cruise Ship Calendar for 2019

Page 5 of 6

Sunday, September 15			Monday, September 16			Tuesday, September 17			Wednesday, September 18			Thursday, September 19			Friday, September 20			Saturday, September 21	
JNU	CORAL PRINCESS 06:30 - 17:00	FKL	JNU	RUBY PRINCESS 11:00 - 22:15	FKL	JNU	NORWEGIAN JOY 07:00 - 13:30	AJD	JNU	GOLDEN PRINCESS 06:30 - 17:00	FKL	JNU	NORWEGIAN JEWEL 07:00 - 13:15	AJD	JNU	CRYSTAL SYMPHONY 10:00 - 23:00	AS	JNU	SEVEN SEAS MARINER 11:00 - 20:00	CT
JNU	OVATION OF SEAS 12:00 - 21:00	AS	JNU	NIEUW AMSTERDAM 13:00 - 22:00	CT	JNU	OOSTERDAM 13:00 - 21:00	CT	JNU	STAR LEGEND 07:00 - 22:00	AJD	JNU	SEABOURN SOJOURN 07:00 - 23:00	CT	JNU	CORAL PRINCESS 12:00 - 21:15	FKL			
			JNU	EURODAM 13:00 - 23:00	AS	JNU	NOORDAM 13:00 - 22:00	AS	JNU	GRAND PRINCESS 08:00 - 22:15	CT	JNU	ECLIPSE 07:30 - 20:00	AS	JNU	VOLENDAM 13:00 - 22:00	CT			
						JNU	NORWEGIAN BLISS 14:30 - 23:00	AJD	JNU	STAR PRINCESS 12:30 - 22:30	AS	JNU	WESTERDAM 08:00 - 18:00	FKL					

Sunday, September 22			Monday, September 23			Tuesday, September 24			Wednesday, September 25			Thursday, September 26	Friday, September 27	Saturday, September 28
JNU	ROYAL PRINCESS 09:00 - 22:00	FKL	JNU	CARNIVAL LEGEND 07:00 - 16:00	FKL	JNU	OOSTERDAM 13:00 - 21:00	FKL	JNU	NORWEGIAN JEWEL 14:00 - 22:00	CT			
			JNU	NIEUW AMSTERDAM 13:00 - 22:00	CT	JNU	WESTERDAM 13:00 - 22:00	AS						
			JNU	EURODAM 13:00 - 23:00	AS	JNU	NOORDAM 13:00 - 22:00	CT						
			JNU	NORWEGIAN JOY 15:00 - 23:00	AJD	JNU	NORWEGIAN BLISS 14:30 - 23:00	AJD						

Sunday, September 29			Monday, September 30			Tuesday, October 1			Wednesday, October 2			Thursday, October 3	Friday, October 4	Saturday, October 5
			JNU	NORWEGIAN JOY 15:00 - 23:00	AS	JNU	SEABOURN SOJOURN 07:00 - 23:00	CT	JNU	NORWEGIAN JEWEL 14:00 - 22:00	CT			
						JNU	WESTERDAM 13:00 - 23:00	AS						

Sunday, April 28	Monday, April 29 SKG RUBY PRINCESS 07:00 - 20:30 RRF	Tuesday, April 30 SKG NORWEGIAN JOY 07:00 - 20:15 RRA	Wednesday, May 1	Thursday, May 2 SKG CARNIVAL LEGEND 07:00 - 20:00 RRF	Friday, May 3 SKG STAR PRINCESS 07:00 - 20:30 RRF	Saturday, May 4 SKG ISLAND PRINCESS 07:00 - 20:30 RRF
Sunday, May 5	Monday, May 6	Tuesday, May 7 SKG NORWEGIAN JOY 07:00 - 20:15 RRA SKG NIEUW AMSTERDAM 07:00 - 21:00 RRF	Wednesday, May 8 SKG NORWEGIAN BLISS 07:00 - 20:15 RRA	Thursday, May 9 SKG CARNIVAL LEGEND 07:00 - 20:00 RRF	Friday, May 10 SKG GRAND PRINCESS 06:00 - 20:45 RRF SKG GOLDEN PRINCESS 07:00 - 20:30 RRA	Saturday, May 11 SKG CORAL PRINCESS 07:00 - 20:30 RRA SKG VOLENDAM 07:00 - 21:00 RRF
Sunday, May 12 SKG ISLAND PRINCESS 07:00 - 20:30 RRF	Monday, May 13 SKG SEVEN SEAS MARINER 07:00 - 15:00 BRD SKG ECLIPSE 08:00 - 21:00 RRA	Tuesday, May 14 SKG RUBY PRINCESS 06:30 - 20:15 RRF SKG SOLSTICE 07:00 - 18:00 RRA SKG NIEUW AMSTERDAM 07:00 - 21:00 BRD	Wednesday, May 15 SKG ROYAL PRINCESS 06:00 - 20:30 RRF SKG MILLENNIUM 07:00 - 16:00 ORE SKG NORWEGIAN BLISS 07:00 - 20:15 RRA	Thursday, May 16 SKG WESTERDAM 07:00 - 16:00 BRD SKG STAR PRINCESS 07:00 - 17:00 RRA SKG NOORDAM 07:00 - 21:00 RRF	Friday, May 17 SKG CARNIVAL LEGEND 07:00 - 20:00 RRF	Saturday, May 18 SKG ISLAND PRINCESS 07:00 - 20:30 RRA SKG VOLENDAM 07:00 - 21:00 RRF
Sunday, May 19 SKG CORAL PRINCESS 07:00 - 20:30 RRF	Monday, May 20 SKG MILLENNIUM 07:00 - 20:30 RRF SKG OVATION OF SEAS 07:00 - 20:30 RRA SKG SEVEN SEAS MARINER 09:00 - 18:00 BRD	Tuesday, May 21 SKG ROYAL PRINCESS 05:30 - 20:30 RRF SKG SOLSTICE 07:00 - 18:00 RRA SKG RUBY PRINCESS 07:00 - 20:15 ORE SKG NIEUW AMSTERDAM 07:00 - 21:00 BRD	Wednesday, May 22 SKG GOLDEN PRINCESS 05:30 - 20:30 BRD SKG RADIANCE OF THE SEA 07:00 - 16:30 ORE SKG NORWEGIAN JOY 07:00 - 17:00 RRA SKG NORWEGIAN BLISS 07:00 - 20:15 RRF	Thursday, May 23 SKG STAR PRINCESS 07:00 - 17:00 RRA SKG WESTERDAM 07:00 - 21:00 RRF SKG DISNEY WONDER 07:15 - 19:45 ORE	Friday, May 24 SKG QUEEN ELIZABETH 07:00 - 18:00 RRA SKG CARNIVAL LEGEND 07:00 - 20:00 RRF SKG NORWEGIAN JEWEL 08:00 - 20:00 BRD	Saturday, May 25 SKG CORAL PRINCESS 07:00 - 20:30 RRA SKG VOLENDAM 07:00 - 21:00 RRF
Sunday, May 26 SKG ISLAND PRINCESS 07:00 - 20:30 RRF	Monday, May 27 SKG OVATION OF SEAS 07:00 - 20:30 RRA SKG RADIANCE OF THE SEA 07:00 - 20:30 RRF	Tuesday, May 28 SKG GOLDEN PRINCESS 05:30 - 20:30 RRF SKG SOLSTICE 07:00 - 18:00 RRA SKG RUBY PRINCESS 07:00 - 20:15 ORE SKG NIEUW AMSTERDAM 07:00 - 21:00 BRD	Wednesday, May 29 SKG AZAMARA QUEST 06:00 - 16:30 RRF SKG ROYAL PRINCESS 06:00 - 20:30 RRA SKG MILLENNIUM 07:00 - 16:00 ORE SKG NORWEGIAN BLISS 07:00 - 20:15 BRD	Thursday, May 30 SKG STAR PRINCESS 07:00 - 17:00 RRA SKG NOORDAM 07:00 - 21:00 RRF SKG DISNEY WONDER 07:15 - 19:45 BRD SKG SEVEN SEAS MARINER 08:00 - 18:00 ORE	Friday, May 31 SKG GRAND PRINCESS 06:00 - 20:30 RRA SKG NORWEGIAN JEWEL 07:00 - 17:00 ORE SKG CARNIVAL LEGEND 07:00 - 21:00 RRF SKG VIKING ORION 08:00 - 18:00 BRD	Saturday, June 1 SKG ISLAND PRINCESS 07:00 - 20:30 RRA SKG VOLENDAM 07:00 - 21:00 RRF
Sunday, June 2 SKG CORAL PRINCESS 07:00 - 20:30 RRF	Monday, June 3 SKG QUEEN ELIZABETH 07:00 - 18:00 BRD SKG MILLENNIUM 07:00 - 20:30 RRF SKG OVATION OF SEAS 07:00 - 20:30 RRA	Tuesday, June 4 SKG ROYAL PRINCESS 05:30 - 20:30 RRF SKG SOLSTICE 07:00 - 18:00 RRA SKG RUBY PRINCESS 07:00 - 20:15 ORE SKG NIEUW AMSTERDAM 07:00 - 21:00 BRD	Wednesday, June 5 SKG GOLDEN PRINCESS 05:30 - 20:30 BRD SKG RADIANCE OF THE SEA 07:00 - 16:30 ORE SKG NORWEGIAN JOY 07:00 - 17:00 RRA SKG NORWEGIAN BLISS 07:00 - 20:15 RRF	Thursday, June 6 SKG STAR PRINCESS 07:00 - 17:00 RRA SKG WESTERDAM 07:00 - 21:00 RRF SKG DISNEY WONDER 07:15 - 19:45 ORE	Friday, June 7 SKG CARNIVAL LEGEND 07:00 - 21:00 RRF SKG REGATTA 08:00 - 16:00 RRA SKG NORWEGIAN JEWEL 08:00 - 20:00 BRD	Saturday, June 8 SKG CORAL PRINCESS 07:00 - 20:30 RRA SKG VOLENDAM 07:00 - 21:00 RRF
Sunday, June 9 SKG ISLAND PRINCESS 05:30 - 20:30 RRF SKG SEVEN SEAS MARINER 07:00 - 14:00 ORE SKG AZAMARA QUEST 07:00 - 17:00 RRA SKG CRYSTAL SYMPHONY 07:00 - 18:00 BRD	Monday, June 10 SKG GRAND PRINCESS 06:00 - 20:45 BRD SKG OVATION OF SEAS 07:00 - 20:30 RRA SKG RADIANCE OF THE SEA 07:00 - 20:30 RRF SKG VIKING ORION 08:00 - 18:00 ORE	Tuesday, June 11 SKG GOLDEN PRINCESS 05:30 - 20:30 BRD SKG SOLSTICE 07:00 - 18:00 RRA SKG RUBY PRINCESS 07:00 - 20:15 ORE SKG NIEUW AMSTERDAM 07:00 - 21:00 BRD	Wednesday, June 12 SKG ROYAL PRINCESS 06:00 - 20:30 RRF SKG MILLENNIUM 07:00 - 16:00 RRA SKG NORWEGIAN BLISS 07:00 - 20:15 ORE	Thursday, June 13 SKG STAR PRINCESS 07:00 - 17:00 RRF SKG NOORDAM 07:00 - 21:00 ORE SKG DISNEY WONDER 07:15 - 19:45 RRA	Friday, June 14 SKG NORWEGIAN JEWEL 06:00 - 17:00 BRD SKG QUEEN ELIZABETH 07:00 - 20:00 RRF SKG CARNIVAL LEGEND 07:00 - 21:00 ORE	Saturday, June 15 SKG ISLAND PRINCESS 07:00 - 20:30 RRA SKG VOLENDAM 07:00 - 21:00 RRF

Sunday, June 16			Monday, June 17			Tuesday, June 18			Wednesday, June 19			Thursday, June 20			Friday, June 21			Saturday, June 22		
SKG	CORAL PRINCESS	RRF	SKG	MILLENNIUM	RRF	SKG	ROYAL PRINCESS	RRF	SKG	GOLDEN PRINCESS	BRD	SKG	AMERICAN CONSTELLA		SKG	CARNIVAL LEGEND	RRF	SKG	CORAL PRINCESS	RRA
	06:30 - 20:30			07:00 - 20:30			05:30 - 20:30			05:30 - 20:30			-05:00			07:00 - 21:00			07:00 - 20:30	
SKG	SEVEN SEAS MARINER	RRA	SKG	OVATION OF SEAS	RRA	SKG	SOLSTICE	RRA	SKG	RADIANCE OF THE SEA	ORE		07:00 - 16:30		BRD	VIKING ORION	RRA	SKG	VOLENDAM	RRF
	07:00 - 17:00			07:00 - 20:30			07:00 - 18:00			07:00 - 16:30		SKG	GRAND PRINCESS			08:00 - 18:00			07:00 - 21:00	
						SKG	RUBY PRINCESS	ORE	SKG	NORWEGIAN JOY	RRA		05:30 - 20:30		RRA	CRYSTAL SYMPHONY				
							07:00 - 20:15			07:00 - 17:00		SKG	STAR PRINCESS			08:00 - 20:00	BRD			
						SKG	NIEUW AMSTERDAM	BRD	SKG	NORWEGIAN BLISS	RRF		07:00 - 17:00		SKG	NORWEGIAN JEWEL				
							07:00 - 21:00			07:00 - 20:15		SKG	WESTERDAM	RRF						
									SKG	AMERICAN CONSTELLA			07:00 - 21:00							
										08:00 -		SKG	DISNEY WONDER	ORE						
													07:15 - 19:45							
Sunday, June 23			Monday, June 24			Tuesday, June 25			Wednesday, June 26			Thursday, June 27			Friday, June 28			Saturday, June 29		
SKG	AMERICAN CONSTELLA		SKG	AMERICAN CONSTELLA		SKG	GOLDEN PRINCESS	RRF	SKG	ROYAL PRINCESS	RRF	SKG	STAR PRINCESS	RRA	SKG	NORWEGIAN JEWEL	BRD	SKG	ISLAND PRINCESS	RRA
	-05:00			-05:00			05:30 - 20:30			06:00 - 20:30			06:30 - 17:00			07:00 - 17:00			06:00 - 20:30	
SKG	ISLAND PRINCESS	RRF	SKG	QUEEN ELIZABETH	BRD	SKG	SOLSTICE	RRA	SKG	MILLENNIUM	ORE	SKG	AZAMARA QUEST	ORE	SKG	CRYSTAL SYMPHONY	RRA	SKG	GRAND PRINCESS	BRD
	06:00 - 20:30			07:00 - 20:00			07:00 - 18:00			07:00 - 16:00			07:00 - 17:00			07:00 - 19:00			06:30 - 20:15	
SKG	SEVEN SEAS MARINER	BRD	SKG	OVATION OF SEAS	RRA	SKG	RUBY PRINCESS	ORE	SKG	NORWEGIAN BLISS	RRA	SKG	NOORDAM	RRF	SKG	CARNIVAL LEGEND	RRF	SKG	ASUKA II	ORE
	07:00 - 15:00			07:00 - 20:30			07:00 - 20:15			07:00 - 20:15			07:00 - 21:00			07:00 - 21:00			07:00 - 17:00	
SKG	REGATTA	RRA	SKG	RADIANCE OF THE SEA	RRF	SKG	NIEUW AMSTERDAM	BRD				SKG	DISNEY WONDER	BRD				SKG	VOLENDAM	RRF
	07:00 - 17:00			07:00 - 20:30			07:00 - 21:00						07:15 - 19:45						07:00 - 21:00	
Sunday, June 30			Monday, July 1			Tuesday, July 2			Wednesday, July 3			Thursday, July 4			Friday, July 5			Saturday, July 6		
SKG	CORAL PRINCESS	RRF	SKG	MILLENNIUM	RRF	SKG	ROYAL PRINCESS	RRF	SKG	GOLDEN PRINCESS	BRD	SKG	STAR PRINCESS	BRD	SKG	STAR PRINCESS	ORE	SKG	CORAL PRINCESS	RRA
	06:30 - 20:30			07:00 - 20:30			05:30 - 20:30			05:30 - 20:30			07:00 - 17:00			07:00 - 20:30			07:00 - 20:30	
SKG	SEVEN SEAS MARINER	RRA	SKG	OVATION OF SEAS	RRA	SKG	SOLSTICE	RRA	SKG	RADIANCE OF THE SEA	ORE	SKG	WESTERDAM	ORE	SKG	CARNIVAL LEGEND	RRF	SKG	VOLENDAM	RRF
	07:00 - 17:00			07:00 - 20:30			07:00 - 18:00			07:00 - 16:30			07:00 - 21:00			07:00 - 21:00			07:00 - 21:00	
SKG	VIKING ORION	BRD	SKG	SILVER MUSE	ORE	SKG	RUBY PRINCESS	ORE	SKG	NORWEGIAN JOY	RRA	SKG	DISNEY WONDER	BRD	SKG	AMSTERDAM	ORE			
	08:00 - 18:00			08:00 - 17:30			07:00 - 20:15			07:00 - 17:00			07:15 - 19:45			08:00 - 17:00				
			SKG	AMERICAN CONSTELLA		SKG	NIEUW AMSTERDAM	BRD	SKG	NORWEGIAN BLISS	RRF	SKG	REGATTA	RRA	SKG	NORWEGIAN JEWEL	BRD			
				08:30 - 17:30			07:00 - 21:00			07:00 - 20:15			09:00 - 19:30			08:00 - 20:00				
Sunday, July 7			Monday, July 8			Tuesday, July 9			Wednesday, July 10			Thursday, July 11			Friday, July 12			Saturday, July 13		
SKG	ISLAND PRINCESS	RRF	SKG	AZAMARA QUEST	BRD	SKG	GOLDEN PRINCESS	RRF	SKG	ROYAL PRINCESS	RRF	SKG	STAR PRINCESS	RRA	SKG	NORWEGIAN JEWEL	BRD	SKG	ISLAND PRINCESS	RRA
	06:00 - 20:30			07:00 - 17:00			05:30 - 20:30			06:00 - 20:30			07:00 - 17:00			07:00 - 17:00			07:00 - 20:30	
SKG	SEVEN SEAS MARINER	RRA	SKG	OVATION OF SEAS	RRA	SKG	SOLSTICE	RRA	SKG	MILLENNIUM	ORE	SKG	NOORDAM	RRF	SKG	CARNIVAL LEGEND	RRF	SKG	VOLENDAM	RRF
	07:00 - 17:00			07:00 - 20:30			07:00 - 18:00			07:00 - 16:00			07:00 - 21:00			07:00 - 21:00			07:00 - 21:00	
SKG	SILVER MUSE	ORE	SKG	RADIANCE OF THE SEA	RRF	SKG	RUBY PRINCESS	ORE	SKG	CRYSTAL SYMPHONY	BRD	SKG	VIKING ORION	BRD	SKG	AMSTERDAM	RRA			
	08:00 - 17:00			07:00 - 16:30			07:00 - 20:15			07:00 - 17:00			08:00 - 18:00			08:00 - 17:00				
			SKG	AMERICAN CONSTELLA		SKG	NIEUW AMSTERDAM	BRD	SKG	NORWEGIAN BLISS	RRA									
				08:30 - 17:30			07:00 - 21:00			07:00 - 20:15										
Sunday, July 14			Monday, July 15			Tuesday, July 16			Wednesday, July 17			Thursday, July 18			Friday, July 19			Saturday, July 20		
SKG	AMERICAN CONSTELLA		SKG	AMERICAN CONSTELLA		SKG	ROYAL PRINCESS	RRF	SKG	GOLDEN PRINCESS	BRD	SKG	STAR PRINCESS	RRA	SKG	GRAND PRINCESS	RRA	SKG	CORAL PRINCESS	RRA
	05:00 -			-05:00			05:30 - 20:30			05:30 - 20:30			07:00 - 17:00			07:00 - 20:30			07:00 - 20:30	
SKG	CORAL PRINCESS	RRF	SKG	MILLENNIUM	RRF	SKG	SOLSTICE	RRA	SKG	RADIANCE OF THE SEA	ORE	SKG	WESTERDAM	RRF	SKG	CARNIVAL LEGEND	RRF	SKG	VOLENDAM	RRF
	06:30 - 20:30			07:00 - 20:30			07:00 - 18:00			07:00 - 16:30			07:00 - 21:00			07:00 - 21:00			07:00 - 21:00	
SKG	CRYSTAL SYMPHONY	RRA	SKG	OVATION OF SEAS	RRA	SKG	QUEEN ELIZABETH	ORE	SKG	CRYSTAL SYMPHONY	RRA	SKG	SEVEN SEAS MARINER	ORE	SKG	NORWEGIAN JEWEL	BRD	SKG	VISTAMAR	ORE
	10:00 - 20:00			07:00 - 20:30			07:00 - 20:15			07:00 - 17:00			08:00 - 18:00			08:00 - 18:00			08:00 - 18:00	
			SKG	SILVER MUSE	ORE	SKG	NIEUW AMSTERDAM	BRD	SKG	NORWEGIAN BLISS	RRF							SKG	REGATTA	BRD
				08:00 - 17:30			07:00 - 21:00			07:00 - 20:15									08:00 - 22:00	
Sunday, July 21			Monday, July 22			Tuesday, July 23			Wednesday, July 24			Thursday, July 25			Friday, July 26			Saturday, July 27		
SKG	AMERICAN CONSTELLA		SKG	AMERICAN CONSTELLA		SKG	GOLDEN PRINCESS	RRF	SKG	ROYAL PRINCESS	RRF	SKG	STAR PRINCESS	RRA	SKG	NORWEGIAN JEWEL	BRD	SKG	CRYSTAL SYMPHONY	BRD
	05:00 -			-05:00			05:30 - 20:30			06:00 - 20:30			06:30 - 17:00			07:00 - 17:00			07:00 - 15:30	
SKG	LE SOLEAL	RRA	SKG	OVATION OF SEAS	RRA	SKG	SOLSTICE	RRA	SKG	MILLENNIUM	ORE	SKG	AZAMARA QUEST	ORE	SKG	CARNIVAL LEGEND	RRF	SKG	ISLAND PRINCESS	RRA
	06:00 - 17:00			07:00 - 20:30			07:00 - 18:00			07:00 - 16:00			07:00 - 17:00			07:00 - 21:00			07:00 - 20:30	
SKG	ISLAND PRINCESS	RRF	SKG	RADIANCE OF THE SEA	RRF	SKG	RUBY PRINCESS	ORE	SKG	NORWEGIAN BLISS	RRA	SKG	NOORDAM	RRF				SKG	VOLENDAM	RRF
	06:00 - 20:30			07:00 - 20:30			07:00 - 20:15			07:00 - 21:00			07:00 - 21:00						07:00 - 21:00	
SKG	SILVER MUSE	ORE				SKG	NIEUW AMSTERDAM	BRD		07:00 - 20:15		SKG	DISNEY WONDER	BRD						
	08:00 - 17:00						07:00 - 21:00						07:15 - 19:45							
Sunday, July 28			Monday, July 29			Tuesday, July 30			Wednesday, July 31			Thursday, August 1			Friday, August 2			Saturday, August 3		
SKG	CORAL PRINCESS	RRF	SKG	MILLENNIUM	RRF	SKG	ROYAL PRINCESS	RRF	SKG	GOLDEN PRINCESS	BRD	SKG	STAR PRINCESS	BRD	SKG	LE SOLEAL	ORE	SKG	CORAL PRINCESS	RRF
	06:30 - 20:30			07:00 - 20:30			05:30 - 20:30			05:30 - 20:30			06:30 - 17:00			06:00 - 17:00			06:30 - 20:30	
SKG	SEVEN SEAS MARINER	RRA	SKG	OVATION OF SEAS	RRA	SKG	SOLSTICE	RRA	SKG	RADIANCE OF THE SEA	ORE	SKG	REGATTA	RRA	SKG	CRYSTAL SYMPHONY	RRA	SKG	ISLAND PRINCESS	BRD
	07:00 - 17:00			07:00 - 20:30			07:00 - 18:00			07:00 - 16:30			07:00 - 16:00			07:00 - 18:00			07:00 - 21:00	
			SKG	SILVER MUSE	ORE	SKG	RUBY PRINCESS	ORE	SKG	NORWEGIAN JOY	RRA	SKG	WESTERDAM	RRF	SKG	CARNIVAL LEGEND	RRF	SKG	VOLENDAM	RRA
				08:00 - 17:30			07:00 - 20:15			07:00 - 17:00			07:00 - 21:00			07:00 - 21:00			07:00 - 21:00	
			SKG	VIKING ORION	BRD	SKG	NIEUW AMSTERDAM	BRD	SKG	NORWEGIAN BLISS	RRF	SKG	DISNEY WONDER	BRD	SKG	NORWEGIAN JEWEL	BRD	SKG	AZAMARA QUEST	RRA
				08:00 - 18:00			07:00 - 21:00			07:00 - 20:15			07:15 - 19:45			08:00 - 20:00			07:30 - 17:00	
			SKG	AMERICAN CONSTELLA																
				08:30 - 17:30																

Sunday, August 4		Monday, August 5		Tuesday, August 6		Wednesday, August 7		Thursday, August 8		Friday, August 9		Saturday, August 10	
SKG LE SOLEAL	BRD	SKG OVATION OF SEAS	RRA	SKG GOLDEN PRINCESS	RRF	SKG ROYAL PRINCESS	RRF	SKG STAR PRINCESS	RRA	SKG VIKING ORION	BRD	SKG ISLAND PRINCESS	RRA
06:00 - 19:00		07:00 - 20:30		05:30 - 20:30		06:00 - 20:30		07:00 - 17:00		06:00 - 18:00		07:00 - 20:30	
SKG ISLAND PRINCESS	RRF	SKG RADIANCE OF THE SEA	RRF	SKG SOLSTICE	RRA	SKG MILLENNIUM	ORE	SKG NOORDAM	RRF	SKG NORWEGIAN JEWEL	ORE	SKG VOLENDAM	RRF
06:30 - 20:30		07:00 - 20:30		07:00 - 18:00		07:00 - 16:00		07:00 - 21:00		07:00 - 17:00		07:00 - 21:00	
SKG SEVEN SEAS MARINER	RRA	SKG AMERICAN CONSTELLA		SKG RUBY PRINCESS	ORE	SKG NORWEGIAN BLISS	RRA	SKG DISNEY WONDER	ORE	SKG GRAND PRINCESS	RRA		
07:00 - 15:00		08:30 - 17:30		07:00 - 20:15	BRD	07:00 - 20:15		07:15 - 19:45		07:00 - 20:30	RRF		
SKG SILVER MUSE	ORE			SKG NIEUW AMSTERDAM						SKG CARNIVAL LEGEND			
08:00 - 17:00				07:00 - 21:00						07:00 - 21:00			
Sunday, August 11		Monday, August 12		Tuesday, August 13		Wednesday, August 14		Thursday, August 15		Friday, August 16		Saturday, August 17	
SKG AMERICAN CONSTELLA		SKG AMERICAN CONSTELLA		SKG ROYAL PRINCESS	RRF	SKG GOLDEN PRINCESS	BRD	SKG STAR PRINCESS	ORE	SKG CARNIVAL LEGEND	RRF	SKG CORAL PRINCESS	RRA
-05:00		-05:00		05:30 - 20:30	RRA	05:30 - 20:30	ORE	06:30 - 17:00	RRF	07:00 - 17:00	BRD	07:00 - 20:30	RRF
SKG CORAL PRINCESS	RRF	SKG MILLENNIUM	RRF	SKG SOLSTICE	RRA	SKG RADIANCE OF THE SEA	ORE	SKG WESTERDAM	BRD	SKG NORWEGIAN JEWEL	BRD	SKG VOLENDAM	RRF
06:30 - 20:30		07:00 - 20:30		07:00 - 18:00	ORE	07:00 - 16:30	RRA	07:00 - 21:00		08:00 - 20:00		07:00 - 21:00	
SKG SEVEN SEAS MARINER	RRA	SKG OVATION OF SEAS	RRA	SKG RUBY PRINCESS		SKG NORWEGIAN JOY		SKG DISNEY WONDER	RRA				
07:00 - 17:00		07:00 - 20:30	ORE	07:00 - 20:15	BRD	07:00 - 17:00	RRF	07:15 - 19:45					
		SKG SILVER MUSE		SKG NIEUW AMSTERDAM		SKG NORWEGIAN BLISS		SKG REGATTA	RRA				
		08:00 - 17:30		07:00 - 21:00		07:00 - 20:15		08:00 - 16:00					
Sunday, August 18		Monday, August 19		Tuesday, August 20		Wednesday, August 21		Thursday, August 22		Friday, August 23		Saturday, August 24	
SKG AMERICAN CONSTELLA		SKG AMERICAN CONSTELLA		SKG GOLDEN PRINCESS	RRF	SKG ROYAL PRINCESS	RRF	SKG STAR PRINCESS	RRA	SKG CARNIVAL JEWEL	BRD	SKG CRYSTAL SYMPHONY	BRD
-05:00		-05:00		05:30 - 20:30	RRA	06:00 - 20:30	ORE	07:00 - 17:00	RRF	07:00 - 17:00	RRF	07:00 - 18:00	
SKG ISLAND PRINCESS	RRF	SKG GRAND PRINCESS	BRD	SKG SOLSTICE	RRA	SKG MILLENNIUM	ORE	SKG NOORDAM	RRF	SKG CARNIVAL LEGEND		SKG ISLAND PRINCESS	RRA
06:30 - 20:30		07:00 - 20:15		07:00 - 18:00	ORE	07:00 - 16:00	RRA	07:00 - 21:00	ORE			07:00 - 20:30	
SKG SEVEN SEAS MARINER	RRA	SKG OVATION OF SEAS	RRA	SKG RUBY PRINCESS		SKG NORWEGIAN BLISS		SKG DISNEY WONDER				SKG VOLENDAM	RRF
07:00 - 15:00		07:00 - 20:30	RRA	07:00 - 20:15	BRD	07:00 - 20:15		07:15 - 19:45				07:00 - 21:00	
SKG SILVER MUSE	ORE	SKG RADIANCE OF THE SEA	RRF	SKG NIEUW AMSTERDAM									
08:00 - 17:00		07:00 - 20:30		07:00 - 21:00									
Sunday, August 25		Monday, August 26		Tuesday, August 27		Wednesday, August 28		Thursday, August 29		Friday, August 30		Saturday, August 31	
SKG AMERICAN CONSTELLA		SKG AMERICAN CONSTELLA		SKG ROYAL PRINCESS	RRF	SKG GOLDEN PRINCESS	BRD	SKG GRAND PRINCESS	BRD	SKG CARNIVAL LEGEND	RRF	SKG CORAL PRINCESS	RRA
-05:00		-05:00		05:30 - 20:30	RRA	05:30 - 20:30	ORE	05:30 - 20:30	RRA	07:00 - 21:00		07:00 - 20:30	
SKG CORAL PRINCESS	RRF	SKG MILLENNIUM	RRF	SKG SOLSTICE		SKG RADIANCE OF THE SEA		SKG STAR PRINCESS	ORE	SKG CRYSTAL SYMPHONY	RRA	SKG VOLENDAM	RRF
06:30 - 20:30		07:00 - 20:30		07:00 - 18:00	ORE	07:00 - 16:30	RRA	07:00 - 17:00		08:00 - 18:00		07:00 - 21:00	
SKG SEVEN SEAS MARINER	RRA	SKG OVATION OF SEAS	RRA	SKG RUBY PRINCESS		SKG NORWEGIAN JOY		SKG WESTERDAM	RRF	SKG NORWEGIAN JEWEL	BRD	SKG REGATTA	BRD
07:00 - 17:00		07:00 - 20:30	RRA	07:00 - 20:15	ORE	07:00 - 17:00	RRA	07:00 - 21:00	RRF	08:00 - 20:00		08:00 - 22:00	
		SKG SILVER MUSE		SKG NIEUW AMSTERDAM		SKG NORWEGIAN BLISS		SKG DISNEY WONDER					
		08:00 - 17:30	ORE	07:00 - 21:00	BRD	07:00 - 20:15	RRF	07:15 - 19:45					
Sunday, September 1		Monday, September 2		Tuesday, September 3		Wednesday, September 4		Thursday, September 5		Friday, September 6		Saturday, September 7	
SKG AMERICAN CONSTELLA		SKG AMERICAN CONSTELLA		SKG GOLDEN PRINCESS	RRF	SKG ROYAL PRINCESS	RRF	SKG STAR PRINCESS	RRA	SKG NORWEGIAN JEWEL	BRD	SKG GRAND PRINCESS	BRD
-05:00		-05:00		05:30 - 20:30	RRA	06:30 - 20:30	RRA	07:00 - 17:00	RRF	07:00 - 17:00		06:00 - 20:15	
SKG ISLAND PRINCESS	RRF	SKG OVATION OF SEAS	RRA	SKG SOLSTICE	RRA	SKG NORWEGIAN BLISS		SKG NOORDAM	RRA	SKG CARNIVAL LEGEND	RRF	SKG ISLAND PRINCESS	RRA
06:30 - 20:30		07:00 - 20:30		07:00 - 18:00	ORE	07:00 - 20:15		07:00 - 21:00		07:00 - 21:00		07:00 - 20:30	
SKG SEVEN SEAS MARINER	RRA	SKG RADIANCE OF THE SEA	RRF	SKG RUBY PRINCESS				SKG DISNEY WONDER		SKG CRYSTAL SYMPHONY	RRA	SKG VOLENDAM	RRF
07:00 - 15:00		07:00 - 20:30		07:00 - 20:15	BRD			07:15 - 19:45		08:00 - 19:00		07:00 - 21:00	
SKG SILVER MUSE	ORE			SKG NIEUW AMSTERDAM									
08:00 - 17:00				07:00 - 21:00									
Sunday, September 8		Monday, September 9		Tuesday, September 10		Wednesday, September 11		Thursday, September 12		Friday, September 13		Saturday, September 14	
SKG AMERICAN CONSTELLA		SKG AMERICAN CONSTELLA		SKG ROYAL PRINCESS	RRF	SKG GOLDEN PRINCESS	BRD	SKG STAR PRINCESS	RRA	SKG CARNIVAL LEGEND	RRF	SKG CORAL PRINCESS	RRA
-05:00		-05:00		05:30 - 20:30	RRA	06:00 - 20:30	RRF	07:00 - 17:00	RRF	07:00 - 21:00		07:00 - 20:30	
SKG CORAL PRINCESS	RRF	SKG OVATION OF SEAS	RRA	SKG SOLSTICE	RRA	SKG NORWEGIAN JOY	RRA	SKG WESTERDAM	RRF	SKG CRYSTAL SYMPHONY	RRA	SKG VOLENDAM	RRF
06:30 - 20:30		07:00 - 20:30		07:00 - 18:00	ORE	07:00 - 17:00	RRF	07:00 - 21:00		08:00 - 18:00		07:00 - 21:00	
SKG SEVEN SEAS MARINER	RRA	SKG SILVER MUSE	ORE	SKG RUBY PRINCESS		SKG NORWEGIAN BLISS		SKG DISNEY WONDER	ORE	SKG NORWEGIAN JEWEL	BRD		
07:00 - 17:00		08:00 - 17:30		07:00 - 20:15	BRD	07:00 - 20:15	RRF	07:15 - 19:45		08:00 - 20:00			
				SKG NIEUW AMSTERDAM									
				07:00 - 21:00									
Sunday, September 15		Monday, September 16		Tuesday, September 17		Wednesday, September 18		Thursday, September 19		Friday, September 20		Saturday, September 21	
SKG SEVEN SEAS MARINER	RRA	SKG OVATION OF SEAS	RRA	SKG GOLDEN PRINCESS	RRF	SKG NORWEGIAN JOY	RRA	SKG STAR PRINCESS	RRF	SKG NORWEGIAN JEWEL	BRD	SKG CORAL PRINCESS	RRA
07:00 - 14:00		07:00 - 20:30		06:00 - 20:30	RRA	07:00 - 17:00	RRF	06:30 - 17:00		07:00 - 17:00		07:00 - 20:30	RRF
				SKG RUBY PRINCESS		SKG NORWEGIAN BLISS	RRF					SKG VOLENDAM	
				07:00 - 20:15	RRA	07:00 - 20:15						07:00 - 21:00	
				SKG NIEUW AMSTERDAM	BRD	SKG NOORDAM	BRD						
				07:00 - 21:00		07:00 - 21:00							

10:30 Friday, January 04, 2019 **Cruise Line Agencies of Alaska, Cruise Ship Calendar for 2019** Page 4 of 5

Sunday, September 22			Monday, September 23			Tuesday, September 24			Wednesday, September 25			Thursday, September 26			Friday, September 27	Saturday, September 28
SKG	CARNIVAL LEGEND 07:00 - 20:00	RRF	SKG	ROYAL PRINCESS 07:00 - 20:30	RRA	SKG	NORWEGIAN JOY 07:00 - 20:15	RRA	SKG	NORWEGIAN BLISS 07:00 - 20:15	RRA	SKG	NORWEGIAN JEWEL 07:00 - 20:15	BRD		
						SKG	NIEUW AMSTERDAM 07:00 - 21:00	BRD	SKG	WESTERDAM 07:00 - 21:00	BRD					
									SKG	NOORDAM 07:00 - 21:00	RRF					
Sunday, September 29			Monday, September 30			Tuesday, October 1			Wednesday, October 2			Thursday, October 3			Friday, October 4	Saturday, October 5
						SKG	NORWEGIAN JOY 07:00 - 20:15	RRA				SKG	NORWEGIAN JEWEL 07:00 - 20:15	BRD		

10:30 Friday, January 04, 2019 **Cruise Line Agencies of Alaska, Cruise Ship Calendar for 2019** Page 5 of 5

Appendix 5

Distribution of Daily Cruise Ships and Cruise Ship Visitors, Skagway — 2016 Scheduled

Distribution of Daily Cruise Ships and Cruise Ship Visitors Skagway - 2016 Scheduled *			
Total Daily Cruise Ship Visitors **	**Number of Days**	**Percent of Total Visit Days**	**Cruise Ship Visitors as % of Skagway Population *****
≥ 16,000	8	5%	1,679%
≥ 15,000 and < 16,000	9	6%	1,577%
≥ 14,000 and < 15,000	11	7%	1,475%
≥ 13,000 and < 14,000	9	6%	1,373%
≥ 12,000 and < 13,000	5	3%	1,272%
≥ 11,000 and < 12,000	5	3%	1,170%
≥ 10,000 and < 11,000	10	7%	1,068%
≥ 9,000 and < 10,000	5	3%	1,679%
≥ 8,000 and < 9,000	11	7%	865%
≥ 7,000 and < 8,000	5	3%	763%
≥ 6,000 and < 7,000	14	9%	661%
≥ 5,000 and < 6,000	8	5%	560%
≥ 4,000 and < 5,000	8	5%	458%
≥ 3,000 and < 4,000	7	5%	356%
≥ 2,000 and < 3,000	16	11%	254%
≥ 1,000 and < 2,000	6	4%	153%
< 1,000 (days w/0 cruise ships)	15	10%	NA
Total	152	100%	

* Source: *Estimating 2016 Cruise Ship Visitor Impact — Skagway, Alaska.* March 31,2017. Table 5, p. 13.

** Total Passengers and Crew, assuming passengers at 110% LBC and crew at 100%

*** Assuming 2015 Skagway population of 983 and total cruise ship passenger and crew at mid-range, e.g., 15,500 for the "≥ 15,000 and < 16,000" group.

Appendix 6

2019 Cruise Ship Visits by Community

2019 Cruise Ship Visits by Community

SHIP	SKAGWAY	JUNEAU	KETCHIKAN
	Port Visits	Port Visits	Port Visits
AMERICAN CONSTELLATION	22		
AMSTERDAM	2	9	9
ASUKA II	1	1	1
AZAMARA QUEST	6	8	9
CARNIVAL LEGEND	21	19	21
CORAL PRINCESS	20	20	20
CRYSTAL SYMPHONY	10	11	12
DISNEY WONDER	15	16	17
ECLIPSE	1	19	19
EURODAM		21	21
GOLDEN PRINCESS	19	19	21
GRAND PRINCESS	10	14	11
ISLAND PRINCESS	19	20	11
LE SOLEAL	3	3	6
MAASDAM		3	4
MILLENNIUM	16	17	17
NG QUEST		7	
NG SEA BIRD		6	2
NG SEA LION		7	
NG VENTURE		8	
NIEUW AMSTERDAM	21	21	21
NOORDAM	11	20	20
NORWEGIAN BLISS	21	21	21
NORWEGIAN JEWEL	20	21	21
NORWEGIAN JOY	14	23	23
OOSTERDAM		21	21
OVATION OF THE SEAS	18	18	
QUEEN ELIZABETH	4	5	4
RADIANCE OF THE SEAS	16	16	17
REGATTA	7	9	11

SHIP	SKAGWAY	JUNEAU	KETCHIKAN
	Port Visits	**Port Visits**	**Port Visits**
ROALD AMUNDSEN			1
ROYAL PRINCESS	19	19	19
RUBY PRINCESS	20	20	20
SEABOURN SOJOURN		10	11
SEVEN SEAS MARINER	17	18	18
SILVER EXPLORER			1
SILVER MUSE	11	15	14
SOLSTICE	18	18	18
STAR LEGEND		11	9
STAR PRINCESS	20	20	20
SUN PRINCESS	1	1	
VIKING ORION	8	8	10
VOLENDAM	20	20	20
WESTERDAM	11	21	21
TOTAl SHIP VISITS	**442**	**584**	**542**

Note: Based on the January 04, 2019, draft of Cruise Line Agencies of Alaska "Cruise Ship Calendar for 2019." Final schedule information may vary.

Appendix 7

2017 Census Data for Skagway, Juneau and Ketchikan

Municipality of Skagway

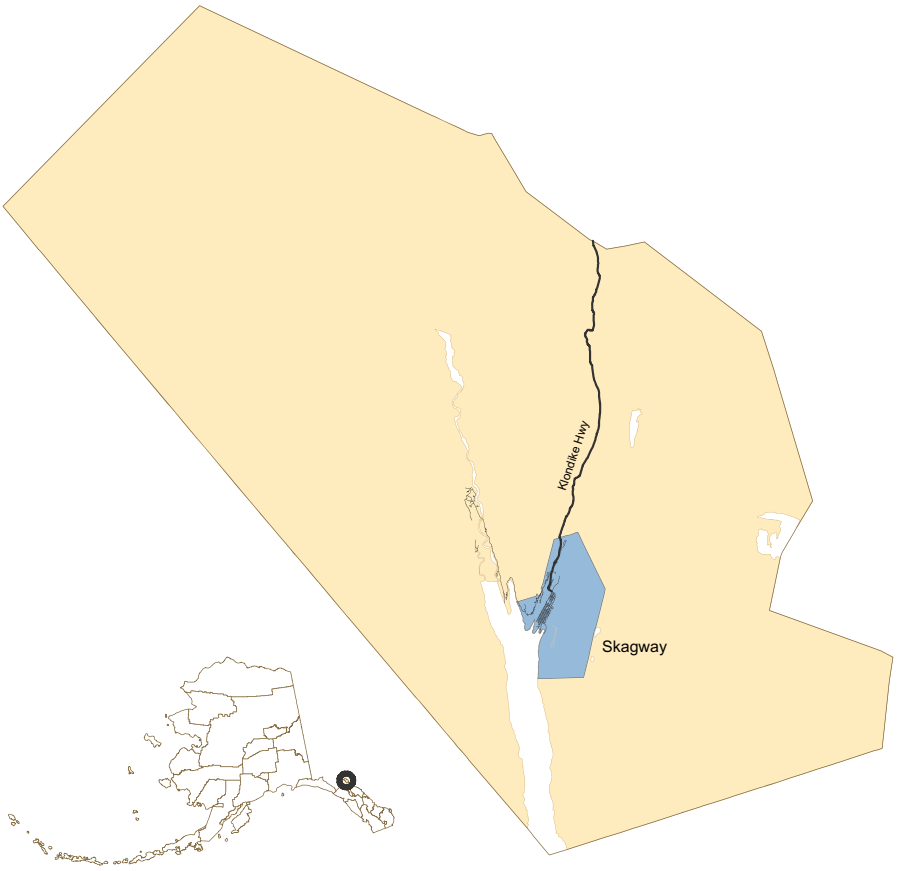

Table 4.2 (continued)
Alaska Places by Borough and Census Area, 2010 to 2017

Area Name	April 1, 2010 Census	July 1, 2011 Estimate	July 1, 2012 Estimate	July 1, 2013 Estimate	July 1, 2014 Estimate	July 1, 2015 Estimate	July 1, 2016 Estimate	July 1, 2017 Estimate
Municipality of Skagway	968	964	957	981	1,038	1,045	1,069	1,087
Skagway CDP	920	914	906	928	979	992	1,013	1,034
Balance of Skagway, Municipality	48	50	51	53	59	53	56	53

Sources: Alaska Department of Labor and Workforce Development, Research and Analysis Section; and U.S. Census Bureau

City and Borough of Juneau

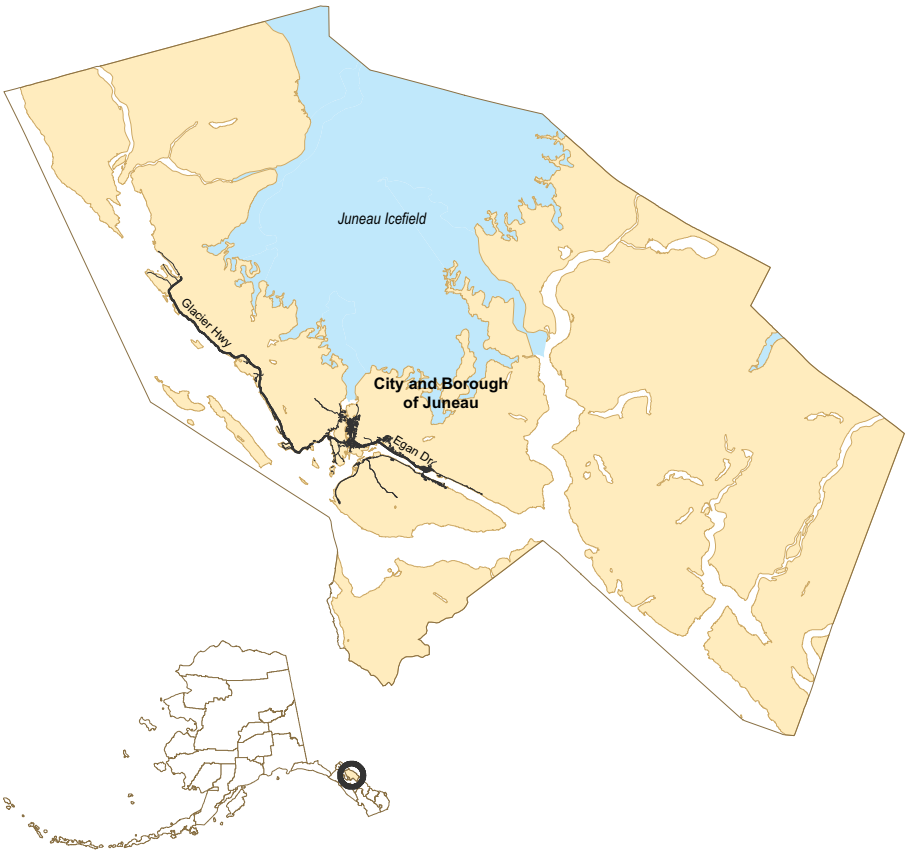

Table 4.2 (continued)
Alaska Places by Borough and Census Area, 2010 to 2017

Area Name	April 1, 2010 Census	July 1, 2011 Estimate	July 1, 2012 Estimate	July 1, 2013 Estimate	July 1, 2014 Estimate	July 1, 2015 Estimate	July 1, 2016 Estimate	July 1, 2017 Estimate
Juneau, City and Borough	31,275	32,328	32,689	32,915	33,020	33,145	32,723	32,269

Sources: Alaska Department of Labor and Workforce Development, Research and Analysis Section; and U.S. Census Bureau

Ketchikan Gateway Borough

Table 4.2 (continued)
Alaska Places by Borough and Census Area, 2010 to 2017

Area Name	April 1, 2010 Census	July 1, 2011 Estimate	July 1, 2012 Estimate	July 1, 2013 Estimate	July 1, 2014 Estimate	July 1, 2015 Estimate	July 1, 2016 Estimate	July 1, 2017 Estimate
Ketchikan Gateway Borough	13,477	13,720	13,878	13,826	13,872	13,813	13,749	13,754
Ketchikan city	8,050	8,184	8,256	8,291	8,333	8,294	8,191	8,125
Loring CDP	4	4	3	3	3	3	4	2
Saxman city	411	436	428	409	422	412	416	444
Balance of Ketchikan Gateway Borough	5,012	5,096	5,191	5,123	5,114	5,104	5,138	5,183

Sources: Alaska Department of Labor and Workforce Development, Research and Analysis Section; and U.S. Census Bureau

Appendix 8

Community Population and Cruise Ship Visitor Comparisons — 2016

Community Population and Cruise Ship Visitor Comparisons — 2016 *

Community	2015 DCCED Certified Populations		2016 Cruise Ship Season			
	Estimated	Skagway as % of Other Community	Passengers (110% LBC) and Crew	Visitors Per Resident	Visitors per Day Assuming 152-day Season	Visitors as % of Local Population
Skagway, CDP	983	100%	1,211,949	1,233	7,973	811%
City of Ketchikan	8,277	12%	1,211,949	146	7,973	96%
Ketchikan Gateway Borough	13,778	7%	1,211,949	88	7,973	58%
City/Borough of Juneau	33,277	3%	1,211,949	36	7,973	24%

* Source: *Estimating 2016 Cruise Ship Visitor Impact — Skagway, Alaska.* March 31, 2017. Table 2, p. 5.
** State of Alaska DCCED Certified Population as of 07/01/2015.
*** Assumes 110% of LBC and 100% ship's complement.

Appendix 9

Scenario: Maximum

Skagway — **2019 SE ALASKA CRUISE SHIP SEASON** — **SCENARIO: MAXIMUM**

Cruise Ships		Passengers				Crew			
Ship	In-port Hours	Aboard Estimate	Aboard Hours	Ashore Estimate	Ashore Hours	Aboard Crew	Aboard Hours	Ashore Estimate	Ashore Hours
4/29/2019 SKG									
RUBY PRINCESS	13.50	3,366	45,441	3,366	47,124	1200	16,200	1,200	16,800
SUBTOTAL	**13.50**	**3,366**	**45,441**	**3,366**	**47,124**	**1,200**	**16,200**	**1,200**	**16,800**
4/30/2019 SKG									
NORWEGIAN JOY	13.25	4,182	55,412	4,182	54,366	1821	24,128	1,821	23,673
SUBTOTAL	**13.25**	**4,182**	**55,412**	**4,182**	**54,366**	**1,821**	**24,128**	**1,821**	**23,673**
5/2/2019 SKG									
CARNIVAL LEGEND	13.00	2,336	30,368	2,336	30,368	961	12,493	961	12,493
SUBTOTAL	**13.00**	**2,336**	**30,368**	**2,336**	**30,368**	**961**	**12,493**	**961**	**12,493**
5/3/2019 SKG									
STAR PRINCESS	13.50	2,856	38,556	2,856	39,984	1100	14,850	1,100	15,400
SUBTOTAL	**13.50**	**2,856**	**38,556**	**2,856**	**39,984**	**1,100**	**14,850**	**1,100**	**15,400**
5/4/2019 SKG									
ISLAND PRINCESS	13.50	2,435	32,873	2,435	34,090	900	12,150	900	12,600
SUBTOTAL	**13.50**	**2,435**	**32,873**	**2,435**	**34,090**	**900**	**12,150**	**900**	**12,600**
5/7/2019 SKG									
NORWEGIAN JOY	13.25	4,182	55,412	4,182	54,366	1821	24,128	1,821	23,673
NIEUW AMSTERDAM	14.00	2,317	32,438	2,317	32,438	929	13,006	929	13,006

1

Skagway — **2019 SE ALASKA CRUISE SHIP SEASON** — **SCENARIO: MAXIMUM**

Cruise Ships			Passengers				Crew			
Ship		In-port Hours	Aboard Estimate	Aboard Hours	Ashore Estimate	Ashore Hours	Aboard Crew	Aboard Hours	Ashore Estimate	Ashore Hours
	SUBTOTAL	27.25	6,499	87,850	6,499	86,804	2,750	37,134	2,750	36,679
5/8/2019	SKG									
NORWEGIAN BLISS		13.25	4,404	58,353	4,404	57,252	1716	22,737	1,716	22,308
	SUBTOTAL	13.25	4,404	58,353	4,404	57,252	1,716	22,737	1,716	22,308
5/9/2019	SKG									
CARNIVAL LEGEND		13.00	2,336	30,368	2,336	30,368	961	12,493	961	12,493
	SUBTOTAL	13.00	2,336	30,368	2,336	30,368	961	12,493	961	12,493
5/10/2019	SKG									
GRAND PRINCESS		14.25	2,862	40,784	2,862	40,068	1150	16,388	1,150	16,100
GOLDEN PRINCESS		13.50	2,895	39,083	2,895	40,530	1100	14,850	1,100	15,400
	SUBTOTAL	27.75	5,757	79,867	5,757	80,598	2,250	31,238	2,250	31,500
5/11/2019	SKG									
CORAL PRINCESS		13.50	2,200	29,700	2,200	30,800	895	12,083	895	12,530
VOLENDAM		14.00	1,575	22,050	1,575	22,050	647	9,058	647	9,058
	SUBTOTAL	27.50	3,775	51,750	3,775	52,850	1,542	21,141	1,542	21,588
5/12/2019	SKG									
ISLAND PRINCESS		13.50	2,435	32,873	2,435	34,090	900	12,150	900	12,600
	SUBTOTAL	13.50	2,435	32,873	2,435	34,090	900	12,150	900	12,600

2

Skagway — **2019 SE ALASKA CRUISE SHIP SEASON** — **SCENARIO: MAXIMUM**

Cruise Ships			Passengers				Crew			
	Ship	In-port Hours	Aboard Estimate	Aboard Hours	Ashore Estimate	Ashore Hours	Aboard Crew	Aboard Hours	Ashore Estimate	Ashore Hours
5/13/2019	SKG									
	SEVEN SEAS MARINER	8.00	779	6,232	779	6,232	440	3,520	440	3,520
	ECLIPSE	13.00	3,135	40,755	3,135	40,755	1000	13,000	1,000	13,000
	SUBTOTAL	**21.00**	**3,914**	**46,987**	**3,914**	**46,987**	**1,440**	**16,520**	**1,440**	**16,520**
5/14/2019	SKG									
	RUBY PRINCESS	13.75	3,366	46,283	3,366	47,124	1200	16,500	1,200	16,800
	SOLSTICE	11.00	3,135	34,485	3,135	34,485	1000	11,000	1,000	11,000
	NIEUW AMSTERDAM	14.00	2,317	32,438	2,317	32,438	929	13,006	929	13,006
	MILLENNIUM	9.00	2,374	21,366	2,374	21,366	997	8,973	997	8,973
	NORWEGIAN BLISS	13.25	4,404	58,353	4,404	57,252	1716	22,737	1,716	22,308
	SUBTOTAL	**61.00**	**15,596**	**192,925**	**15,596**	**192,665**	**5,842**	**72,216**	**5,842**	**72,087**
5/15/2019	SKG									
	ROYAL PRINCESS	14.50	3,916	56,782	3,916	58,740	1350	19,575	1,350	20,250
	BARANOF DREAM	8.00	41	328	41	328	19	152	19	152
	SUBTOTAL	**22.50**	**3,957**	**57,110**	**3,957**	**59,068**	**1,369**	**19,727**	**1,369**	**20,402**
5/16/2019	SKG									
	WESTERDAM	9.00	2,165	19,485	2,165	19,485	817	7,353	817	7,353
	STAR PRINCESS	10.00	2,856	28,560	2,856	28,560	1100	11,000	1,100	11,000
	NOORDAM	14.00	2,169	30,366	2,169	30,366	820	11,480	820	11,480

Skagway — **2019 SE ALASKA CRUISE SHIP SEASON** — **SCENARIO: MAXIMUM**

Cruise Ships			Passengers				Crew			
	Ship	In-port Hours	Aboard Estimate	Aboard Hours	Ashore Estimate	Ashore Hours	Aboard Crew	Aboard Hours	Ashore Estimate	Ashore Hours
	SUBTOTAL	**33.00**	**7,190**	**78,411**	**7,190**	**78,411**	**2,737**	**29,833**	**2,737**	**29,833**
5/17/2019	SKG									
	CARNIVAL LEGEND	13.00	2,336	30,368	2,336	30,368	961	12,493	961	12,493
	SUBTOTAL	**13.00**	**2,336**	**30,368**	**2,336**	**30,368**	**961**	**12,493**	**961**	**12,493**
5/18/2019	SKG									
	ISLAND PRINCESS	13.50	2,435	32,873	2,435	34,090	900	12,150	900	12,600
	VOLENDAM	14.00	1,575	22,050	1,575	22,050	647	9,058	647	9,058
	SUBTOTAL	**27.50**	**4,010**	**54,923**	**4,010**	**56,140**	**1,547**	**21,208**	**1,547**	**21,658**
5/19/2019	SKG									
	CORAL PRINCESS	13.50	2,200	29,700	2,200	30,800	895	12,083	895	12,530
	BARANOF DREAM	8.00	41	328	41	328	19	152	19	152
	SUBTOTAL	**21.50**	**2,241**	**30,028**	**2,241**	**31,128**	**914**	**12,235**	**914**	**12,682**
5/20/2019	SKG									
	MILLENNIUM	13.50	2,374	32,049	2,374	33,236	997	13,460	997	13,958
	OVATION OF THE SEAS	13.50	4,578	61,803	4,578	64,092	1300	17,550	1,300	18,200
	SEVEN SEAS MARINER	9.00	779	7,011	779	7,011	440	3,960	440	3,960
	SUBTOTAL	**36.00**	**7,731**	**100,863**	**7,731**	**104,339**	**2,737**	**34,970**	**2,737**	**36,118**

Skagway — **2019 SE ALASKA CRUISE SHIP SEASON** — **SCENARIO: MAXIMUM**

Cruise Ships			Passengers				Crew			
	Ship	In-port Hours	Aboard Estimate	Aboard Hours	Ashore Estimate	Ashore Hours	Aboard Crew	Aboard Hours	Ashore Estimate	Ashore Hours
5/21/2019	SKG									
	ROYAL PRINCESS	15.00	3,916	58,740	3,916	58,740	1350	20,250	1,350	20,250
	SOLSTICE	11.00	3,135	34,485	3,135	34,485	1000	11,000	1,000	11,000
	RUBY PRINCESS	13.25	3,366	44,600	3,366	43,758	1200	15,900	1,200	15,600
	NIEUW AMSTERDAM	14.00	2,317	32,438	2,317	32,438	929	13,006	929	13,006
	SUBTOTAL	**53.25**	**12,734**	**170,263**	**12,734**	**169,421**	**4,479**	**60,156**	**4,479**	**59,856**
5/22/2019	SKG									
	GOLDEN PRINCESS	15.00	2,895	43,425	2,895	43,425	1100	16,500	1,100	16,500
	RADIANCE OF THE SEAS	9.50	2,334	22,173	2,334	23,340	858	8,151	858	8,580
	NORWEGIAN JOY	10.00	4,182	41,820	4,182	41,820	1821	18,210	1,821	18,210
	NORWEGIAN BLISS	13.25	4,404	58,353	4,404	57,252	1716	22,737	1,716	22,308
	SUBTOTAL	**47.75**	**13,815**	**165,771**	**13,815**	**165,837**	**5,495**	**65,598**	**5,495**	**65,598**
5/23/2019	SKG									
	STAR PRINCESS	10.00	2,856	28,560	2,856	28,560	1100	11,000	1,100	11,000
	WESTERDAM	14.00	2,165	30,310	2,165	30,310	817	11,438	817	11,438
	DISNEY WONDER	12.50	1,929	24,113	1,929	25,077	947	11,838	947	12,311
	SUBTOTAL	**36.50**	**6,950**	**82,983**	**6,950**	**83,947**	**2,864**	**34,276**	**2,864**	**34,749**
5/24/2019	SKG									
	QUEEN ELIZABETH	11.00	2,285	25,135	2,285	25,135	900	9,900	900	9,900

5

Skagway — **2019 SE ALASKA CRUISE SHIP SEASON** — **SCENARIO: MAXIMUM**

Cruise Ships			Passengers				Crew			
Ship	In-port Hours	Aboard Estimate	Aboard Hours	Ashore Estimate	Ashore Hours	Aboard Crew	Aboard Hours	Ashore Estimate	Ashore Hours
CARNIVAL LEGEND	13.00	2,336	30,368	2,336	30,368	961	12,493	961	12,493
NORWEGIAN JEWEL	12.00	2,627	31,524	2,627	31,524	1100	13,200	1,100	13,200
SUBTOTAL	**36.00**	**7,248**	**87,027**	**7,248**	**87,027**	**2,961**	**35,593**	**2,961**	**35,593**
5/25/2019 SKG									
CORAL PRINCESS	13.50	2,200	29,700	2,200	30,800	895	12,083	895	12,530
VOLENDAM	14.00	1,575	22,050	1,575	22,050	647	9,058	647	9,058
SUBTOTAL	**27.50**	**3,775**	**51,750**	**3,775**	**52,850**	**1,542**	**21,141**	**1,542**	**21,588**
5/26/2019 SKG									
ISLAND PRINCESS	13.50	2,435	32,873	2,435	34,090	900	12,150	900	12,600
SUBTOTAL	**13.50**	**2,435**	**32,873**	**2,435**	**34,090**	**900**	**12,150**	**900**	**12,600**
5/27/2019 SKG									
OVATION OF THE SEAS	13.50	4,578	61,803	4,578	64,092	1300	17,550	1,300	18,200
RADIANCE OF THE SEAS	13.50	2,334	31,509	2,334	32,676	858	11,583	858	12,012
SUBTOTAL	**27.00**	**6,912**	**93,312**	**6,912**	**96,768**	**2,158**	**29,133**	**2,158**	**30,212**
5/28/2019 SKG									
GOLDEN PRINCESS	15.00	2,895	43,425	2,895	43,425	1100	16,500	1,100	16,500
SOLSTICE	11.00	3,135	34,485	3,135	34,485	1000	11,000	1,000	11,000
RUBY PRINCESS	13.25	3,366	44,600	3,366	43,758	1200	15,900	1,200	15,600
NIEUW AMSTERDAM	14.00	2,317	32,438	2,317	32,438	929	13,006	929	13,006

Skagway — **2019 SE ALASKA CRUISE SHIP SEASON** — **SCENARIO: MAXIMUM**

Cruise Ships			Passengers				Crew			
Ship	In-port Hours	Aboard Estimate	Aboard Hours	Ashore Estimate	Ashore Hours	Aboard Crew	Aboard Hours	Ashore Estimate	Ashore Hours
SUBTOTAL	**53.25**	**11,713**	**154,948**	**11,713**	**154,106**	**4,229**	**56,406**	**4,229**	**56,106**
5/29/2019 SKG									
AZAMARA QUEST	10.50	781	8,201	781	8,591	408	4,284	408	4,488
ROYAL PRINCESS	14.50	3,916	56,782	3,916	58,740	1350	19,575	1,350	20,250
MILLENNIUM	9.00	2,374	21,366	2,374	21,366	997	8,973	997	8,973
NORWEGIAN BLISS	13.25	4,404	58,353	4,404	57,252	1716	22,737	1,716	22,308
BARANOF DREAM	10.00	41	410	41	410	19	190	19	190
SUBTOTAL	**57.25**	**11,516**	**145,112**	**11,516**	**146,359**	**4,490**	**55,759**	**4,490**	**56,209**
5/30/2019 SKG									
STAR PRINCESS	10.00	2,856	28,560	2,856	28,560	1100	11,000	1,100	11,000
NOORDAM	14.00	2,169	30,366	2,169	30,366	820	11,480	820	11,480
DISNEY WONDER	12.50	1,929	24,113	1,929	25,077	947	11,838	947	12,311
SEVEN SEAS MARINER	10.00	779	7,790	779	7,790	440	4,400	440	4,400
ALASKAN DREAM	5.50	44	242	44	264	18	99	18	108
SUBTOTAL	**52.00**	**7,777**	**91,071**	**7,777**	**92,057**	**3,325**	**38,817**	**3,325**	**39,299**
5/31/2019 SKG									
GRAND PRINCESS	14.50	2,862	41,499	2,862	42,930	1150	16,675	1,150	17,250
NORWEGIAN JEWEL	10.00	2,627	26,270	2,627	26,270	1100	11,000	1,100	11,000
CARNIVAL LEGEND	14.00	2,336	32,704	2,336	32,704	961	13,454	961	13,454
VIKING ORION	10.00	1,023	10,230	1,023	10,230	465	4,650	465	4,650

Skagway — **2019 SE ALASKA CRUISE SHIP SEASON** — **SCENARIO: MAXIMUM**

Cruise Ships			Passengers				Crew			
Ship	In-port Hours	Aboard Estimate	Aboard Hours	Ashore Estimate	Ashore Hours	Aboard Crew	Aboard Hours	Ashore Estimate	Ashore Hours
SUBTOTAL	**48.50**	**8,848**	**110,703**	**8,848**	**112,134**	**3,676**	**45,779**	**3,676**	**46,354**
6/1/2019 SKG									
ISLAND PRINCESS	13.50	2,435	32,873	2,435	34,090	900	12,150	900	12,600
VOLENDAM	14.00	1,575	22,050	1,575	22,050	647	9,058	647	9,058
SUBTOTAL	**27.50**	**4,010**	**54,923**	**4,010**	**56,140**	**1,547**	**21,208**	**1,547**	**21,658**
6/2/2019 SKG									
CORAL PRINCESS	13.50	2,200	29,700	2,200	30,800	895	12,083	895	12,530
SUBTOTAL	**13.50**	**2,200**	**29,700**	**2,200**	**30,800**	**895**	**12,083**	**895**	**12,530**
6/3/2019 SKG									
QUEEN ELIZABETH	11.00	2,285	25,135	2,285	25,135	900	9,900	900	9,900
MILLENNIUM	13.50	2,374	32,049	2,374	33,236	997	13,460	997	13,958
OVATION OF THE SEAS	13.50	4,578	61,803	4,578	64,092	1300	17,550	1,300	18,200
SUBTOTAL	**38.00**	**9,237**	**118,987**	**9,237**	**122,463**	**3,197**	**40,910**	**3,197**	**42,058**
6/4/2019 SKG									
ROYAL PRINCESS	15.00	3,916	58,740	3,916	58,740	1350	20,250	1,350	20,250
SOLSTICE	11.00	3,135	34,485	3,135	34,485	1000	11,000	1,000	11,000
RUBY PRINCESS	13.25	3,366	44,600	3,366	43,758	1200	15,900	1,200	15,600
NIEUW AMSTERDAM	14.00	2,317	32,438	2,317	32,438	929	13,006	929	13,006
BARANOF DREAM	8.00	41	328	41	328	19	152	19	152

2019 SE ALASKA CRUISE SHIP SEASON — **SCENARIO: MAXIMUM**

Skagway	Cruise Ships		Passengers				Crew			
	Ship	In-port Hours	Aboard Estimate	Aboard Hours	Ashore Estimate	Ashore Hours	Aboard Crew	Aboard Hours	Ashore Estimate	Ashore Hours
	SUBTOTAL	**61.25**	**12,775**	**170,591**	**12,775**	**169,749**	**4,498**	**60,308**	**4,498**	**60,008**
6/5/2019	SKG									
	GOLDEN PRINCESS	15.00	2,895	43,425	2,895	43,425	1100	16,500	1,100	16,500
	RADIANCE OF THE SEAS	9.50	2,334	22,173	2,334	23,340	858	8,151	858	8,580
	NORWEGIAN JOY	10.00	4,182	41,820	4,182	41,820	1821	18,210	1,821	18,210
	NORWEGIAN BLISS	13.25	4,404	58,353	4,404	57,252	1716	22,737	1,716	22,308
	SUBTOTAL	**47.75**	**13,815**	**165,771**	**13,815**	**165,837**	**5,495**	**65,598**	**5,495**	**65,598**
6/6/2019	SKG									
	STAR PRINCESS	10.00	2,856	28,560	2,856	28,560	1100	11,000	1,100	11,000
	WESTERDAM	14.00	2,165	30,310	2,165	30,310	817	11,438	817	11,438
	DISNEY WONDER	12.50	1,929	24,113	1,929	25,077	947	11,838	947	12,311
	SUBTOTAL	**36.50**	**6,950**	**82,983**	**6,950**	**83,947**	**2,864**	**34,276**	**2,864**	**34,749**
6/7/2019	SKG									
	CARNIVAL LEGEND	14.00	2,336	32,704	2,336	32,704	961	13,454	961	13,454
	REGATTA	8.00	768	6,144	768	6,144	372	2,976	372	2,976
	NORWEGIAN JEWEL	12.00	2,627	31,524	2,627	31,524	1100	13,200	1,100	13,200
	SUBTOTAL	**34.00**	**5,731**	**70,372**	**5,731**	**70,372**	**2,433**	**29,630**	**2,433**	**29,630**
6/8/2019	SKG									
	CORAL PRINCESS	13.50	2,200	29,700	2,200	30,800	895	12,083	895	12,530

Skagway	2019 SE ALASKA CRUISE SHIP SEASON								SCENARIO: MAXIMUM			
	Cruise Ships		Passengers				Crew					
	Ship	In-port Hours	Aboard Estimate	Aboard Hours	Ashore Estimate	Ashore Hours	Aboard Crew	Aboard Hours	Ashore Estimate	Ashore Hours
	VOLENDAM	14.00	1,575	22,050	1,575	22,050	647	9,058	647	9,058
	SUBTOTAL	**27.50**	**3,775**	**51,750**	**3,775**	**52,850**	**1,542**	**21,141**	**1,542**	**21,588**
6/9/2019	SKG									
	ISLAND PRINCESS	15.00	2,435	36,525	2,435	36,525	900	13,500	900	13,500
	SEVEN SEAS MARINER	7.00	779	5,453	779	5,453	440	3,080	440	3,080
	AZAMARA QUEST	10.00	781	7,810	781	7,810	408	4,080	408	4,080
	CRYSTAL SYMPHONY	11.00	994	10,934	994	10,934	530	5,830	530	5,830
	SUBTOTAL	**43.00**	**4,989**	**60,722**	**4,989**	**60,722**	**2,278**	**26,490**	**2,278**	**26,490**
6/10/2019	SKG									
	GRAND PRINCESS	14.25	2,862	40,784	2,862	40,068	1150	16,388	1,150	16,100
	OVATION OF THE SEAS	13.50	4,578	61,803	4,578	64,092	1300	17,550	1,300	18,200
	RADIANCE OF THE SEAS	13.50	2,334	31,509	2,334	32,676	858	11,583	858	12,012
	VIKING ORION	10.00	1,023	10,230	1,023	10,230	465	4,650	465	4,650
	SUBTOTAL	**51.25**	**10,797**	**144,326**	**10,797**	**147,066**	**3,773**	**50,171**	**3,773**	**50,962**
6/11/2019	SKG									
	GOLDEN PRINCESS	15.00	2,895	43,425	2,895	43,425	1100	16,500	1,100	16,500
	SOLSTICE	11.00	3,135	34,485	3,135	34,485	1000	11,000	1,000	11,000
	RUBY PRINCESS	13.25	3,366	44,600	3,366	43,758	1200	15,900	1,200	15,600
	NIEUW AMSTERDAM	14.00	2,317	32,438	2,317	32,438	929	13,006	929	13,006
	SUBTOTAL	**53.25**	**11,713**	**154,948**	**11,713**	**154,106**	**4,229**	**56,406**	**4,229**	**56,106**

10

Skagway — **2019 SE ALASKA CRUISE SHIP SEASON** — **SCENARIO: MAXIMUM**

Cruise Ships			Passengers				Crew			
	Ship	In-port Hours	Aboard Estimate	Aboard Hours	Ashore Estimate	Ashore Hours	Aboard Crew	Aboard Hours	Ashore Estimate	Ashore Hours
6/12/2019	SKG									
	ROYAL PRINCESS	14.50	3,916	56,782	3,916	58,740	1350	19,575	1,350	20,250
	MILLENNIUM	9.00	2,374	21,366	2,374	21,366	997	8,973	997	8,973
	NORWEGIAN BLISS	13.25	4,404	58,353	4,404	57,252	1716	22,737	1,716	22,308
	SUBTOTAL	**36.75**	**10,694**	**136,501**	**10,694**	**137,358**	**4,063**	**51,285**	**4,063**	**51,531**
6/13/2019	SKG									
	STAR PRINCESS	10.00	2,856	28,560	2,856	28,560	1100	11,000	1,100	11,000
	NOORDAM	14.00	2,169	30,366	2,169	30,366	820	11,480	820	11,480
	DISNEY WONDER	12.50	1,929	24,113	1,929	25,077	947	11,838	947	12,311
	BARANOF DREAM	8.00	41	328	41	328	19	152	19	152
	SUBTOTAL	**44.50**	**6,995**	**83,367**	**6,995**	**84,331**	**2,886**	**34,470**	**2,886**	**34,943**
6/14/2019	SKG									
	NORWEGIAN JEWEL	10.00	2,627	26,270	2,627	26,270	1100	11,000	1,100	11,000
	QUEEN ELIZABETH	13.00	2,285	29,705	2,285	29,705	900	11,700	900	11,700
	CARNIVAL LEGEND	14.00	2,336	32,704	2,336	32,704	961	13,454	961	13,454
	SUBTOTAL	**37.00**	**7,248**	**88,679**	**7,248**	**88,679**	**2,961**	**36,154**	**2,961**	**36,154**
6/15/2019	SKG									
	ISLAND PRINCESS	13.50	2,435	32,873	2,435	34,090	900	12,150	900	12,600
	VOLENDAM	14.00	1,575	22,050	1,575	22,050	647	9,058	647	9,058

11

Skagway — **2019 SE ALASKA CRUISE SHIP SEASON** — **SCENARIO: MAXIMUM**

Cruise Ships			Passengers				Crew			
Ship	In-port Hours	Aboard Estimate	Aboard Hours	Ashore Estimate	Ashore Hours	Aboard Crew	Aboard Hours	Ashore Estimate	Ashore Hours
SUBTOTAL	**27.50**	**4,010**	**54,923**	**4,010**	**56,140**	**1,547**	**21,208**	**1,547**	**21,658**
6/16/2019 SKG									
CORAL PRINCESS	14.00	2,200	30,800	2,200	30,800	895	12,530	895	12,530
SEVEN SEAS MARINER	10.00	779	7,790	779	7,790	440	4,400	440	4,400
SUBTOTAL	**24.00**	**2,979**	**38,590**	**2,979**	**38,590**	**1,335**	**16,930**	**1,335**	**16,930**
6/17/2019 SKG									
MILLENNIUM	13.50	2,374	32,049	2,374	33,236	997	13,460	997	13,958
OVATION OF THE SEAS	13.50	4,578	61,803	4,578	64,092	1300	17,550	1,300	18,200
SUBTOTAL	**27.00**	**6,952**	**93,852**	**6,952**	**97,328**	**2,297**	**31,010**	**2,297**	**32,158**
6/18/2019 SKG									
ROYAL PRINCESS	15.00	3,916	58,740	3,916	58,740	1350	20,250	1,350	20,250
SOLSTICE	11.00	3,135	34,485	3,135	34,485	1000	11,000	1,000	11,000
RUBY PRINCESS	13.25	3,366	44,600	3,366	43,758	1200	15,900	1,200	15,600
NIEUW AMSTERDAM	14.00	2,317	32,438	2,317	32,438	929	13,006	929	13,006
SUBTOTAL	**53.25**	**12,734**	**170,263**	**12,734**	**169,421**	**4,479**	**60,156**	**4,479**	**59,856**
6/19/2019 SKG									
GOLDEN PRINCESS	15.00	2,895	43,425	2,895	43,425	1100	16,500	1,100	16,500
RADIANCE OF THE SEAS	9.50	2,334	22,173	2,334	23,340	858	8,151	858	8,580
NORWEGIAN JOY	10.00	4,182	41,820	4,182	41,820	1821	18,210	1,821	18,210

12

Skagway — **2019 SE ALASKA CRUISE SHIP SEASON** — **SCENARIO: MAXIMUM**

Cruise Ships			Passengers				Crew			
Ship	In-port Hours	Aboard Estimate	Aboard Hours	Ashore Estimate	Ashore Hours	Aboard Crew	Aboard Hours	Ashore Estimate	Ashore Hours
NORWEGIAN BLISS	13.25	4,404	58,353	4,404	57,252	1716	22,737	1,716	22,308
AMERICAN CONSTELLATION	16.00	193	3,088	193	3,088	43	688	43	688
SUBTOTAL	**63.75**	**14,008**	**168,859**	**14,008**	**168,925**	**5,538**	**66,286**	**5,538**	**66,286**
6/20/2019 SKG									
AMERICAN CONSTELLATION	5.00	193	965	193	965	43	215	43	215
GRAND PRINCESS	15.00	2,862	42,930	2,862	42,930	1150	17,250	1,150	17,250
STAR PRINCESS	10.00	2,856	28,560	2,856	28,560	1100	11,000	1,100	11,000
WESTERDAM	14.00	2,165	30,310	2,165	30,310	817	11,438	817	11,438
DISNEY WONDER	12.50	1,929	24,113	1,929	25,077	947	11,838	947	12,311
SUBTOTAL	**56.50**	**10,005**	**126,878**	**10,005**	**127,842**	**4,057**	**51,741**	**4,057**	**52,214**
6/21/2019 SKG									
CARNIVAL LEGEND	14.00	2,336	32,704	2,336	32,704	961	13,454	961	13,454
VIKING ORION	10.00	1,023	10,230	1,023	10,230	465	4,650	465	4,650
NORWEGIAN JEWEL	12.00	2,627	31,524	2,627	31,524	1100	13,200	1,100	13,200
SUBTOTAL	**36.00**	**5,986**	**74,458**	**5,986**	**74,458**	**2,526**	**31,304**	**2,526**	**31,304**
6/22/2019 SKG									
CORAL PRINCESS	13.50	2,200	29,700	2,200	30,800	895	12,083	895	12,530
VOLENDAM	14.00	1,575	22,050	1,575	22,050	647	9,058	647	9,058
SUBTOTAL	**27.50**	**3,775**	**51,750**	**3,775**	**52,850**	**1,542**	**21,141**	**1,542**	**21,588**

13

2019 SE ALASKA CRUISE SHIP SEASON — **SCENARIO: MAXIMUM**

Skagway	Cruise Ships		Passengers				Crew			
	Ship	In-port Hours	Aboard Estimate	Aboard Hours	Ashore Estimate	Ashore Hours	Aboard Crew	Aboard Hours	Ashore Estimate	Ashore Hours
6/23/2019	SKG									
	AMERICAN CONSTELLATION	19.00	193	3,667	193	3,667	43	817	43	817
	ISLAND PRINCESS	14.50	2,435	35,308	2,435	36,525	900	13,050	900	13,500
	SEVEN SEAS MARINER	8.00	779	6,232	779	6,232	440	3,520	440	3,520
	REGATTA	10.00	768	7,680	768	7,680	372	3,720	372	3,720
	SUBTOTAL	**51.50**	**4,175**	**52,887**	**4,175**	**54,104**	**1,755**	**21,107**	**1,755**	**21,557**
6/24/2019	SKG									
	AMERICAN CONSTELLATION	5.00	193	965	193	965	43	215	43	215
	QUEEN ELIZABETH	13.00	2,285	29,705	2,285	29,705	900	11,700	900	11,700
	OVATION OF THE SEAS	13.50	4,578	61,803	4,578	64,092	1300	17,550	1,300	18,200
	RADIANCE OF THE SEAS	13.50	2,334	31,509	2,334	32,676	858	11,583	858	12,012
	SUBTOTAL	**45.00**	**9,390**	**123,982**	**9,390**	**127,438**	**3,101**	**41,048**	**3,101**	**42,127**
6/25/2019	SKG									
	GOLDEN PRINCESS	15.00	2,895	43,425	2,895	43,425	1100	16,500	1,100	16,500
	SOLSTICE	11.00	3,135	34,485	3,135	34,485	1000	11,000	1,000	11,000
	RUBY PRINCESS	13.25	3,366	44,600	3,366	43,758	1200	15,900	1,200	15,600
	NIEUW AMSTERDAM	14.00	2,317	32,438	2,317	32,438	929	13,006	929	13,006
	SUBTOTAL	**53.25**	**11,713**	**154,948**	**11,713**	**154,106**	**4,229**	**56,406**	**4,229**	**56,106**

Skagway — **2019 SE ALASKA CRUISE SHIP SEASON** — **SCENARIO: MAXIMUM**

Cruise Ships			Passengers				Crew			
Ship		In-port Hours	Aboard Estimate	Aboard Hours	Ashore Estimate	Ashore Hours	Aboard Crew	Aboard Hours	Ashore Estimate	Ashore Hours
6/26/2019	SKG									
ROYAL PRINCESS		14.50	3,916	56,782	3,916	58,740	1350	19,575	1,350	20,250
MILLENNIUM		9.00	2,374	21,366	2,374	21,366	997	8,973	997	8,973
NORWEGIAN BLISS		13.25	4,404	58,353	4,404	57,252	1716	22,737	1,716	22,308
SUBTOTAL		**36.75**	**10,694**	**136,501**	**10,694**	**137,358**	**4,063**	**51,285**	**4,063**	**51,531**
6/27/2019	SKG									
STAR PRINCESS		10.50	2,856	29,988	2,856	31,416	1100	11,550	1,100	12,100
AZAMARA QUEST		10.00	781	7,810	781	7,810	408	4,080	408	4,080
NOORDAM		14.00	2,169	30,366	2,169	30,366	820	11,480	820	11,480
DISNEY WONDER		12.50	1,929	24,113	1,929	25,077	947	11,838	947	12,311
BARANOF DREAM		7.00	41	287	41	287	19	133	19	133
SUBTOTAL		**54.00**	**7,776**	**92,564**	**7,776**	**94,956**	**3,294**	**39,081**	**3,294**	**40,104**
6/28/2019	SKG									
NORWEGIAN JEWEL		10.00	2,627	26,270	2,627	26,270	1100	11,000	1,100	11,000
CRYSTAL SYMPHONY		12.00	994	11,928	994	11,928	530	6,360	530	6,360
CARNIVAL LEGEND		14.00	2,336	32,704	2,336	32,704	961	13,454	961	13,454
SUBTOTAL		**36.00**	**5,957**	**70,902**	**5,957**	**70,902**	**2,591**	**30,814**	**2,591**	**30,814**
6/29/2019	SKG									
ISLAND PRINCESS		14.50	2,435	35,308	2,435	36,525	900	13,050	900	13,500

15

Skagway — **2019 SE ALASKA CRUISE SHIP SEASON** — **SCENARIO: MAXIMUM**

Cruise Ships			Passengers				Crew			
Ship	In-port Hours	Aboard Estimate	Aboard Hours	Ashore Estimate	Ashore Hours	Aboard Crew	Aboard Hours	Ashore Estimate	Ashore Hours
GRAND PRINCESS	13.75	2,862	39,353	2,862	40,068	1150	15,813	1,150	16,100
ASUKA II	10.00	959	9,590	959	9,590	545	5,450	545	5,450
VOLENDAM	14.00	1,575	22,050	1,575	22,050	647	9,058	647	9,058
SUBTOTAL	**52.25**	**7,831**	**106,301**	**7,831**	**108,233**	**3,242**	**43,371**	**3,242**	**44,108**
6/30/2019 SKG									
CORAL PRINCESS	14.00	2,200	30,800	2,200	30,800	895	12,530	895	12,530
SEVEN SEAS MARINER	10.00	779	7,790	779	7,790	440	4,400	440	4,400
VIKING ORION	10.00	1,023	10,230	1,023	10,230	465	4,650	465	4,650
SUBTOTAL	**34.00**	**4,002**	**48,820**	**4,002**	**48,820**	**1,800**	**21,580**	**1,800**	**21,580**
7/1/2019 SKG									
MILLENNIUM	13.50	2,374	32,049	2,374	33,236	997	13,460	997	13,958
OVATION OF THE SEAS	13.50	4,578	61,803	4,578	64,092	1300	17,550	1,300	18,200
SILVER MUSE	9.50	656	6,232	656	6,560	408	3,876	408	4,080
AMERICAN CONSTELLATION	9.00	193	1,737	193	1,737	43	387	43	387
SUBTOTAL	**45.50**	**7,801**	**101,821**	**7,801**	**105,625**	**2,748**	**35,273**	**2,748**	**36,625**
7/2/2019 SKG									
ROYAL PRINCESS	15.00	3,916	58,740	3,916	58,740	1350	20,250	1,350	20,250
SOLSTICE	11.00	3,135	34,485	3,135	34,485	1000	11,000	1,000	11,000
RUBY PRINCESS	13.25	3,366	44,600	3,366	43,758	1200	15,900	1,200	15,600
NIEUW AMSTERDAM	14.00	2,317	32,438	2,317	32,438	929	13,006	929	13,006

Skagway — **2019 SE ALASKA CRUISE SHIP SEASON** — **SCENARIO: MAXIMUM**

	Cruise Ships		Passengers				Crew			
	Ship	In-port Hours	Aboard Estimate	Aboard Hours	Ashore Estimate	Ashore Hours	Aboard Crew	Aboard Hours	Ashore Estimate	Ashore Hours
	ALASKAN DREAM	5.50	44	242	44	264	18	99	18	108
	SUBTOTAL	**58.75**	**12,778**	**170,505**	**12,778**	**169,685**	**4,497**	**60,255**	**4,497**	**59,964**
7/3/2019	SKG									
	GOLDEN PRINCESS	15.00	2,895	43,425	2,895	43,425	1100	16,500	1,100	16,500
	RADIANCE OF THE SEAS	9.50	2,334	22,173	2,334	23,340	858	8,151	858	8,580
	NORWEGIAN JOY	10.00	4,182	41,820	4,182	41,820	1821	18,210	1,821	18,210
	NORWEGIAN BLISS	13.25	4,404	58,353	4,404	57,252	1716	22,737	1,716	22,308
	SUBTOTAL	**47.75**	**13,815**	**165,771**	**13,815**	**165,837**	**5,495**	**65,598**	**5,495**	**65,598**
7/4/2019	SKG									
	STAR PRINCESS	10.00	2,856	28,560	2,856	28,560	1100	11,000	1,100	11,000
	WESTERDAM	14.00	2,165	30,310	2,165	30,310	817	11,438	817	11,438
	DISNEY WONDER	12.50	1,929	24,113	1,929	25,077	947	11,838	947	12,311
	REGATTA	10.50	768	8,064	768	8,448	372	3,906	372	4,092
	SUBTOTAL	**47.00**	**7,718**	**91,047**	**7,718**	**92,395**	**3,236**	**38,182**	**3,236**	**38,841**
7/5/2019	SKG									
	SUN PRINCESS	13.50	2,218	29,943	2,218	31,052	924	12,474	924	12,936
	CARNIVAL LEGEND	14.00	2,336	32,704	2,336	32,704	961	13,454	961	13,454
	AMSTERDAM	9.00	1,518	13,662	1,518	13,662	647	5,823	647	5,823
	NORWEGIAN JEWEL	12.00	2,627	31,524	2,627	31,524	1100	13,200	1,100	13,200
	SUBTOTAL	**48.50**	**8,699**	**107,833**	**8,699**	**108,942**	**3,632**	**44,951**	**3,632**	**45,413**

Skagway — **2019 SE ALASKA CRUISE SHIP SEASON** — **SCENARIO: MAXIMUM**

Cruise Ships		Passengers				Crew			
Ship	In-port Hours	Aboard Estimate	Aboard Hours	Ashore Estimate	Ashore Hours	Aboard Crew	Aboard Hours	Ashore Estimate	Ashore Hours
7/6/2019 SKG									
CORAL PRINCESS	13.50	2,200	29,700	2,200	30,800	895	12,083	895	12,530
VOLENDAM	14.00	1,575	22,050	1,575	22,050	647	9,058	647	9,058
SUBTOTAL	**27.50**	**3,775**	**51,750**	**3,775**	**52,850**	**1,542**	**21,141**	**1,542**	**21,588**
7/7/2019 SKG									
ISLAND PRINCESS	14.50	2,435	35,308	2,435	36,525	900	13,050	900	13,500
SEVEN SEAS MARINER	10.00	779	7,790	779	7,790	440	4,400	440	4,400
SILVER MUSE	9.00	656	5,904	656	5,904	408	3,672	408	3,672
SUBTOTAL	**33.50**	**3,870**	**49,002**	**3,870**	**50,219**	**1,748**	**21,122**	**1,748**	**21,572**
7/8/2019 SKG									
AZAMARA QUEST	10.00	781	7,810	781	7,810	408	4,080	408	4,080
OVATION OF THE SEAS	13.50	4,578	61,803	4,578	64,092	1300	17,550	1,300	18,200
RADIANCE OF THE SEAS	13.50	2,334	31,509	2,334	32,676	858	11,583	858	12,012
AMERICAN CONSTELLATION	9.00	193	1,737	193	1,737	43	387	43	387
SUBTOTAL	**46.00**	**7,886**	**102,859**	**7,886**	**106,315**	**2,609**	**33,600**	**2,609**	**34,679**
7/9/2019 SKG									
GOLDEN PRINCESS	15.00	2,895	43,425	2,895	43,425	1100	16,500	1,100	16,500
SOLSTICE	11.00	3,135	34,485	3,135	34,485	1000	11,000	1,000	11,000
RUBY PRINCESS	13.25	3,366	44,600	3,366	43,758	1200	15,900	1,200	15,600

Skagway — **2019 SE ALASKA CRUISE SHIP SEASON** — **SCENARIO: MAXIMUM**

Cruise Ships			Passengers				Crew			
Ship	In-port Hours	Aboard Estimate	Aboard Hours	Ashore Estimate	Ashore Hours	Aboard Crew	Aboard Hours	Ashore Estimate	Ashore Hours
NIEUW AMSTERDAM	14.00	2,317	32,438	2,317	32,438	929	13,006	929	13,006
SUBTOTAL	**53.25**	**11,713**	**154,948**	**11,713**	**154,106**	**4,229**	**56,406**	**4,229**	**56,106**
7/10/2019 SKG									
ROYAL PRINCESS	14.50	3,916	56,782	3,916	58,740	1350	19,575	1,350	20,250
MILLENNIUM	9.00	2,374	21,366	2,374	21,366	997	8,973	997	8,973
CRYSTAL SYMPHONY	9.50	994	9,443	994	9,940	530	5,035	530	5,300
NORWEGIAN BLISS	13.25	4,404	58,353	4,404	57,252	1716	22,737	1,716	22,308
SUBTOTAL	**46.25**	**11,688**	**145,944**	**11,688**	**147,298**	**4,593**	**56,320**	**4,593**	**56,831**
7/11/2019 SKG									
STAR PRINCESS	10.00	2,856	28,560	2,856	28,560	1100	11,000	1,100	11,000
NOORDAM	14.00	2,169	30,366	2,169	30,366	820	11,480	820	11,480
VIKING ORION	10.00	1,023	10,230	1,023	10,230	465	4,650	465	4,650
BARANOF DREAM	8.00	41	328	41	328	19	152	19	152
SUBTOTAL	**42.00**	**6,089**	**69,484**	**6,089**	**69,484**	**2,404**	**27,282**	**2,404**	**27,282**
7/12/2019 SKG									
NORWEGIAN JEWEL	10.00	2,627	26,270	2,627	26,270	1100	11,000	1,100	11,000
CARNIVAL LEGEND	14.00	2,336	32,704	2,336	32,704	961	13,454	961	13,454
AMSTERDAM	9.00	1,518	13,662	1,518	13,662	647	5,823	647	5,823
SUBTOTAL	**33.00**	**6,481**	**72,636**	**6,481**	**72,636**	**2,708**	**30,277**	**2,708**	**30,277**

Skagway — **2019 SE ALASKA CRUISE SHIP SEASON** — **SCENARIO: MAXIMUM**

Cruise Ships		Passengers				Crew			
Ship	In-port Hours	Aboard Estimate	Aboard Hours	Ashore Estimate	Ashore Hours	Aboard Crew	Aboard Hours	Ashore Estimate	Ashore Hours
7/13/2019 SKG									
ISLAND PRINCESS	13.50	2,435	32,873	2,435	34,090	900	12,150	900	12,600
VOLENDAM	14.00	1,575	22,050	1,575	22,050	647	9,058	647	9,058
SUBTOTAL	**27.50**	**4,010**	**54,923**	**4,010**	**56,140**	**1,547**	**21,208**	**1,547**	**21,658**
7/14/2019 SKG									
AMERICAN CONSTELLATION	19.00	193	3,667	193	3,667	43	817	43	817
CORAL PRINCESS	14.00	2,200	30,800	2,200	30,800	895	12,530	895	12,530
CRYSTAL SYMPHONY	10.00	994	9,940	994	9,940	530	5,300	530	5,300
SUBTOTAL	**43.00**	**3,387**	**44,407**	**3,387**	**44,407**	**1,468**	**18,647**	**1,468**	**18,647**
7/15/2019 SKG									
AMERICAN CONSTELLATION	5.00	193	965	193	965	43	215	43	215
MILLENNIUM	13.50	2,374	32,049	2,374	33,236	997	13,460	997	13,958
OVATION OF THE SEAS	13.50	4,578	61,803	4,578	64,092	1300	17,550	1,300	18,200
SILVER MUSE	9.50	656	6,232	656	6,560	408	3,876	408	4,080
SUBTOTAL	**41.50**	**7,801**	**101,049**	**7,801**	**104,853**	**2,748**	**35,101**	**2,748**	**36,453**
7/16/2019 SKG									
ROYAL PRINCESS	15.00	3,916	58,740	3,916	58,740	1350	20,250	1,350	20,250
SOLSTICE	11.00	3,135	34,485	3,135	34,485	1000	11,000	1,000	11,000
RUBY PRINCESS	13.25	3,366	44,600	3,366	43,758	1200	15,900	1,200	15,600

Skagway — **2019 SE ALASKA CRUISE SHIP SEASON** — **SCENARIO: MAXIMUM**

Cruise Ships			Passengers				Crew			
Ship		In-port Hours	Aboard Estimate	Aboard Hours	Ashore Estimate	Ashore Hours	Aboard Crew	Aboard Hours	Ashore Estimate	Ashore Hours
NIEUW AMSTERDAM		14.00	2,317	32,438	2,317	32,438	929	13,006	929	13,006
SUBTOTAL		**53.25**	**12,734**	**170,263**	**12,734**	**169,421**	**4,479**	**60,156**	**4,479**	**59,856**
7/17/2019	SKG									
GOLDEN PRINCESS		15.00	2,895	43,425	2,895	43,425	1100	16,500	1,100	16,500
RADIANCE OF THE SEAS		9.50	2,334	22,173	2,334	23,340	858	8,151	858	8,580
NORWEGIAN JOY		10.00	4,182	41,820	4,182	41,820	1821	18,210	1,821	18,210
NORWEGIAN BLISS		13.25	4,404	58,353	4,404	57,252	1716	22,737	1,716	22,308
SUBTOTAL		**47.75**	**13,815**	**165,771**	**13,815**	**165,837**	**5,495**	**65,598**	**5,495**	**65,598**
7/18/2019	SKG									
STAR PRINCESS		10.00	2,856	28,560	2,856	28,560	1100	11,000	1,100	11,000
WESTERDAM		14.00	2,165	30,310	2,165	30,310	817	11,438	817	11,438
SEVEN SEAS MARINER		10.00	779	7,790	779	7,790	440	4,400	440	4,400
SUBTOTAL		**34.00**	**5,800**	**66,660**	**5,800**	**66,660**	**2,357**	**26,838**	**2,357**	**26,838**
7/19/2019	SKG									
GRAND PRINCESS		13.50	2,862	38,637	2,862	40,068	1150	15,525	1,150	16,100
CARNIVAL LEGEND		14.00	2,336	32,704	2,336	32,704	961	13,454	961	13,454
NORWEGIAN JEWEL		12.00	2,627	31,524	2,627	31,524	1100	13,200	1,100	13,200
SUBTOTAL		**39.50**	**7,825**	**102,865**	**7,825**	**104,296**	**3,211**	**42,179**	**3,211**	**42,754**

21

Skagway — **2019 SE ALASKA CRUISE SHIP SEASON** — **SCENARIO: MAXIMUM**

	Cruise Ships		Passengers				Crew			
	Ship	In-port Hours	Aboard Estimate	Aboard Hours	Ashore Estimate	Ashore Hours	Aboard Crew	Aboard Hours	Ashore Estimate	Ashore Hours
7/20/2019	SKG									
	CORAL PRINCESS	13.50	2,200	29,700	2,200	30,800	895	12,083	895	12,530
	VOLENDAM	14.00	1,575	22,050	1,575	22,050	647	9,058	647	9,058
	VIKING ORION	10.00	1,023	10,230	1,023	10,230	465	4,650	465	4,650
	REGATTA	14.00	768	10,752	768	10,752	372	5,208	372	5,208
	SUBTOTAL	**51.50**	**5,566**	**72,732**	**5,566**	**73,832**	**2,379**	**30,999**	**2,379**	**31,446**
7/21/2019	SKG									
	AMERICAN CONSTELLATION	19.00	193	3,667	193	3,667	43	817	43	817
	LE SOLEAL	13.00	246	3,198	246	3,198	139	1,807	139	1,807
	ISLAND PRINCESS	14.50	2,435	35,308	2,435	36,525	900	13,050	900	13,500
	SILVER MUSE	9.00	656	5,904	656	5,904	408	3,672	408	3,672
	SUBTOTAL	**55.50**	**3,530**	**48,077**	**3,530**	**49,294**	**1,490**	**19,346**	**1,490**	**19,796**
7/22/2019	SKG									
	AMERICAN CONSTELLATION	5.00	193	965	193	965	43	215	43	215
	OVATION OF THE SEAS	13.50	4,578	61,803	4,578	64,092	1300	17,550	1,300	18,200
	RADIANCE OF THE SEAS	13.50	2,334	31,509	2,334	32,676	858	11,583	858	12,012
	SUBTOTAL	**32.00**	**7,105**	**94,277**	**7,105**	**97,733**	**2,201**	**29,348**	**2,201**	**30,427**
7/23/2019	SKG									
	GOLDEN PRINCESS	15.00	2,895	43,425	2,895	43,425	1100	16,500	1,100	16,500

Skagway — **2019 SE ALASKA CRUISE SHIP SEASON** — **SCENARIO: MAXIMUM**

Cruise Ships			Passengers				Crew			
Ship	In-port Hours	Aboard Estimate	Aboard Hours	Ashore Estimate	Ashore Hours	Aboard Crew	Aboard Hours	Ashore Estimate	Ashore Hours
SOLSTICE	11.00	3,135	34,485	3,135	34,485	1000	11,000	1,000	11,000
RUBY PRINCESS	13.25	3,366	44,600	3,366	43,758	1200	15,900	1,200	15,600
NIEUW AMSTERDAM	14.00	2,317	32,438	2,317	32,438	929	13,006	929	13,006
SUBTOTAL	**53.25**	**11,713**	**154,948**	**11,713**	**154,106**	**4,229**	**56,406**	**4,229**	**56,106**
7/24/2019 SKG									
ROYAL PRINCESS	14.50	3,916	56,782	3,916	58,740	1350	19,575	1,350	20,250
MILLENNIUM	9.00	2,374	21,366	2,374	21,366	997	8,973	997	8,973
NORWEGIAN BLISS	13.25	4,404	58,353	4,404	57,252	1716	22,737	1,716	22,308
SUBTOTAL	**36.75**	**10,694**	**136,501**	**10,694**	**137,358**	**4,063**	**51,285**	**4,063**	**51,531**
7/25/2019 SKG									
STAR PRINCESS	10.50	2,856	29,988	2,856	31,416	1100	11,550	1,100	12,100
AZAMARA QUEST	9.00	781	7,029	781	7,029	408	3,672	408	3,672
NOORDAM	14.00	2,169	30,366	2,169	30,366	820	11,480	820	11,480
DISNEY WONDER	12.50	1,929	24,113	1,929	25,077	947	11,838	947	12,311
SUBTOTAL	**46.00**	**7,735**	**91,496**	**7,735**	**93,888**	**3,275**	**38,540**	**3,275**	**39,563**
7/26/2019 SKG									
NORWEGIAN JEWEL	10.00	2,627	26,270	2,627	26,270	1100	11,000	1,100	11,000
CARNIVAL LEGEND	14.00	2,336	32,704	2,336	32,704	961	13,454	961	13,454
SUBTOTAL	**24.00**	**4,963**	**58,974**	**4,963**	**58,974**	**2,061**	**24,454**	**2,061**	**24,454**

Skagway — **2019 SE ALASKA CRUISE SHIP SEASON** — **SCENARIO: MAXIMUM**

Cruise Ships		Passengers				Crew			
Ship	In-port Hours	Aboard Estimate	Aboard Hours	Ashore Estimate	Ashore Hours	Aboard Crew	Aboard Hours	Ashore Estimate	Ashore Hours
7/27/2019 SKG									
CRYSTAL SYMPHONY	8.50	994	8,449	994	8,946	530	4,505	530	4,770
ISLAND PRINCESS	13.50	2,435	32,873	2,435	34,090	900	12,150	900	12,600
VOLENDAM	14.00	1,575	22,050	1,575	22,050	647	9,058	647	9,058
SUBTOTAL	**36.00**	**5,004**	**63,372**	**5,004**	**65,086**	**2,077**	**25,713**	**2,077**	**26,428**
7/28/2019 SKG									
CORAL PRINCESS	14.00	2,200	30,800	2,200	30,800	895	12,530	895	12,530
SEVEN SEAS MARINER	10.00	779	7,790	779	7,790	440	4,400	440	4,400
SUBTOTAL	**24.00**	**2,979**	**38,590**	**2,979**	**38,590**	**1,335**	**16,930**	**1,335**	**16,930**
7/29/2019 SKG									
MILLENNIUM	13.50	2,374	32,049	2,374	33,236	997	13,460	997	13,958
OVATION OF THE SEAS	13.50	4,578	61,803	4,578	64,092	1300	17,550	1,300	18,200
SILVER MUSE	9.50	656	6,232	656	6,560	408	3,876	408	4,080
VIKING ORION	10.00	1,023	10,230	1,023	10,230	465	4,650	465	4,650
AMERICAN CONSTELLATION	9.00	193	1,737	193	1,737	43	387	43	387
SUBTOTAL	**55.50**	**8,824**	**112,051**	**8,824**	**115,855**	**3,213**	**39,923**	**3,213**	**41,275**
7/30/2019 SKG									
ROYAL PRINCESS	15.00	3,916	58,740	3,916	58,740	1350	20,250	1,350	20,250
SOLSTICE	11.00	3,135	34,485	3,135	34,485	1000	11,000	1,000	11,000

Skagway — **2019 SE ALASKA CRUISE SHIP SEASON** — **SCENARIO: MAXIMUM**

Cruise Ships		Passengers				Crew			
Ship	In-port Hours	Aboard Estimate	Aboard Hours	Ashore Estimate	Ashore Hours	Aboard Crew	Aboard Hours	Ashore Estimate	Ashore Hours
RUBY PRINCESS	13.25	3,366	44,600	3,366	43,758	1200	15,900	1,200	15,600
NIEUW AMSTERDAM	14.00	2,317	32,438	2,317	32,438	929	13,006	929	13,006
SUBTOTAL	**53.25**	**12,734**	**170,263**	**12,734**	**169,421**	**4,479**	**60,156**	**4,479**	**59,856**
7/31/2019 SKG									
GOLDEN PRINCESS	15.00	2,895	43,425	2,895	43,425	1100	16,500	1,100	16,500
RADIANCE OF THE SEAS	9.50	2,334	22,173	2,334	23,340	858	8,151	858	8,580
NORWEGIAN JOY	10.00	4,182	41,820	4,182	41,820	1821	18,210	1,821	18,210
NORWEGIAN BLISS	13.25	4,404	58,353	4,404	57,252	1716	22,737	1,716	22,308
BARANOF DREAM	8.00	41	328	41	328	19	152	19	152
SUBTOTAL	**55.75**	**13,856**	**166,099**	**13,856**	**166,165**	**5,514**	**65,750**	**5,514**	**65,750**
8/1/2019 SKG									
STAR PRINCESS	10.50	2,856	29,988	2,856	31,416	1100	11,550	1,100	12,100
REGATTA	9.00	768	6,912	768	6,912	372	3,348	372	3,348
WESTERDAM	14.00	2,165	30,310	2,165	30,310	817	11,438	817	11,438
DISNEY WONDER	12.50	1,929	24,113	1,929	25,077	947	11,838	947	12,311
ALASKAN DREAM	5.00	44	220	44	220	18	90	18	90
SUBTOTAL	**51.00**	**7,762**	**91,543**	**7,762**	**93,935**	**3,254**	**38,264**	**3,254**	**39,287**
8/2/2019 SKG									
LE SOLEAL	13.00	246	3,198	246	3,198	139	1,807	139	1,807
CRYSTAL SYMPHONY	11.00	994	10,934	994	10,934	530	5,830	530	5,830

Skagway — **2019 SE ALASKA CRUISE SHIP SEASON** — **SCENARIO: MAXIMUM**

Cruise Ships		Passengers				Crew			
Ship	In-port Hours	Aboard Estimate	Aboard Hours	Ashore Estimate	Ashore Hours	Aboard Crew	Aboard Hours	Ashore Estimate	Ashore Hours
CARNIVAL LEGEND	14.00	2,336	32,704	2,336	32,704	961	13,454	961	13,454
NORWEGIAN JEWEL	12.00	2,627	31,524	2,627	31,524	1100	13,200	1,100	13,200
SUBTOTAL	**50.00**	**6,203**	**78,360**	**6,203**	**78,360**	**2,730**	**34,291**	**2,730**	**34,291**
8/3/2019 SKG									
CORAL PRINCESS	13.50	2,200	29,700	2,200	30,800	895	12,083	895	12,530
VOLENDAM	14.00	1,575	22,050	1,575	22,050	647	9,058	647	9,058
AZAMARA QUEST	9.50	781	7,420	781	7,810	408	3,876	408	4,080
SUBTOTAL	**37.00**	**4,556**	**59,170**	**4,556**	**60,660**	**1,950**	**25,017**	**1,950**	**25,668**
8/4/2019 SKG									
LE SOLEAL	13.00	246	3,198	246	3,198	139	1,807	139	1,807
ISLAND PRINCESS	14.50	2,435	35,308	2,435	36,525	900	13,050	900	13,500
SEVEN SEAS MARINER	8.00	779	6,232	779	6,232	440	3,520	440	3,520
SILVER MUSE	9.00	656	5,904	656	5,904	408	3,672	408	3,672
SUBTOTAL	**44.50**	**4,116**	**50,642**	**4,116**	**51,859**	**1,887**	**22,049**	**1,887**	**22,499**
8/5/2019 SKG									
OVATION OF THE SEAS	13.50	4,578	61,803	4,578	64,092	1300	17,550	1,300	18,200
RADIANCE OF THE SEAS	13.50	2,334	31,509	2,334	32,676	858	11,583	858	12,012
AMERICAN CONSTELLATION	9.00	193	1,737	193	1,737	43	387	43	387
SUBTOTAL	**36.00**	**7,105**	**95,049**	**7,105**	**98,505**	**2,201**	**29,520**	**2,201**	**30,599**

Skagway — **2019 SE ALASKA CRUISE SHIP SEASON** — **SCENARIO: MAXIMUM**

Cruise Ships			Passengers				Crew			
Ship	In-port Hours	Aboard Estimate	Aboard Hours	Ashore Estimate	Ashore Hours	Aboard Crew	Aboard Hours	Ashore Estimate	Ashore Hours
8/6/2019 SKG									
GOLDEN PRINCESS	15.00	2,895	43,425	2,895	43,425	1100	16,500	1,100	16,500
SOLSTICE	11.00	3,135	34,485	3,135	34,485	1000	11,000	1,000	11,000
RUBY PRINCESS	13.25	3,366	44,600	3,366	43,758	1200	15,900	1,200	15,600
NIEUW AMSTERDAM	14.00	2,317	32,438	2,317	32,438	929	13,006	929	13,006
SUBTOTAL	**53.25**	**11,713**	**154,948**	**11,713**	**154,106**	**4,229**	**56,406**	**4,229**	**56,106**
8/7/2019 SKG									
ROYAL PRINCESS	14.50	3,916	56,782	3,916	58,740	1350	19,575	1,350	20,250
MILLENNIUM	9.00	2,374	21,366	2,374	21,366	997	8,973	997	8,973
NORWEGIAN BLISS	13.25	4,404	58,353	4,404	57,252	1716	22,737	1,716	22,308
SUBTOTAL	**36.75**	**10,694**	**136,501**	**10,694**	**137,358**	**4,063**	**51,285**	**4,063**	**51,531**
8/8/2019 SKG									
STAR PRINCESS	10.00	2,856	28,560	2,856	28,560	1100	11,000	1,100	11,000
NOORDAM	14.00	2,169	30,366	2,169	30,366	820	11,480	820	11,480
DISNEY WONDER	12.50	1,929	24,113	1,929	25,077	947	11,838	947	12,311
SUBTOTAL	**36.50**	**6,954**	**83,039**	**6,954**	**84,003**	**2,867**	**34,318**	**2,867**	**34,791**
8/9/2019 SKG									
VIKING ORION	12.00	1,023	12,276	1,023	12,276	465	5,580	465	5,580
NORWEGIAN JEWEL	10.00	2,627	26,270	2,627	26,270	1100	11,000	1,100	11,000

Skagway — **2019 SE ALASKA CRUISE SHIP SEASON** — **SCENARIO: MAXIMUM**

Cruise Ships			Passengers				Crew			
Ship	In-port Hours	Aboard Estimate	Aboard Hours	Ashore Estimate	Ashore Hours	Aboard Crew	Aboard Hours	Ashore Estimate	Ashore Hours
GRAND PRINCESS	13.50	2,862	38,637	2,862	40,068	1150	15,525	1,150	16,100
CARNIVAL LEGEND	14.00	2,336	32,704	2,336	32,704	961	13,454	961	13,454
SUBTOTAL	**49.50**	**8,848**	**109,887**	**8,848**	**111,318**	**3,676**	**45,559**	**3,676**	**46,134**
8/10/2019 SKG									
ISLAND PRINCESS	13.50	2,435	32,873	2,435	34,090	900	12,150	900	12,600
VOLENDAM	14.00	1,575	22,050	1,575	22,050	647	9,058	647	9,058
SUBTOTAL	**27.50**	**4,010**	**54,923**	**4,010**	**56,140**	**1,547**	**21,208**	**1,547**	**21,658**
8/11/2019 SKG									
AMERICAN CONSTELLATION	19.00	193	3,667	193	3,667	43	817	43	817
CORAL PRINCESS	14.00	2,200	30,800	2,200	30,800	895	12,530	895	12,530
SEVEN SEAS MARINER	10.00	779	7,790	779	7,790	440	4,400	440	4,400
SUBTOTAL	**43.00**	**3,172**	**42,257**	**3,172**	**42,257**	**1,378**	**17,747**	**1,378**	**17,747**
8/12/2019 SKG									
AMERICAN CONSTELLATION	5.00	193	965	193	965	43	215	43	215
MILLENNIUM	13.50	2,374	32,049	2,374	33,236	997	13,460	997	13,958
OVATION OF THE SEAS	13.50	4,578	61,803	4,578	64,092	1300	17,550	1,300	18,200
SILVER MUSE	9.50	656	6,232	656	6,560	408	3,876	408	4,080
SUBTOTAL	**41.50**	**7,801**	**101,049**	**7,801**	**104,853**	**2,748**	**35,101**	**2,748**	**36,453**

Skagway — **2019 SE ALASKA CRUISE SHIP SEASON** — **SCENARIO: MAXIMUM**

Cruise Ships			Passengers				Crew			
	Ship	In-port Hours	Aboard Estimate	Aboard Hours	Ashore Estimate	Ashore Hours	Aboard Crew	Aboard Hours	Ashore Estimate	Ashore Hours
8/13/2019	SKG									
	ROYAL PRINCESS	15.00	3,916	58,740	3,916	58,740	1350	20,250	1,350	20,250
	SOLSTICE	11.00	3,135	34,485	3,135	34,485	1000	11,000	1,000	11,000
	RUBY PRINCESS	13.25	3,366	44,600	3,366	43,758	1200	15,900	1,200	15,600
	NIEUW AMSTERDAM	14.00	2,317	32,438	2,317	32,438	929	13,006	929	13,006
	SUBTOTAL	**53.25**	**12,734**	**170,263**	**12,734**	**169,421**	**4,479**	**60,156**	**4,479**	**59,856**
8/14/2019	SKG									
	GOLDEN PRINCESS	15.00	2,895	43,425	2,895	43,425	1100	16,500	1,100	16,500
	RADIANCE OF THE SEAS	9.50	2,334	22,173	2,334	23,340	858	8,151	858	8,580
	NORWEGIAN JOY	10.00	4,182	41,820	4,182	41,820	1821	18,210	1,821	18,210
	NORWEGIAN BLISS	13.25	4,404	58,353	4,404	57,252	1716	22,737	1,716	22,308
	SUBTOTAL	**47.75**	**13,815**	**165,771**	**13,815**	**165,837**	**5,495**	**65,598**	**5,495**	**65,598**
8/15/2019	SKG									
	STAR PRINCESS	10.50	2,856	29,988	2,856	31,416	1100	11,550	1,100	12,100
	WESTERDAM	14.00	2,165	30,310	2,165	30,310	817	11,438	817	11,438
	DISNEY WONDER	12.50	1,929	24,113	1,929	25,077	947	11,838	947	12,311
	REGATTA	8.00	768	6,144	768	6,144	372	2,976	372	2,976
	SUBTOTAL	**45.00**	**7,718**	**90,555**	**7,718**	**92,947**	**3,236**	**37,802**	**3,236**	**38,825**

29

Skagway — **2019 SE ALASKA CRUISE SHIP SEASON** — **SCENARIO: MAXIMUM**

Cruise Ships			Passengers				Crew			
	Ship	In-port Hours	Aboard Estimate	Aboard Hours	Ashore Estimate	Ashore Hours	Aboard Crew	Aboard Hours	Ashore Estimate	Ashore Hours
8/16/2019	SKG									
	CARNIVAL LEGEND	14.00	2,336	32,704	2,336	32,704	961	13,454	961	13,454
	NORWEGIAN JEWEL	12.00	2,627	31,524	2,627	31,524	1100	13,200	1,100	13,200
	SUBTOTAL	**26.00**	**4,963**	**64,228**	**4,963**	**64,228**	**2,061**	**26,654**	**2,061**	**26,654**
8/17/2019	SKG									
	CORAL PRINCESS	13.50	2,200	29,700	2,200	30,800	895	12,083	895	12,530
	VOLENDAM	14.00	1,575	22,050	1,575	22,050	647	9,058	647	9,058
	SUBTOTAL	**27.50**	**3,775**	**51,750**	**3,775**	**52,850**	**1,542**	**21,141**	**1,542**	**21,588**
8/18/2019	SKG									
	AMERICAN CONSTELLATION	19.00	193	3,667	193	3,667	43	817	43	817
	ISLAND PRINCESS	14.00	2,435	34,090	2,435	34,090	900	12,600	900	12,600
	SEVEN SEAS MARINER	8.00	779	6,232	779	6,232	440	3,520	440	3,520
	SILVER MUSE	9.00	656	5,904	656	5,904	408	3,672	408	3,672
	SUBTOTAL	**50.00**	**4,063**	**49,893**	**4,063**	**49,893**	**1,791**	**20,609**	**1,791**	**20,609**
8/19/2019	SKG									
	AMERICAN CONSTELLATION	5.00	193	965	193	965	43	215	43	215
	GRAND PRINCESS	13.25	2,862	37,922	2,862	37,206	1150	15,238	1,150	14,950
	OVATION OF THE SEAS	13.50	4,578	61,803	4,578	64,092	1300	17,550	1,300	18,200
	RADIANCE OF THE SEAS	13.50	2,334	31,509	2,334	32,676	858	11,583	858	12,012

Skagway — **2019 SE ALASKA CRUISE SHIP SEASON** — **SCENARIO: MAXIMUM**

Cruise Ships			Passengers				Crew			
	Ship	In-port Hours	Aboard Estimate	Aboard Hours	Ashore Estimate	Ashore Hours	Aboard Crew	Aboard Hours	Ashore Estimate	Ashore Hours
	SUBTOTAL	**45.25**	**9,967**	**132,199**	**9,967**	**134,939**	**3,351**	**44,586**	**3,351**	**45,377**
8/20/2019	SKG									
	GOLDEN PRINCESS	15.00	2,895	43,425	2,895	43,425	1100	16,500	1,100	16,500
	SOLSTICE	11.00	3,135	34,485	3,135	34,485	1000	11,000	1,000	11,000
	RUBY PRINCESS	13.25	3,366	44,600	3,366	43,758	1200	15,900	1,200	15,600
	NIEUW AMSTERDAM	14.00	2,317	32,438	2,317	32,438	929	13,006	929	13,006
	SUBTOTAL	**53.25**	**11,713**	**154,948**	**11,713**	**154,106**	**4,229**	**56,406**	**4,229**	**56,106**
8/21/2019	SKG									
	ROYAL PRINCESS	14.50	3,916	56,782	3,916	58,740	1350	19,575	1,350	20,250
	MILLENNIUM	9.00	2,374	21,366	2,374	21,366	997	8,973	997	8,973
	NORWEGIAN BLISS	13.25	4,404	58,353	4,404	57,252	1716	22,737	1,716	22,308
	SUBTOTAL	**36.75**	**10,694**	**136,501**	**10,694**	**137,358**	**4,063**	**51,285**	**4,063**	**51,531**
8/22/2019	SKG									
	STAR PRINCESS	10.00	2,856	28,560	2,856	28,560	1100	11,000	1,100	11,000
	NOORDAM	14.00	2,169	30,366	2,169	30,366	820	11,480	820	11,480
	DISNEY WONDER	12.50	1,929	24,113	1,929	25,077	947	11,838	947	12,311
	BARANOF DREAM	8.00	41	328	41	328	19	152	19	152
	SUBTOTAL	**44.50**	**6,995**	**83,367**	**6,995**	**84,331**	**2,886**	**34,470**	**2,886**	**34,943**

Skagway — **2019 SE ALASKA CRUISE SHIP SEASON** — **SCENARIO: MAXIMUM**

Cruise Ships			Passengers				Crew			
Ship	In-port Hours	Aboard Estimate	Aboard Hours	Ashore Estimate	Ashore Hours	Aboard Crew	Aboard Hours	Ashore Estimate	Ashore Hours
8/23/2019 SKG									
NORWEGIAN JEWEL	10.00	2,627	26,270	2,627	26,270	1100	11,000	1,100	11,000
CARNIVAL LEGEND	14.00	2,336	32,704	2,336	32,704	961	13,454	961	13,454
SUBTOTAL	**24.00**	**4,963**	**58,974**	**4,963**	**58,974**	**2,061**	**24,454**	**2,061**	**24,454**
8/24/2019 SKG									
CRYSTAL SYMPHONY	11.00	994	10,934	994	10,934	530	5,830	530	5,830
ISLAND PRINCESS	13.50	2,435	32,873	2,435	34,090	900	12,150	900	12,600
VOLENDAM	14.00	1,575	22,050	1,575	22,050	647	9,058	647	9,058
ALASKAN DREAM	5.50	44	242	44	264	18	99	18	108
SUBTOTAL	**44.00**	**5,048**	**66,099**	**5,048**	**67,338**	**2,095**	**27,137**	**2,095**	**27,596**
8/25/2019 SKG									
AMERICAN CONSTELLATION	19.00	193	3,667	193	3,667	43	817	43	817
CORAL PRINCESS	14.00	0	0	0	0		0	0	0
SEVEN SEAS MARINER	10.00	779	7,790	779	7,790	440	4,400	440	4,400
SUBTOTAL	**43.00**	**972**	**11,457**	**972**	**11,457**	**483**	**5,217**	**483**	**5,217**
8/26/2019 SKG									
AMERICAN CONSTELLATION	5.00	193	965	193	965	43	215	43	215
MILLENNIUM	13.50	2,374	32,049	2,374	33,236	997	13,460	997	13,958
OVATION OF THE SEAS	13.50	4,578	61,803	4,578	64,092	1300	17,550	1,300	18,200

Skagway — **2019 SE ALASKA CRUISE SHIP SEASON** — **SCENARIO: MAXIMUM**

Cruise Ships			Passengers				Crew			
Ship	In-port Hours	Aboard Estimate	Aboard Hours	Ashore Estimate	Ashore Hours	Aboard Crew	Aboard Hours	Ashore Estimate	Ashore Hours
SILVER MUSE	9.50	656	6,232	656	6,560	408	3,876	408	4,080
BARANOF DREAM	6.00	41	246	41	246	19	114	19	114
SUBTOTAL	**47.50**	**7,842**	**101,295**	**7,842**	**105,099**	**2,767**	**35,215**	**2,767**	**36,567**
8/27/2019 SKG									
ROYAL PRINCESS	15.00	3,916	58,740	3,916	58,740	1350	20,250	1,350	20,250
SOLSTICE	11.00	3,135	34,485	3,135	34,485	1000	11,000	1,000	11,000
RUBY PRINCESS	13.25	3,366	44,600	3,366	43,758	1200	15,900	1,200	15,600
NIEUW AMSTERDAM	14.00	2,317	32,438	2,317	32,438	929	13,006	929	13,006
SUBTOTAL	**53.25**	**12,734**	**170,263**	**12,734**	**169,421**	**4,479**	**60,156**	**4,479**	**59,856**
8/28/2019 SKG									
GOLDEN PRINCESS	15.00	2,895	43,425	2,895	43,425	1100	16,500	1,100	16,500
RADIANCE OF THE SEAS	9.50	2,334	22,173	2,334	23,340	858	8,151	858	8,580
NORWEGIAN JOY	10.00	4,182	41,820	4,182	41,820	1821	18,210	1,821	18,210
NORWEGIAN BLISS	13.25	4,404	58,353	4,404	57,252	1716	22,737	1,716	22,308
SUBTOTAL	**47.75**	**13,815**	**165,771**	**13,815**	**165,837**	**5,495**	**65,598**	**5,495**	**65,598**
8/29/2019 SKG									
GRAND PRINCESS	15.00	2,862	42,930	2,862	42,930	1150	17,250	1,150	17,250
STAR PRINCESS	10.00	2,856	28,560	2,856	28,560	1100	11,000	1,100	11,000
WESTERDAM	14.00	2,165	30,310	2,165	30,310	817	11,438	817	11,438
DISNEY WONDER	12.50	1,929	24,113	1,929	25,077	947	11,838	947	12,311

33

Skagway — **2019 SE ALASKA CRUISE SHIP SEASON** — **SCENARIO: MAXIMUM**

Cruise Ships			Passengers				Crew			
Ship	In-port Hours	Aboard Estimate	Aboard Hours	Ashore Estimate	Ashore Hours	Aboard Crew	Aboard Hours	Ashore Estimate	Ashore Hours
SUBTOTAL	**51.50**	**9,812**	**125,913**	**9,812**	**126,877**	**4,014**	**51,526**	**4,014**	**51,999**
8/30/2019 SKG									
CARNIVAL LEGEND	14.00	2,336	32,704	2,336	32,704	961	13,454	961	13,454
CRYSTAL SYMPHONY	10.00	994	9,940	994	9,940	530	5,300	530	5,300
NORWEGIAN JEWEL	12.00	2,627	31,524	2,627	31,524	1100	13,200	1,100	13,200
SUBTOTAL	**36.00**	**5,957**	**74,168**	**5,957**	**74,168**	**2,591**	**31,954**	**2,591**	**31,954**
8/31/2019 SKG									
CORAL PRINCESS	13.50	2,200	29,700	2,200	30,800	895	12,083	895	12,530
VOLENDAM	14.00	1,575	22,050	1,575	22,050	647	9,058	647	9,058
REGATTA	14.00	768	10,752	768	10,752	372	5,208	372	5,208
SUBTOTAL	**41.50**	**4,543**	**62,502**	**4,543**	**63,602**	**1,914**	**26,349**	**1,914**	**26,796**
9/1/2019 SKG									
AMERICAN CONSTELLATION	19.00	193	3,667	193	3,667	43	817	43	817
ISLAND PRINCESS	14.00	2,435	34,090	2,435	34,090	900	12,600	900	12,600
SEVEN SEAS MARINER	8.00	779	6,232	779	6,232	440	3,520	440	3,520
SILVER MUSE	9.00	656	5,904	656	5,904	408	3,672	408	3,672
SUBTOTAL	**50.00**	**4,063**	**49,893**	**4,063**	**49,893**	**1,791**	**20,609**	**1,791**	**20,609**
9/2/2019 SKG									
AMERICAN CONSTELLATION	5.00	193	965	193	965	43	215	43	215

Skagway — **2019 SE ALASKA CRUISE SHIP SEASON** — **SCENARIO: MAXIMUM**

Cruise Ships			Passengers				Crew			
	Ship	In-port Hours	Aboard Estimate	Aboard Hours	Ashore Estimate	Ashore Hours	Aboard Crew	Aboard Hours	Ashore Estimate	Ashore Hours
	OVATION OF THE SEAS	13.50	4,578	61,803	4,578	64,092	1300	17,550	1,300	18,200
	RADIANCE OF THE SEAS	13.50	2,334	31,509	2,334	32,676	858	11,583	858	12,012
	SUBTOTAL	**32.00**	**7,105**	**94,277**	**7,105**	**97,733**	**2,201**	**29,348**	**2,201**	**30,427**
9/3/2019	SKG									
	GOLDEN PRINCESS	15.00	2,895	43,425	2,895	43,425	1100	16,500	1,100	16,500
	SOLSTICE	11.00	3,135	34,485	3,135	34,485	1000	11,000	1,000	11,000
	RUBY PRINCESS	13.25	3,366	44,600	3,366	43,758	1200	15,900	1,200	15,600
	NIEUW AMSTERDAM	14.00	2,317	32,438	2,317	32,438	929	13,006	929	13,006
	SUBTOTAL	**53.25**	**11,713**	**154,948**	**11,713**	**154,106**	**4,229**	**56,406**	**4,229**	**56,106**
9/4/2019	SKG									
	ROYAL PRINCESS	14.00	3,916	54,824	3,916	54,824	1350	18,900	1,350	18,900
	NORWEGIAN BLISS	13.25	4,404	58,353	4,404	57,252	1716	22,737	1,716	22,308
	SUBTOTAL	**27.25**	**8,320**	**113,177**	**8,320**	**112,076**	**3,066**	**41,637**	**3,066**	**41,208**
9/5/2019	SKG									
	STAR PRINCESS	10.00	2,856	28,560	2,856	28,560	1100	11,000	1,100	11,000
	NOORDAM	14.00	2,169	30,366	2,169	30,366	820	11,480	820	11,480
	DISNEY WONDER	12.50	1,929	24,113	1,929	25,077	947	11,838	947	12,311
	SUBTOTAL	**36.50**	**6,954**	**83,039**	**6,954**	**84,003**	**2,867**	**34,318**	**2,867**	**34,791**

Skagway — **2019 SE ALASKA CRUISE SHIP SEASON** — **SCENARIO: MAXIMUM**

Cruise Ships			Passengers				Crew			
	Ship	In-port Hours	Aboard Estimate	Aboard Hours	Ashore Estimate	Ashore Hours	Aboard Crew	Aboard Hours	Ashore Estimate	Ashore Hours
9/6/2019	SKG									
	NORWEGIAN JEWEL	10.00	2,627	26,270	2,627	26,270	1100	11,000	1,100	11,000
	CARNIVAL LEGEND	14.00	2,336	32,704	2,336	32,704	961	13,454	961	13,454
	CRYSTAL SYMPHONY	11.00	994	10,934	994	10,934	530	5,830	530	5,830
	BARANOF DREAM	6.00	41	246	41	246	19	114	19	114
	SUBTOTAL	**41.00**	**5,998**	**70,154**	**5,998**	**70,154**	**2,610**	**30,398**	**2,610**	**30,398**
9/7/2019	SKG									
	GRAND PRINCESS	14.25	2,862	40,784	2,862	40,068	1150	16,388	1,150	16,100
	ISLAND PRINCESS	13.50	2,435	32,873	2,435	34,090	900	12,150	900	12,600
	VOLENDAM	14.00	1,575	22,050	1,575	22,050	647	9,058	647	9,058
	SUBTOTAL	**41.75**	**6,872**	**95,707**	**6,872**	**96,208**	**2,697**	**37,596**	**2,697**	**37,758**
9/8/2019	SKG									
	AMERICAN CONSTELLATION	19.00	193	3,667	193	3,667	43	817	43	817
	CORAL PRINCESS	14.00	2,200	30,800	2,200	30,800	895	12,530	895	12,530
	SEVEN SEAS MARINER	10.00	779	7,790	779	7,790	440	4,400	440	4,400
	BARANOF DREAM	7.50	41	308	41	328	19	143	19	152
	SUBTOTAL	**50.50**	**3,213**	**42,565**	**3,213**	**42,585**	**1,397**	**17,890**	**1,397**	**17,899**
9/9/2019	SKG									
	AMERICAN CONSTELLATION	5.00	193	965	193	965	43	215	43	215

Skagway — **2019 SE ALASKA CRUISE SHIP SEASON** — **SCENARIO: MAXIMUM**

Cruise Ships			Passengers				Crew			
	Ship	In-port Hours	Aboard Estimate	Aboard Hours	Ashore Estimate	Ashore Hours	Aboard Crew	Aboard Hours	Ashore Estimate	Ashore Hours
	OVATION OF THE SEAS	13.50	4,578	61,803	4,578	64,092	1300	17,550	1,300	18,200
	SILVER MUSE	9.50	656	6,232	656	6,560	408	3,876	408	4,080
	SUBTOTAL	**28.00**	**5,427**	**69,000**	**5,427**	**71,617**	**1,751**	**21,641**	**1,751**	**22,495**
9/10/2019	SKG									
	ROYAL PRINCESS	15.00	3,916	58,740	3,916	58,740	1350	20,250	1,350	20,250
	SOLSTICE	11.00	3,135	34,485	3,135	34,485	1000	11,000	1,000	11,000
	RUBY PRINCESS	13.25	3,366	44,600	3,366	43,758	1200	15,900	1,200	15,600
	NIEUW AMSTERDAM	14.00	2,317	32,438	2,317	32,438	929	13,006	929	13,006
	SUBTOTAL	**53.25**	**12,734**	**170,263**	**12,734**	**169,421**	**4,479**	**60,156**	**4,479**	**59,856**
9/11/2019	SKG									
	GOLDEN PRINCESS	14.50	2,895	41,978	2,895	43,425	1100	15,950	1,100	16,500
	NORWEGIAN JOY	10.00	4,182	41,820	4,182	41,820	1821	18,210	1,821	18,210
	NORWEGIAN BLISS	13.25	4,404	58,353	4,404	57,252	1716	22,737	1,716	22,308
	SUBTOTAL	**37.75**	**11,481**	**142,151**	**11,481**	**142,497**	**4,637**	**56,897**	**4,637**	**57,018**
9/12/2019	SKG									
	STAR PRINCESS	10.00	2,856	28,560	2,856	28,560	1100	11,000	1,100	11,000
	WESTERDAM	14.00	2,165	30,310	2,165	30,310	817	11,438	817	11,438
	DISNEY WONDER	12.50	1,929	24,113	1,929	25,077	947	11,838	947	12,311
	SUBTOTAL	**36.50**	**6,950**	**82,983**	**6,950**	**83,947**	**2,864**	**34,276**	**2,864**	**34,749**

Skagway — **2019 SE ALASKA CRUISE SHIP SEASON** — **SCENARIO: MAXIMUM**

	Cruise Ships		Passengers				Crew			
	Ship	In-port Hours	Aboard Estimate	Aboard Hours	Ashore Estimate	Ashore Hours	Aboard Crew	Aboard Hours	Ashore Estimate	Ashore Hours
9/13/2019	SKG									
	CARNIVAL LEGEND	14.00	2,336	32,704	2,336	32,704	961	13,454	961	13,454
	CRYSTAL SYMPHONY	11.00	994	10,934	994	10,934	530	5,830	530	5,830
	NORWEGIAN JEWEL	12.00	2,627	31,524	2,627	31,524	1100	13,200	1,100	13,200
	SUBTOTAL	**37.00**	**5,957**	**75,162**	**5,957**	**75,162**	**2,591**	**32,484**	**2,591**	**32,484**
9/14/2019	SKG									
	CORAL PRINCESS	13.50	2,200	29,700	2,200	30,800	895	12,083	895	12,530
	VOLENDAM	14.00	1,575	22,050	1,575	22,050	647	9,058	647	9,058
	SUBTOTAL	**27.50**	**3,775**	**51,750**	**3,775**	**52,850**	**1,542**	**21,141**	**1,542**	**21,588**
9/15/2019	SKG									
	SEVEN SEAS MARINER	7.00	779	5,453	779	5,453	440	3,080	440	3,080
	SUBTOTAL	**7.00**	**779**	**5,453**	**779**	**5,453**	**440**	**3,080**	**440**	**3,080**
9/16/2019	SKG									
	OVATION OF THE SEAS	13.50	4,578	61,803	4,578	64,092	1300	17,550	1,300	18,200
	SUBTOTAL	**13.50**	**4,578**	**61,803**	**4,578**	**64,092**	**1,300**	**17,550**	**1,300**	**18,200**
9/17/2019	SKG									
	GOLDEN PRINCESS	14.50	2,895	41,978	2,895	43,425	1100	15,950	1,100	16,500
	RUBY PRINCESS	13.25	3,366	44,600	3,366	43,758	1200	15,900	1,200	15,600
	NIEUW AMSTERDAM	14.00	2,317	32,438	2,317	32,438	929	13,006	929	13,006

Skagway — **2019 SE ALASKA CRUISE SHIP SEASON** — **SCENARIO: MAXIMUM**

	Cruise Ships		Passengers				Crew			
	Ship	In-port Hours	Aboard Estimate	Aboard Hours	Ashore Estimate	Ashore Hours	Aboard Crew	Aboard Hours	Ashore Estimate	Ashore Hours
	SUBTOTAL	**41.75**	**8,578**	**119,016**	**8,578**	**119,621**	**3,229**	**44,856**	**3,229**	**45,106**
9/18/2019	SKG									
	NORWEGIAN JOY	10.00	4,182	41,820	4,182	41,820	1821	18,210	1,821	18,210
	NORWEGIAN BLISS	13.25	4,404	58,353	4,404	57,252	1716	22,737	1,716	22,308
	NOORDAM	14.00	2,169	30,366	2,169	30,366	820	11,480	820	11,480
	SUBTOTAL	**37.25**	**10,755**	**130,539**	**10,755**	**129,438**	**4,357**	**52,427**	**4,357**	**51,998**
9/19/2019	SKG									
	STAR PRINCESS	10.50	2,856	29,988	2,856	31,416	1100	11,550	1,100	12,100
	SUBTOTAL	**10.50**	**2,856**	**29,988**	**2,856**	**31,416**	**1,100**	**11,550**	**1,100**	**12,100**
9/20/2019	SKG									
	NORWEGIAN JEWEL	10.00	2,627	26,270	2,627	26,270	1100	11,000	1,100	11,000
	SUBTOTAL	**10.00**	**2,627**	**26,270**	**2,627**	**26,270**	**1,100**	**11,000**	**1,100**	**11,000**
9/21/2019	SKG									
	CORAL PRINCESS	13.50	2,200	29,700	2,200	30,800	895	12,083	895	12,530
	VOLENDAM	14.00	1,575	22,050	1,575	22,050	647	9,058	647	9,058
	SUBTOTAL	**27.50**	**3,775**	**51,750**	**3,775**	**52,850**	**1,542**	**21,141**	**1,542**	**21,588**
9/22/2019	SKG									
	CARNIVAL LEGEND	13.00	2,336	30,368	2,336	30,368	961	12,493	961	12,493

39

Skagway — **2019 SE ALASKA CRUISE SHIP SEASON** — **SCENARIO: MAXIMUM**

	Cruise Ships		Passengers				Crew			
	Ship	In-port Hours	Aboard Estimate	Aboard Hours	Ashore Estimate	Ashore Hours	Aboard Crew	Aboard Hours	Ashore Estimate	Ashore Hours
	SUBTOTAL	**13.00**	**2,336**	**30,368**	**2,336**	**30,368**	**961**	**12,493**	**961**	**12,493**
9/23/2019	SKG									
	ROYAL PRINCESS	13.50	3,916	52,866	3,916	54,824	1350	18,225	1,350	18,900
	SUBTOTAL	**13.50**	**3,916**	**52,866**	**3,916**	**54,824**	**1,350**	**18,225**	**1,350**	**18,900**
9/24/2019	SKG									
	NORWEGIAN JOY	13.25	4,182	55,412	4,182	54,366	1821	24,128	1,821	23,673
	NIEUW AMSTERDAM	14.00	2,317	32,438	2,317	32,438	929	13,006	929	13,006
	SUBTOTAL	**27.25**	**6,499**	**87,850**	**6,499**	**86,804**	**2,750**	**37,134**	**2,750**	**36,679**
9/25/2019	SKG									
	NORWEGIAN BLISS	13.25	4,404	58,353	4,404	57,252	1716	22,737	1,716	22,308
	WESTERDAM	14.00	2,165	30,310	2,165	30,310	817	11,438	817	11,438
	NOORDAM	14.00	2,169	30,366	2,169	30,366	820	11,480	820	11,480
	SUBTOTAL	**41.25**	**8,738**	**119,029**	**8,738**	**117,928**	**3,353**	**45,655**	**3,353**	**45,226**
9/26/2019	SKG									
	NORWEGIAN JEWEL	13.25	2,627	34,808	2,627	34,151	1100	14,575	1,100	14,300
	SUBTOTAL	**13.25**	**2,627**	**34,808**	**2,627**	**34,151**	**1,100**	**14,575**	**1,100**	**14,300**
10/1/2019	SKG									
	NORWEGIAN JOY	13.25	4,182	55,412	4,182	54,366	1821	24,128	1,821	23,673

Skagway — **2019 SE ALASKA CRUISE SHIP SEASON** — **SCENARIO: MAXIMUM**

Cruise Ships			Passengers				Crew			
Ship	In-port Hours	Aboard Estimate	Aboard Hours	Ashore Estimate	Ashore Hours	Aboard Crew	Aboard Hours	Ashore Estimate	Ashore Hours
SUBTOTAL	13.25	4,182	55,412	4,182	54,366	1,821	24,128	1,821	23,673
10/3/2019 SKG									
NORWEGIAN JEWEL	13.25	2,627	34,808	2,627	34,151	1100	14,575	1,100	14,300
SUBTOTAL	13.25	2,627	34,808	2,627	34,151	1,100	14,575	1,100	14,300
GRAND TOTAL	5,604.75	1,066,875	13,626,469	1,066,875	13,740,816	412,673	5,234,570	412,673	5,276,076

Appendix 10

Scenario: High

Skagway — **2019 SE ALASKA CRUISE SHIP SEASON** — **SCENARIO: HIGH**

Cruise Ships		Passengers				Crew			
Ship	In-port Hours	Aboard Estimate	Aboard Hours	Ashore Estimate	Ashore Hours	Aboard Crew	Aboard Hours	Ashore Estimate	Ashore Hours
4/29/2019 SKG									
RUBY PRINCESS	13.50	3,366	45,441	3,198	38,376	1200	16,200	360	3,960
SUBTOTAL	**13.50**	**3,366**	**45,441**	**3,198**	**38,376**	**1,200**	**16,200**	**360**	**3,960**
4/30/2019 SKG									
NORWEGIAN JOY	13.25	4,182	55,412	3,973	43,703	1821	24,128	546	5,460
SUBTOTAL	**13.25**	**4,182**	**55,412**	**3,973**	**43,703**	**1,821**	**24,128**	**546**	**5,460**
5/2/2019 SKG									
CARNIVAL LEGEND	13.00	2,336	30,368	2,219	24,409	961	12,493	288	2,880
SUBTOTAL	**13.00**	**2,336**	**30,368**	**2,219**	**24,409**	**961**	**12,493**	**288**	**2,880**
5/3/2019 SKG									
STAR PRINCESS	13.50	2,856	38,556	2,713	32,556	1100	14,850	330	3,630
SUBTOTAL	**13.50**	**2,856**	**38,556**	**2,713**	**32,556**	**1,100**	**14,850**	**330**	**3,630**
5/4/2019 SKG									
ISLAND PRINCESS	13.50	2,435	32,873	2,313	27,756	900	12,150	270	2,970
SUBTOTAL	**13.50**	**2,435**	**32,873**	**2,313**	**27,756**	**900**	**12,150**	**270**	**2,970**
5/7/2019 SKG									
NORWEGIAN JOY	13.25	4,182	55,412	3,973	43,703	1821	24,128	546	5,460
NIEUW AMSTERDAM	14.00	2,317	32,438	2,201	26,412	929	13,006	279	3,069

Skagway — **2019 SE ALASKA CRUISE SHIP SEASON** — **SCENARIO: HIGH**

	Cruise Ships		Passengers				Crew			
	Ship	In-port Hours	Aboard Estimate	Aboard Hours	Ashore Estimate	Ashore Hours	Aboard Crew	Aboard Hours	Ashore Estimate	Ashore Hours
	SUBTOTAL	**27.25**	**6,499**	**87,850**	**6,174**	**70,115**	**2,750**	**37,134**	**825**	**8,529**
5/8/2019	SKG									
	NORWEGIAN BLISS	13.25	4,404	58,353	4,184	46,024	1716	22,737	515	5,150
	SUBTOTAL	**13.25**	**4,404**	**58,353**	**4,184**	**46,024**	**1,716**	**22,737**	**515**	**5,150**
5/9/2019	SKG									
	CARNIVAL LEGEND	13.00	2,336	30,368	2,219	24,409	961	12,493	288	2,880
	SUBTOTAL	**13.00**	**2,336**	**30,368**	**2,219**	**24,409**	**961**	**12,493**	**288**	**2,880**
5/10/2019	SKG									
	GRAND PRINCESS	14.25	2,862	40,784	2,719	32,628	1150	16,388	345	3,795
	GOLDEN PRINCESS	13.50	2,895	39,083	2,750	33,000	1100	14,850	330	3,630
	SUBTOTAL	**27.75**	**5,757**	**79,867**	**5,469**	**65,628**	**2,250**	**31,238**	**675**	**7,425**
5/11/2019	SKG									
	CORAL PRINCESS	13.50	2,200	29,700	2,090	25,080	895	12,083	269	2,959
	VOLENDAM	14.00	1,575	22,050	1,496	17,952	647	9,058	194	2,134
	SUBTOTAL	**27.50**	**3,775**	**51,750**	**3,586**	**43,032**	**1,542**	**21,141**	**463**	**5,093**
5/12/2019	SKG									
	ISLAND PRINCESS	13.50	2,435	32,873	2,313	27,756	900	12,150	270	2,970
	SUBTOTAL	**13.50**	**2,435**	**32,873**	**2,313**	**27,756**	**900**	**12,150**	**270**	**2,970**

Skagway — **2019 SE ALASKA CRUISE SHIP SEASON** — **SCENARIO: HIGH**

Cruise Ships			Passengers				Crew			
	Ship	In-port Hours	Aboard Estimate	Aboard Hours	Ashore Estimate	Ashore Hours	Aboard Crew	Aboard Hours	Ashore Estimate	Ashore Hours
5/13/2019	SKG									
	SEVEN SEAS MARINER	8.00	779	6,232	740	4,440	440	3,520	132	660
	ECLIPSE	13.00	3,135	40,755	2,978	32,758	1000	13,000	300	3,000
	SUBTOTAL	**21.00**	**3,914**	**46,987**	**3,718**	**37,198**	**1,440**	**16,520**	**432**	**3,660**
5/14/2019	SKG									
	RUBY PRINCESS	13.75	3,366	46,283	3,198	38,376	1200	16,500	360	3,960
	SOLSTICE	11.00	3,135	34,485	2,978	26,802	1000	11,000	300	2,400
	NIEUW AMSTERDAM	14.00	2,317	32,438	2,201	26,412	929	13,006	279	3,069
	MILLENNIUM	9.00	2,374	21,366	2,255	15,785	997	8,973	299	1,794
	NORWEGIAN BLISS	13.25	4,404	58,353	4,184	46,024	1716	22,737	515	5,150
	SUBTOTAL	**61.00**	**15,596**	**192,925**	**14,816**	**153,399**	**5,842**	**72,216**	**1,753**	**16,373**
5/15/2019	SKG									
	ROYAL PRINCESS	14.50	3,916	56,782	3,720	48,360	1350	19,575	405	4,860
	BARANOF DREAM	8.00	41	328	39	234	19	152	6	30
	SUBTOTAL	**22.50**	**3,957**	**57,110**	**3,759**	**48,594**	**1,369**	**19,727**	**411**	**4,890**
5/16/2019	SKG									
	WESTERDAM	9.00	2,165	19,485	2,057	14,399	817	7,353	245	1,470
	STAR PRINCESS	10.00	2,856	28,560	2,713	21,704	1100	11,000	330	2,310
	NOORDAM	14.00	2,169	30,366	2,061	24,732	820	11,480	246	2,706

[3]

Skagway — **2019 SE ALASKA CRUISE SHIP SEASON** — **SCENARIO: HIGH**

Cruise Ships			Passengers				Crew			
	Ship	In-port Hours	Aboard Estimate	Aboard Hours	Ashore Estimate	Ashore Hours	Aboard Crew	Aboard Hours	Ashore Estimate	Ashore Hours
	SUBTOTAL	**33.00**	**7,190**	**78,411**	**6,831**	**60,835**	**2,737**	**29,833**	**821**	**6,486**
5/17/2019	SKG									
	CARNIVAL LEGEND	13.00	2,336	30,368	2,219	24,409	961	12,493	288	2,880
	SUBTOTAL	**13.00**	**2,336**	**30,368**	**2,219**	**24,409**	**961**	**12,493**	**288**	**2,880**
5/18/2019	SKG									
	ISLAND PRINCESS	13.50	2,435	32,873	2,313	27,756	900	12,150	270	2,970
	VOLENDAM	14.00	1,575	22,050	1,496	17,952	647	9,058	194	2,134
	SUBTOTAL	**27.50**	**4,010**	**54,923**	**3,809**	**45,708**	**1,547**	**21,208**	**464**	**5,104**
5/19/2019	SKG									
	CORAL PRINCESS	13.50	2,200	29,700	2,090	25,080	895	12,083	269	2,959
	BARANOF DREAM	8.00	41	328	39	234	19	152	6	30
	SUBTOTAL	**21.50**	**2,241**	**30,028**	**2,129**	**25,314**	**914**	**12,235**	**275**	**2,989**
5/20/2019	SKG									
	MILLENNIUM	13.50	2,374	32,049	2,255	27,060	997	13,460	299	3,289
	OVATION OF THE SEAS	13.50	4,578	61,803	4,349	52,188	1300	17,550	390	4,290
	SEVEN SEAS MARINER	9.00	779	7,011	740	5,180	440	3,960	132	792
	SUBTOTAL	**36.00**	**7,731**	**100,863**	**7,344**	**84,428**	**2,737**	**34,970**	**821**	**8,371**

4

Skagway — **2019 SE ALASKA CRUISE SHIP SEASON** — **SCENARIO: HIGH**

Cruise Ships			Passengers				Crew			
	Ship	In-port Hours	Aboard Estimate	Aboard Hours	Ashore Estimate	Ashore Hours	Aboard Crew	Aboard Hours	Ashore Estimate	Ashore Hours
5/21/2019	SKG									
	ROYAL PRINCESS	15.00	3,916	58,740	3,720	48,360	1350	20,250	405	4,860
	SOLSTICE	11.00	3,135	34,485	2,978	26,802	1000	11,000	300	2,400
	RUBY PRINCESS	13.25	3,366	44,600	3,198	35,178	1200	15,900	360	3,600
	NIEUW AMSTERDAM	14.00	2,317	32,438	2,201	26,412	929	13,006	279	3,069
	SUBTOTAL	**53.25**	**12,734**	**170,263**	**12,097**	**136,752**	**4,479**	**60,156**	**1,344**	**13,929**
5/22/2019	SKG									
	GOLDEN PRINCESS	15.00	2,895	43,425	2,750	35,750	1100	16,500	330	3,960
	RADIANCE OF THE SEAS	9.50	2,334	22,173	2,217	17,736	858	8,151	257	1,799
	NORWEGIAN JOY	10.00	4,182	41,820	3,973	31,784	1821	18,210	546	3,822
	NORWEGIAN BLISS	13.25	4,404	58,353	4,184	46,024	1716	22,737	515	5,150
	SUBTOTAL	**47.75**	**13,815**	**165,771**	**13,124**	**131,294**	**5,495**	**65,598**	**1,648**	**14,731**
5/23/2019	SKG									
	STAR PRINCESS	10.00	2,856	28,560	2,713	21,704	1100	11,000	330	2,310
	WESTERDAM	14.00	2,165	30,310	2,057	24,684	817	11,438	245	2,695
	DISNEY WONDER	12.50	1,929	24,113	1,833	20,163	947	11,838	284	2,840
	SUBTOTAL	**36.50**	**6,950**	**82,983**	**6,603**	**66,551**	**2,864**	**34,276**	**859**	**7,845**
5/24/2019	SKG									
	QUEEN ELIZABETH	11.00	2,285	25,135	2,171	19,539	900	9,900	270	2,160

5

Skagway — **2019 SE ALASKA CRUISE SHIP SEASON** — **SCENARIO: HIGH**

	Cruise Ships		Passengers				Crew			
	Ship	In-port Hours	Aboard Estimate	Aboard Hours	Ashore Estimate	Ashore Hours	Aboard Crew	Aboard Hours	Ashore Estimate	Ashore Hours
	CARNIVAL LEGEND	13.00	2,336	30,368	2,219	24,409	961	12,493	288	2,880
	NORWEGIAN JEWEL	12.00	2,627	31,524	2,496	24,960	1100	13,200	330	2,970
	SUBTOTAL	**36.00**	**7,248**	**87,027**	**6,886**	**68,908**	**2,961**	**35,593**	**888**	**8,010**
5/25/2019	SKG									
	CORAL PRINCESS	13.50	2,200	29,700	2,090	25,080	895	12,083	269	2,959
	VOLENDAM	14.00	1,575	22,050	1,496	17,952	647	9,058	194	2,134
	SUBTOTAL	**27.50**	**3,775**	**51,750**	**3,586**	**43,032**	**1,542**	**21,141**	**463**	**5,093**
5/26/2019	SKG									
	ISLAND PRINCESS	13.50	2,435	32,873	2,313	27,756	900	12,150	270	2,970
	SUBTOTAL	**13.50**	**2,435**	**32,873**	**2,313**	**27,756**	**900**	**12,150**	**270**	**2,970**
5/27/2019	SKG									
	OVATION OF THE SEAS	13.50	4,578	61,803	4,349	52,188	1300	17,550	390	4,290
	RADIANCE OF THE SEAS	13.50	2,334	31,509	2,217	26,604	858	11,583	257	2,827
	SUBTOTAL	**27.00**	**6,912**	**93,312**	**6,566**	**78,792**	**2,158**	**29,133**	**647**	**7,117**
5/28/2019	SKG									
	GOLDEN PRINCESS	15.00	2,895	43,425	2,750	35,750	1100	16,500	330	3,960
	SOLSTICE	11.00	3,135	34,485	2,978	26,802	1000	11,000	300	2,400
	RUBY PRINCESS	13.25	3,366	44,600	3,198	35,178	1200	15,900	360	3,600
	NIEUW AMSTERDAM	14.00	2,317	32,438	2,201	26,412	929	13,006	279	3,069

Skagway — **2019 SE ALASKA CRUISE SHIP SEASON** — **SCENARIO: HIGH**

Cruise Ships			Passengers				Crew			
Ship	In-port Hours	Aboard Estimate	Aboard Hours	Ashore Estimate	Ashore Hours	Aboard Crew	Aboard Hours	Ashore Estimate	Ashore Hours
SUBTOTAL	**53.25**	**11,713**	**154,948**	**11,127**	**124,142**	**4,229**	**56,406**	**1,269**	**13,029**
5/29/2019 SKG									
AZAMARA QUEST	10.50	781	8,201	742	6,678	408	4,284	122	976
ROYAL PRINCESS	14.50	3,916	56,782	3,720	48,360	1350	19,575	405	4,860
MILLENNIUM	9.00	2,374	21,366	2,255	15,785	997	8,973	299	1,794
NORWEGIAN BLISS	13.25	4,404	58,353	4,184	46,024	1716	22,737	515	5,150
BARANOF DREAM	10.00	41	410	39	312	19	190	6	42
SUBTOTAL	**57.25**	**11,516**	**145,112**	**10,940**	**117,159**	**4,490**	**55,759**	**1,347**	**12,822**
5/30/2019 SKG									
STAR PRINCESS	10.00	2,856	28,560	2,713	21,704	1100	11,000	330	2,310
NOORDAM	14.00	2,169	30,366	2,061	24,732	820	11,480	246	2,706
DISNEY WONDER	12.50	1,929	24,113	1,833	20,163	947	11,838	284	2,840
SEVEN SEAS MARINER	10.00	779	7,790	740	5,920	440	4,400	132	924
ALASKAN DREAM	5.50	44	242	42	168	18	99	5	15
SUBTOTAL	**52.00**	**7,777**	**91,071**	**7,389**	**72,687**	**3,325**	**38,817**	**997**	**8,795**
5/31/2019 SKG									
GRAND PRINCESS	14.50	2,862	41,499	2,719	35,347	1150	16,675	345	4,140
NORWEGIAN JEWEL	10.00	2,627	26,270	2,496	19,968	1100	11,000	330	2,310
CARNIVAL LEGEND	14.00	2,336	32,704	2,219	26,628	961	13,454	288	3,168
VIKING ORION	10.00	1,023	10,230	972	7,776	465	4,650	140	980

Skagway — **2019 SE ALASKA CRUISE SHIP SEASON** — **SCENARIO: HIGH**

Cruise Ships			Passengers				Crew			
Ship	In-port Hours	Aboard Estimate	Aboard Hours	Ashore Estimate	Ashore Hours	Aboard Crew	Aboard Hours	Ashore Estimate	Ashore Hours
SUBTOTAL	**48.50**	**8,848**	**110,703**	**8,406**	**89,719**	**3,676**	**45,779**	**1,103**	**10,598**
6/1/2019 SKG									
ISLAND PRINCESS	13.50	2,435	32,873	2,313	27,756	900	12,150	270	2,970
VOLENDAM	14.00	1,575	22,050	1,496	17,952	647	9,058	194	2,134
SUBTOTAL	**27.50**	**4,010**	**54,923**	**3,809**	**45,708**	**1,547**	**21,208**	**464**	**5,104**
6/2/2019 SKG									
CORAL PRINCESS	13.50	2,200	29,700	2,090	25,080	895	12,083	269	2,959
SUBTOTAL	**13.50**	**2,200**	**29,700**	**2,090**	**25,080**	**895**	**12,083**	**269**	**2,959**
6/3/2019 SKG									
QUEEN ELIZABETH	11.00	2,285	25,135	2,171	19,539	900	9,900	270	2,160
MILLENNIUM	13.50	2,374	32,049	2,255	27,060	997	13,460	299	3,289
OVATION OF THE SEAS	13.50	4,578	61,803	4,349	52,188	1300	17,550	390	4,290
SUBTOTAL	**38.00**	**9,237**	**118,987**	**8,775**	**98,787**	**3,197**	**40,910**	**959**	**9,739**
6/4/2019 SKG									
ROYAL PRINCESS	15.00	3,916	58,740	3,720	48,360	1350	20,250	405	4,860
SOLSTICE	11.00	3,135	34,485	2,978	26,802	1000	11,000	300	2,400
RUBY PRINCESS	13.25	3,366	44,600	3,198	35,178	1200	15,900	360	3,600
NIEUW AMSTERDAM	14.00	2,317	32,438	2,201	26,412	929	13,006	279	3,069
BARANOF DREAM	8.00	41	328	39	234	19	152	6	30

2019 SE ALASKA CRUISE SHIP SEASON — **SCENARIO: HIGH**

Skagway Cruise Ships		Passengers				Crew			
Ship	In-port Hours	Aboard Estimate	Aboard Hours	Ashore Estimate	Ashore Hours	Aboard Crew	Aboard Hours	Ashore Estimate	Ashore Hours
SUBTOTAL	**61.25**	**12,775**	**170,591**	**12,136**	**136,986**	**4,498**	**60,308**	**1,350**	**13,959**
6/5/2019 SKG									
GOLDEN PRINCESS	15.00	2,895	43,425	2,750	35,750	1100	16,500	330	3,960
RADIANCE OF THE SEAS	9.50	2,334	22,173	2,217	17,736	858	8,151	257	1,799
NORWEGIAN JOY	10.00	4,182	41,820	3,973	31,784	1821	18,210	546	3,822
NORWEGIAN BLISS	13.25	4,404	58,353	4,184	46,024	1716	22,737	515	5,150
SUBTOTAL	**47.75**	**13,815**	**165,771**	**13,124**	**131,294**	**5,495**	**65,598**	**1,648**	**14,731**
6/6/2019 SKG									
STAR PRINCESS	10.00	2,856	28,560	2,713	21,704	1100	11,000	330	2,310
WESTERDAM	14.00	2,165	30,310	2,057	24,684	817	11,438	245	2,695
DISNEY WONDER	12.50	1,929	24,113	1,833	20,163	947	11,838	284	2,840
SUBTOTAL	**36.50**	**6,950**	**82,983**	**6,603**	**66,551**	**2,864**	**34,276**	**859**	**7,845**
6/7/2019 SKG									
CARNIVAL LEGEND	14.00	2,336	32,704	2,219	26,628	961	13,454	288	3,168
REGATTA	8.00	768	6,144	730	4,380	372	2,976	112	560
NORWEGIAN JEWEL	12.00	2,627	31,524	2,496	24,960	1100	13,200	330	2,970
SUBTOTAL	**34.00**	**5,731**	**70,372**	**5,445**	**55,968**	**2,433**	**29,630**	**730**	**6,698**
6/8/2019 SKG									
CORAL PRINCESS	13.50	2,200	29,700	2,090	25,080	895	12,083	269	2,959

Skagway — **2019 SE ALASKA CRUISE SHIP SEASON** — **SCENARIO: HIGH**

Cruise Ships			Passengers				Crew			
Ship	In-port Hours	Aboard Estimate	Aboard Hours	Ashore Estimate	Ashore Hours	Aboard Crew	Aboard Hours	Ashore Estimate	Ashore Hours
VOLENDAM	14.00	1,575	22,050	1,496	17,952	647	9,058	194	2,134
SUBTOTAL	**27.50**	**3,775**	**51,750**	**3,586**	**43,032**	**1,542**	**21,141**	**463**	**5,093**
6/9/2019 SKG									
ISLAND PRINCESS	15.00	2,435	36,525	2,313	30,069	900	13,500	270	3,240
SEVEN SEAS MARINER	7.00	779	5,453	740	3,700	440	3,080	132	528
AZAMARA QUEST	10.00	781	7,810	742	5,936	408	4,080	122	854
CRYSTAL SYMPHONY	11.00	994	10,934	944	8,496	530	5,830	159	1,272
SUBTOTAL	**43.00**	**4,989**	**60,722**	**4,739**	**48,201**	**2,278**	**26,490**	**683**	**5,894**
6/10/2019 SKG									
GRAND PRINCESS	14.25	2,862	40,784	2,719	32,628	1150	16,388	345	3,795
OVATION OF THE SEAS	13.50	4,578	61,803	4,349	52,188	1300	17,550	390	4,290
RADIANCE OF THE SEAS	13.50	2,334	31,509	2,217	26,604	858	11,583	257	2,827
VIKING ORION	10.00	1,023	10,230	972	7,776	465	4,650	140	980
SUBTOTAL	**51.25**	**10,797**	**144,326**	**10,257**	**119,196**	**3,773**	**50,171**	**1,132**	**11,892**
6/11/2019 SKG									
GOLDEN PRINCESS	15.00	2,895	43,425	2,750	35,750	1100	16,500	330	3,960
SOLSTICE	11.00	3,135	34,485	2,978	26,802	1000	11,000	300	2,400
RUBY PRINCESS	13.25	3,366	44,600	3,198	35,178	1200	15,900	360	3,600
NIEUW AMSTERDAM	14.00	2,317	32,438	2,201	26,412	929	13,006	279	3,069
SUBTOTAL	**53.25**	**11,713**	**154,948**	**11,127**	**124,142**	**4,229**	**56,406**	**1,269**	**13,029**

Skagway — **2019 SE ALASKA CRUISE SHIP SEASON** — **SCENARIO: HIGH**

Cruise Ships			Passengers				Crew			
	Ship	In-port Hours	Aboard Estimate	Aboard Hours	Ashore Estimate	Ashore Hours	Aboard Crew	Aboard Hours	Ashore Estimate	Ashore Hours
6/12/2019	SKG									
	ROYAL PRINCESS	14.50	3,916	56,782	3,720	48,360	1350	19,575	405	4,860
	MILLENNIUM	9.00	2,374	21,366	2,255	15,785	997	8,973	299	1,794
	NORWEGIAN BLISS	13.25	4,404	58,353	4,184	46,024	1716	22,737	515	5,150
	SUBTOTAL	**36.75**	**10,694**	**136,501**	**10,159**	**110,169**	**4,063**	**51,285**	**1,219**	**11,804**
6/13/2019	SKG									
	STAR PRINCESS	10.00	2,856	28,560	2,713	21,704	1100	11,000	330	2,310
	NOORDAM	14.00	2,169	30,366	2,061	24,732	820	11,480	246	2,706
	DISNEY WONDER	12.50	1,929	24,113	1,833	20,163	947	11,838	284	2,840
	BARANOF DREAM	8.00	41	328	39	234	19	152	6	30
	SUBTOTAL	**44.50**	**6,995**	**83,367**	**6,646**	**66,833**	**2,886**	**34,470**	**866**	**7,886**
6/14/2019	SKG									
	NORWEGIAN JEWEL	10.00	2,627	26,270	2,496	19,968	1100	11,000	330	2,310
	QUEEN ELIZABETH	13.00	2,285	29,705	2,171	23,881	900	11,700	270	2,700
	CARNIVAL LEGEND	14.00	2,336	32,704	2,219	26,628	961	13,454	288	3,168
	SUBTOTAL	**37.00**	**7,248**	**88,679**	**6,886**	**70,477**	**2,961**	**36,154**	**888**	**8,178**
6/15/2019	SKG									
	ISLAND PRINCESS	13.50	2,435	32,873	2,313	27,756	900	12,150	270	2,970
	VOLENDAM	14.00	1,575	22,050	1,496	17,952	647	9,058	194	2,134

Skagway — **2019 SE ALASKA CRUISE SHIP SEASON** — **SCENARIO: HIGH**

Cruise Ships			Passengers				Crew			
Ship	In-port Hours	Aboard Estimate	Aboard Hours	Ashore Estimate	Ashore Hours	Aboard Crew	Aboard Hours	Ashore Estimate	Ashore Hours
SUBTOTAL	27.50	4,010	54,923	3,809	45,708	1,547	21,208	464	5,104
6/16/2019 SKG									
CORAL PRINCESS	14.00	2,200	30,800	2,090	25,080	895	12,530	269	2,959
SEVEN SEAS MARINER	10.00	779	7,790	740	5,920	440	4,400	132	924
SUBTOTAL	24.00	2,979	38,590	2,830	31,000	1,335	16,930	401	3,883
6/17/2019 SKG									
MILLENNIUM	13.50	2,374	32,049	2,255	27,060	997	13,460	299	3,289
OVATION OF THE SEAS	13.50	4,578	61,803	4,349	52,188	1300	17,550	390	4,290
SUBTOTAL	27.00	6,952	93,852	6,604	79,248	2,297	31,010	689	7,579
6/18/2019 SKG									
ROYAL PRINCESS	15.00	3,916	58,740	3,720	48,360	1350	20,250	405	4,860
SOLSTICE	11.00	3,135	34,485	2,978	26,802	1000	11,000	300	2,400
RUBY PRINCESS	13.25	3,366	44,600	3,198	35,178	1200	15,900	360	3,600
NIEUW AMSTERDAM	14.00	2,317	32,438	2,201	26,412	929	13,006	279	3,069
SUBTOTAL	53.25	12,734	170,263	12,097	136,752	4,479	60,156	1,344	13,929
6/19/2019 SKG									
GOLDEN PRINCESS	15.00	2,895	43,425	2,750	35,750	1100	16,500	330	3,960
RADIANCE OF THE SEAS	9.50	2,334	22,173	2,217	17,736	858	8,151	257	1,799
NORWEGIAN JOY	10.00	4,182	41,820	3,973	31,784	1821	18,210	546	3,822

2019 SE ALASKA CRUISE SHIP SEASON — **SCENARIO: HIGH**

Skagway	Cruise Ships		Passengers				Crew			
	Ship	In-port Hours	Aboard Estimate	Aboard Hours	Ashore Estimate	Ashore Hours	Aboard Crew	Aboard Hours	Ashore Estimate	Ashore Hours
	NORWEGIAN BLISS	13.25	4,404	58,353	4,184	46,024	1716	22,737	515	5,150
	AMERICAN CONSTELLATION	16.00	193	3,088	183	2,562	43	688	13	169
	SUBTOTAL	**63.75**	**14,008**	**168,859**	**13,307**	**133,856**	**5,538**	**66,286**	**1,661**	**14,900**
6/20/2019	SKG									
	AMERICAN CONSTELLATION	5.00	193	965	183	549	43	215	13	26
	GRAND PRINCESS	15.00	2,862	42,930	2,719	35,347	1150	17,250	345	4,140
	STAR PRINCESS	10.00	2,856	28,560	2,713	21,704	1100	11,000	330	2,310
	WESTERDAM	14.00	2,165	30,310	2,057	24,684	817	11,438	245	2,695
	DISNEY WONDER	12.50	1,929	24,113	1,833	20,163	947	11,838	284	2,840
	SUBTOTAL	**56.50**	**10,005**	**126,878**	**9,505**	**102,447**	**4,057**	**51,741**	**1,217**	**12,011**
6/21/2019	SKG									
	CARNIVAL LEGEND	14.00	2,336	32,704	2,219	26,628	961	13,454	288	3,168
	VIKING ORION	10.00	1,023	10,230	972	7,776	465	4,650	140	980
	NORWEGIAN JEWEL	12.00	2,627	31,524	2,496	24,960	1100	13,200	330	2,970
	SUBTOTAL	**36.00**	**5,986**	**74,458**	**5,687**	**59,364**	**2,526**	**31,304**	**758**	**7,118**
6/22/2019	SKG									
	CORAL PRINCESS	13.50	2,200	29,700	2,090	25,080	895	12,083	269	2,959
	VOLENDAM	14.00	1,575	22,050	1,496	17,952	647	9,058	194	2,134
	SUBTOTAL	**27.50**	**3,775**	**51,750**	**3,586**	**43,032**	**1,542**	**21,141**	**463**	**5,093**

Skagway — **2019 SE ALASKA CRUISE SHIP SEASON** — **SCENARIO: HIGH**

		Cruise Ships		Passengers				Crew			
		Ship	In-port Hours	Aboard Estimate	Aboard Hours	Ashore Estimate	Ashore Hours	Aboard Crew	Aboard Hours	Ashore Estimate	Ashore Hours
6/23/2019	SKG										
		AMERICAN CONSTELLATION	19.00	193	3,667	183	3,111	43	817	13	208
		ISLAND PRINCESS	14.50	2,435	35,308	2,313	30,069	900	13,050	270	3,240
		SEVEN SEAS MARINER	8.00	779	6,232	740	4,440	440	3,520	132	660
		REGATTA	10.00	768	7,680	730	5,840	372	3,720	112	784
		SUBTOTAL	**51.50**	**4,175**	**52,887**	**3,966**	**43,460**	**1,755**	**21,107**	**527**	**4,892**
6/24/2019	SKG										
		AMERICAN CONSTELLATION	5.00	193	965	183	549	43	215	13	26
		QUEEN ELIZABETH	13.00	2,285	29,705	2,171	23,881	900	11,700	270	2,700
		OVATION OF THE SEAS	13.50	4,578	61,803	4,349	52,188	1300	17,550	390	4,290
		RADIANCE OF THE SEAS	13.50	2,334	31,509	2,217	26,604	858	11,583	257	2,827
		SUBTOTAL	**45.00**	**9,390**	**123,982**	**8,920**	**103,222**	**3,101**	**41,048**	**930**	**9,843**
6/25/2019	SKG										
		GOLDEN PRINCESS	15.00	2,895	43,425	2,750	35,750	1100	16,500	330	3,960
		SOLSTICE	11.00	3,135	34,485	2,978	26,802	1000	11,000	300	2,400
		RUBY PRINCESS	13.25	3,366	44,600	3,198	35,178	1200	15,900	360	3,600
		NIEUW AMSTERDAM	14.00	2,317	32,438	2,201	26,412	929	13,006	279	3,069
		SUBTOTAL	**53.25**	**11,713**	**154,948**	**11,127**	**124,142**	**4,229**	**56,406**	**1,269**	**13,029**

Skagway — **2019 SE ALASKA CRUISE SHIP SEASON** — **SCENARIO: HIGH**

Cruise Ships			Passengers				Crew			
Ship	In-port Hours	Aboard Estimate	Aboard Hours	Ashore Estimate	Ashore Hours	Aboard Crew	Aboard Hours	Ashore Estimate	Ashore Hours
6/26/2019 SKG									
ROYAL PRINCESS	14.50	3,916	56,782	3,720	48,360	1350	19,575	405	4,860
MILLENNIUM	9.00	2,374	21,366	2,255	15,785	997	8,973	299	1,794
NORWEGIAN BLISS	13.25	4,404	58,353	4,184	46,024	1716	22,737	515	5,150
SUBTOTAL	**36.75**	**10,694**	**136,501**	**10,159**	**110,169**	**4,063**	**51,285**	**1,219**	**11,804**
6/27/2019 SKG									
STAR PRINCESS	10.50	2,856	29,988	2,713	24,417	1100	11,550	330	2,640
AZAMARA QUEST	10.00	781	7,810	742	5,936	408	4,080	122	854
NOORDAM	14.00	2,169	30,366	2,061	24,732	820	11,480	246	2,706
DISNEY WONDER	12.50	1,929	24,113	1,833	20,163	947	11,838	284	2,840
BARANOF DREAM	7.00	41	287	39	195	19	133	6	24
SUBTOTAL	**54.00**	**7,776**	**92,564**	**7,388**	**75,443**	**3,294**	**39,081**	**988**	**9,064**
6/28/2019 SKG									
NORWEGIAN JEWEL	10.00	2,627	26,270	2,496	19,968	1100	11,000	330	2,310
CRYSTAL SYMPHONY	12.00	994	11,928	944	9,440	530	6,360	159	1,431
CARNIVAL LEGEND	14.00	2,336	32,704	2,219	26,628	961	13,454	288	3,168
SUBTOTAL	**36.00**	**5,957**	**70,902**	**5,659**	**56,036**	**2,591**	**30,814**	**777**	**6,909**
6/29/2019 SKG									
ISLAND PRINCESS	14.50	2,435	35,308	2,313	30,069	900	13,050	270	3,240

Skagway — **2019 SE ALASKA CRUISE SHIP SEASON** — **SCENARIO: HIGH**

Cruise Ships		Passengers				Crew			
Ship	In-port Hours	Aboard Estimate	Aboard Hours	Ashore Estimate	Ashore Hours	Aboard Crew	Aboard Hours	Ashore Estimate	Ashore Hours
GRAND PRINCESS	13.75	2,862	39,353	2,719	32,628	1150	15,813	345	3,795
ASUKA II	10.00	959	9,590	911	7,288	545	5,450	164	1,148
VOLENDAM	14.00	1,575	22,050	1,496	17,952	647	9,058	194	2,134
SUBTOTAL	**52.25**	**7,831**	**106,301**	**7,439**	**87,937**	**3,242**	**43,371**	**973**	**10,317**
6/30/2019 SKG									
CORAL PRINCESS	14.00	2,200	30,800	2,090	25,080	895	12,530	269	2,959
SEVEN SEAS MARINER	10.00	779	7,790	740	5,920	440	4,400	132	924
VIKING ORION	10.00	1,023	10,230	972	7,776	465	4,650	140	980
SUBTOTAL	**34.00**	**4,002**	**48,820**	**3,802**	**38,776**	**1,800**	**21,580**	**541**	**4,863**
7/1/2019 SKG									
MILLENNIUM	13.50	2,374	32,049	2,255	27,060	997	13,460	299	3,289
OVATION OF THE SEAS	13.50	4,578	61,803	4,349	52,188	1300	17,550	390	4,290
SILVER MUSE	9.50	656	6,232	623	4,984	408	3,876	122	854
AMERICAN CONSTELLATION	9.00	193	1,737	183	1,281	43	387	13	78
SUBTOTAL	**45.50**	**7,801**	**101,821**	**7,410**	**85,513**	**2,748**	**35,273**	**824**	**8,511**
7/2/2019 SKG									
ROYAL PRINCESS	15.00	3,916	58,740	3,720	48,360	1350	20,250	405	4,860
SOLSTICE	11.00	3,135	34,485	2,978	26,802	1000	11,000	300	2,400
RUBY PRINCESS	13.25	3,366	44,600	3,198	35,178	1200	15,900	360	3,600
NIEUW AMSTERDAM	14.00	2,317	32,438	2,201	26,412	929	13,006	279	3,069

Skagway — **2019 SE ALASKA CRUISE SHIP SEASON** — **SCENARIO: HIGH**

	Cruise Ships		Passengers				Crew			
	Ship	In-port Hours	Aboard Estimate	Aboard Hours	Ashore Estimate	Ashore Hours	Aboard Crew	Aboard Hours	Ashore Estimate	Ashore Hours
	ALASKAN DREAM	5.50	44	242	42	168	18	99	5	15
	SUBTOTAL	**58.75**	**12,778**	**170,505**	**12,139**	**136,920**	**4,497**	**60,255**	**1,349**	**13,944**
7/3/2019	SKG									
	GOLDEN PRINCESS	15.00	2,895	43,425	2,750	35,750	1100	16,500	330	3,960
	RADIANCE OF THE SEAS	9.50	2,334	22,173	2,217	17,736	858	8,151	257	1,799
	NORWEGIAN JOY	10.00	4,182	41,820	3,973	31,784	1821	18,210	546	3,822
	NORWEGIAN BLISS	13.25	4,404	58,353	4,184	46,024	1716	22,737	515	5,150
	SUBTOTAL	**47.75**	**13,815**	**165,771**	**13,124**	**131,294**	**5,495**	**65,598**	**1,648**	**14,731**
7/4/2019	SKG									
	STAR PRINCESS	10.00	2,856	28,560	2,713	21,704	1100	11,000	330	2,310
	WESTERDAM	14.00	2,165	30,310	2,057	24,684	817	11,438	245	2,695
	DISNEY WONDER	12.50	1,929	24,113	1,833	20,163	947	11,838	284	2,840
	REGATTA	10.50	768	8,064	730	6,570	372	3,906	112	896
	SUBTOTAL	**47.00**	**7,718**	**91,047**	**7,333**	**73,121**	**3,236**	**38,182**	**971**	**8,741**
7/5/2019	SKG									
	SUN PRINCESS	13.50	2,218	29,943	2,107	25,284	924	12,474	277	3,047
	CARNIVAL LEGEND	14.00	2,336	32,704	2,219	26,628	961	13,454	288	3,168
	AMSTERDAM	9.00	1,518	13,662	1,442	10,094	647	5,823	194	1,164
	NORWEGIAN JEWEL	12.00	2,627	31,524	2,496	24,960	1100	13,200	330	2,970
	SUBTOTAL	**48.50**	**8,699**	**107,833**	**8,264**	**86,966**	**3,632**	**44,951**	**1,089**	**10,349**

Skagway — **2019 SE ALASKA CRUISE SHIP SEASON** — **SCENARIO: HIGH**

	Cruise Ships		Passengers				Crew			
	Ship	In-port Hours	Aboard Estimate	Aboard Hours	Ashore Estimate	Ashore Hours	Aboard Crew	Aboard Hours	Ashore Estimate	Ashore Hours
7/6/2019	SKG									
	CORAL PRINCESS	13.50	2,200	29,700	2,090	25,080	895	12,083	269	2,959
	VOLENDAM	14.00	1,575	22,050	1,496	17,952	647	9,058	194	2,134
	SUBTOTAL	**27.50**	**3,775**	**51,750**	**3,586**	**43,032**	**1,542**	**21,141**	**463**	**5,093**
7/7/2019	SKG									
	ISLAND PRINCESS	14.50	2,435	35,308	2,313	30,069	900	13,050	270	3,240
	SEVEN SEAS MARINER	10.00	779	7,790	740	5,920	440	4,400	132	924
	SILVER MUSE	9.00	656	5,904	623	4,361	408	3,672	122	732
	SUBTOTAL	**33.50**	**3,870**	**49,002**	**3,676**	**40,350**	**1,748**	**21,122**	**524**	**4,896**
7/8/2019	SKG									
	AZAMARA QUEST	10.00	781	7,810	742	5,936	408	4,080	122	854
	OVATION OF THE SEAS	13.50	4,578	61,803	4,349	52,188	1300	17,550	390	4,290
	RADIANCE OF THE SEAS	13.50	2,334	31,509	2,217	26,604	858	11,583	257	2,827
	AMERICAN CONSTELLATION	9.00	193	1,737	183	1,281	43	387	13	78
	SUBTOTAL	**46.00**	**7,886**	**102,859**	**7,491**	**86,009**	**2,609**	**33,600**	**782**	**8,049**
7/9/2019	SKG									
	GOLDEN PRINCESS	15.00	2,895	43,425	2,750	35,750	1100	16,500	330	3,960
	SOLSTICE	11.00	3,135	34,485	2,978	26,802	1000	11,000	300	2,400
	RUBY PRINCESS	13.25	3,366	44,600	3,198	35,178	1200	15,900	360	3,600

Skagway — **2019 SE ALASKA CRUISE SHIP SEASON** — **SCENARIO: HIGH**

Cruise Ships		Passengers				Crew			
Ship	In-port Hours	Aboard Estimate	Aboard Hours	Ashore Estimate	Ashore Hours	Aboard Crew	Aboard Hours	Ashore Estimate	Ashore Hours
NIEUW AMSTERDAM	14.00	2,317	32,438	2,201	26,412	929	13,006	279	3,069
SUBTOTAL	**53.25**	**11,713**	**154,948**	**11,127**	**124,142**	**4,229**	**56,406**	**1,269**	**13,029**
7/10/2019 SKG									
ROYAL PRINCESS	14.50	3,916	56,782	3,720	48,360	1350	19,575	405	4,860
MILLENNIUM	9.00	2,374	21,366	2,255	15,785	997	8,973	299	1,794
CRYSTAL SYMPHONY	9.50	994	9,443	944	7,552	530	5,035	159	1,113
NORWEGIAN BLISS	13.25	4,404	58,353	4,184	46,024	1716	22,737	515	5,150
SUBTOTAL	**46.25**	**11,688**	**145,944**	**11,103**	**117,721**	**4,593**	**56,320**	**1,378**	**12,917**
7/11/2019 SKG									
STAR PRINCESS	10.00	2,856	28,560	2,713	21,704	1100	11,000	330	2,310
NOORDAM	14.00	2,169	30,366	2,061	24,732	820	11,480	246	2,706
VIKING ORION	10.00	1,023	10,230	972	7,776	465	4,650	140	980
BARANOF DREAM	8.00	41	328	39	234	19	152	6	30
SUBTOTAL	**42.00**	**6,089**	**69,484**	**5,785**	**54,446**	**2,404**	**27,282**	**722**	**6,026**
7/12/2019 SKG									
NORWEGIAN JEWEL	10.00	2,627	26,270	2,496	19,968	1100	11,000	330	2,310
CARNIVAL LEGEND	14.00	2,336	32,704	2,219	26,628	961	13,454	288	3,168
AMSTERDAM	9.00	1,518	13,662	1,442	10,094	647	5,823	194	1,164
SUBTOTAL	**33.00**	**6,481**	**72,636**	**6,157**	**56,690**	**2,708**	**30,277**	**812**	**6,642**

Skagway — **2019 SE ALASKA CRUISE SHIP SEASON** — **SCENARIO: HIGH**

	Cruise Ships		Passengers				Crew			
	Ship	In-port Hours	Aboard Estimate	Aboard Hours	Ashore Estimate	Ashore Hours	Aboard Crew	Aboard Hours	Ashore Estimate	Ashore Hours
7/13/2019	SKG									
	ISLAND PRINCESS	13.50	2,435	32,873	2,313	27,756	900	12,150	270	2,970
	VOLENDAM	14.00	1,575	22,050	1,496	17,952	647	9,058	194	2,134
	SUBTOTAL	**27.50**	**4,010**	**54,923**	**3,809**	**45,708**	**1,547**	**21,208**	**464**	**5,104**
7/14/2019	SKG									
	AMERICAN CONSTELLATION	19.00	193	3,667	183	3,111	43	817	13	208
	CORAL PRINCESS	14.00	2,200	30,800	2,090	25,080	895	12,530	269	2,959
	CRYSTAL SYMPHONY	10.00	994	9,940	944	7,552	530	5,300	159	1,113
	SUBTOTAL	**43.00**	**3,387**	**44,407**	**3,217**	**35,743**	**1,468**	**18,647**	**441**	**4,280**
7/15/2019	SKG									
	AMERICAN CONSTELLATION	5.00	193	965	183	549	43	215	13	26
	MILLENNIUM	13.50	2,374	32,049	2,255	27,060	997	13,460	299	3,289
	OVATION OF THE SEAS	13.50	4,578	61,803	4,349	52,188	1300	17,550	390	4,290
	SILVER MUSE	9.50	656	6,232	623	4,984	408	3,876	122	854
	SUBTOTAL	**41.50**	**7,801**	**101,049**	**7,410**	**84,781**	**2,748**	**35,101**	**824**	**8,459**
7/16/2019	SKG									
	ROYAL PRINCESS	15.00	3,916	58,740	3,720	48,360	1350	20,250	405	4,860
	SOLSTICE	11.00	3,135	34,485	2,978	26,802	1000	11,000	300	2,400
	RUBY PRINCESS	13.25	3,366	44,600	3,198	35,178	1200	15,900	360	3,600

Skagway — **2019 SE ALASKA CRUISE SHIP SEASON** — **SCENARIO: HIGH**

Cruise Ships			Passengers				Crew			
	Ship	In-port Hours	Aboard Estimate	Aboard Hours	Ashore Estimate	Ashore Hours	Aboard Crew	Aboard Hours	Ashore Estimate	Ashore Hours
	NIEUW AMSTERDAM	14.00	2,317	32,438	2,201	26,412	929	13,006	279	3,069
	SUBTOTAL	**53.25**	**12,734**	**170,263**	**12,097**	**136,752**	**4,479**	**60,156**	**1,344**	**13,929**
7/17/2019	SKG									
	GOLDEN PRINCESS	15.00	2,895	43,425	2,750	35,750	1100	16,500	330	3,960
	RADIANCE OF THE SEAS	9.50	2,334	22,173	2,217	17,736	858	8,151	257	1,799
	NORWEGIAN JOY	10.00	4,182	41,820	3,973	31,784	1821	18,210	546	3,822
	NORWEGIAN BLISS	13.25	4,404	58,353	4,184	46,024	1716	22,737	515	5,150
	SUBTOTAL	**47.75**	**13,815**	**165,771**	**13,124**	**131,294**	**5,495**	**65,598**	**1,648**	**14,731**
7/18/2019	SKG									
	STAR PRINCESS	10.00	2,856	28,560	2,713	21,704	1100	11,000	330	2,310
	WESTERDAM	14.00	2,165	30,310	2,057	24,684	817	11,438	245	2,695
	SEVEN SEAS MARINER	10.00	779	7,790	740	5,920	440	4,400	132	924
	SUBTOTAL	**34.00**	**5,800**	**66,660**	**5,510**	**52,308**	**2,357**	**26,838**	**707**	**5,929**
7/19/2019	SKG									
	GRAND PRINCESS	13.50	2,862	38,637	2,719	32,628	1150	15,525	345	3,795
	CARNIVAL LEGEND	14.00	2,336	32,704	2,219	26,628	961	13,454	288	3,168
	NORWEGIAN JEWEL	12.00	2,627	31,524	2,496	24,960	1100	13,200	330	2,970
	SUBTOTAL	**39.50**	**7,825**	**102,865**	**7,434**	**84,216**	**3,211**	**42,179**	**963**	**9,933**

Skagway — **2019 SE ALASKA CRUISE SHIP SEASON** — **SCENARIO: HIGH**

Cruise Ships			Passengers				Crew			
	Ship	In-port Hours	Aboard Estimate	Aboard Hours	Ashore Estimate	Ashore Hours	Aboard Crew	Aboard Hours	Ashore Estimate	Ashore Hours
7/20/2019	SKG									
	CORAL PRINCESS	13.50	2,200	29,700	2,090	25,080	895	12,083	269	2,959
	VOLENDAM	14.00	1,575	22,050	1,496	17,952	647	9,058	194	2,134
	VIKING ORION	10.00	1,023	10,230	972	7,776	465	4,650	140	980
	REGATTA	14.00	768	10,752	730	8,760	372	5,208	112	1,232
	SUBTOTAL	**51.50**	**5,566**	**72,732**	**5,288**	**59,568**	**2,379**	**30,999**	**715**	**7,305**
7/21/2019	SKG									
	AMERICAN CONSTELLATION	19.00	193	3,667	183	3,111	43	817	13	208
	LE SOLEAL	13.00	246	3,198	234	2,574	139	1,807	42	420
	ISLAND PRINCESS	14.50	2,435	35,308	2,313	30,069	900	13,050	270	3,240
	SILVER MUSE	9.00	656	5,904	623	4,361	408	3,672	122	732
	SUBTOTAL	**55.50**	**3,530**	**48,077**	**3,353**	**40,115**	**1,490**	**19,346**	**447**	**4,600**
7/22/2019	SKG									
	AMERICAN CONSTELLATION	5.00	193	965	183	549	43	215	13	26
	OVATION OF THE SEAS	13.50	4,578	61,803	4,349	52,188	1300	17,550	390	4,290
	RADIANCE OF THE SEAS	13.50	2,334	31,509	2,217	26,604	858	11,583	257	2,827
	SUBTOTAL	**32.00**	**7,105**	**94,277**	**6,749**	**79,341**	**2,201**	**29,348**	**660**	**7,143**
7/23/2019	SKG									
	GOLDEN PRINCESS	15.00	2,895	43,425	2,750	35,750	1100	16,500	330	3,960

22

Skagway — **2019 SE ALASKA CRUISE SHIP SEASON** — **SCENARIO: HIGH**

Cruise Ships			Passengers				Crew			
Ship	In-port Hours	Aboard Estimate	Aboard Hours	Ashore Estimate	Ashore Hours	Aboard Crew	Aboard Hours	Ashore Estimate	Ashore Hours
SOLSTICE	11.00	3,135	34,485	2,978	26,802	1000	11,000	300	2,400
RUBY PRINCESS	13.25	3,366	44,600	3,198	35,178	1200	15,900	360	3,600
NIEUW AMSTERDAM	14.00	2,317	32,438	2,201	26,412	929	13,006	279	3,069
SUBTOTAL	**53.25**	**11,713**	**154,948**	**11,127**	**124,142**	**4,229**	**56,406**	**1,269**	**13,029**
7/24/2019 SKG									
ROYAL PRINCESS	14.50	3,916	56,782	3,720	48,360	1350	19,575	405	4,860
MILLENNIUM	9.00	2,374	21,366	2,255	15,785	997	8,973	299	1,794
NORWEGIAN BLISS	13.25	4,404	58,353	4,184	46,024	1716	22,737	515	5,150
SUBTOTAL	**36.75**	**10,694**	**136,501**	**10,159**	**110,169**	**4,063**	**51,285**	**1,219**	**11,804**
7/25/2019 SKG									
STAR PRINCESS	10.50	2,856	29,988	2,713	24,417	1100	11,550	330	2,640
AZAMARA QUEST	9.00	781	7,029	742	5,194	408	3,672	122	732
NOORDAM	14.00	2,169	30,366	2,061	24,732	820	11,480	246	2,706
DISNEY WONDER	12.50	1,929	24,113	1,833	20,163	947	11,838	284	2,840
SUBTOTAL	**46.00**	**7,735**	**91,496**	**7,349**	**74,506**	**3,275**	**38,540**	**982**	**8,918**
7/26/2019 SKG									
NORWEGIAN JEWEL	10.00	2,627	26,270	2,496	19,968	1100	11,000	330	2,310
CARNIVAL LEGEND	14.00	2,336	32,704	2,219	26,628	961	13,454	288	3,168
SUBTOTAL	**24.00**	**4,963**	**58,974**	**4,715**	**46,596**	**2,061**	**24,454**	**618**	**5,478**

Skagway — **2019 SE ALASKA CRUISE SHIP SEASON** — **SCENARIO: HIGH**

Cruise Ships			Passengers				Crew			
	Ship	In-port Hours	Aboard Estimate	Aboard Hours	Ashore Estimate	Ashore Hours	Aboard Crew	Aboard Hours	Ashore Estimate	Ashore Hours
7/27/2019	SKG									
	CRYSTAL SYMPHONY	8.50	994	8,449	944	6,608	530	4,505	159	954
	ISLAND PRINCESS	13.50	2,435	32,873	2,313	27,756	900	12,150	270	2,970
	VOLENDAM	14.00	1,575	22,050	1,496	17,952	647	9,058	194	2,134
	SUBTOTAL	**36.00**	**5,004**	**63,372**	**4,753**	**52,316**	**2,077**	**25,713**	**623**	**6,058**
7/28/2019	SKG									
	CORAL PRINCESS	14.00	2,200	30,800	2,090	25,080	895	12,530	269	2,959
	SEVEN SEAS MARINER	10.00	779	7,790	740	5,920	440	4,400	132	924
	SUBTOTAL	**24.00**	**2,979**	**38,590**	**2,830**	**31,000**	**1,335**	**16,930**	**401**	**3,883**
7/29/2019	SKG									
	MILLENNIUM	13.50	2,374	32,049	2,255	27,060	997	13,460	299	3,289
	OVATION OF THE SEAS	13.50	4,578	61,803	4,349	52,188	1300	17,550	390	4,290
	SILVER MUSE	9.50	656	6,232	623	4,984	408	3,876	122	854
	VIKING ORION	10.00	1,023	10,230	972	7,776	465	4,650	140	980
	AMERICAN CONSTELLATION	9.00	193	1,737	183	1,281	43	387	13	78
	SUBTOTAL	**55.50**	**8,824**	**112,051**	**8,382**	**93,289**	**3,213**	**39,923**	**964**	**9,491**
7/30/2019	SKG									
	ROYAL PRINCESS	15.00	3,916	58,740	3,720	48,360	1350	20,250	405	4,860
	SOLSTICE	11.00	3,135	34,485	2,978	26,802	1000	11,000	300	2,400

Skagway — **2019 SE ALASKA CRUISE SHIP SEASON** — **SCENARIO: HIGH**

Cruise Ships		Passengers				Crew			
Ship	In-port Hours	Aboard Estimate	Aboard Hours	Ashore Estimate	Ashore Hours	Aboard Crew	Aboard Hours	Ashore Estimate	Ashore Hours
RUBY PRINCESS	13.25	3,366	44,600	3,198	35,178	1200	15,900	360	3,600
NIEUW AMSTERDAM	14.00	2,317	32,438	2,201	26,412	929	13,006	279	3,069
SUBTOTAL	**53.25**	**12,734**	**170,263**	**12,097**	**136,752**	**4,479**	**60,156**	**1,344**	**13,929**
7/31/2019 SKG									
GOLDEN PRINCESS	15.00	2,895	43,425	2,750	35,750	1100	16,500	330	3,960
RADIANCE OF THE SEAS	9.50	2,334	22,173	2,217	17,736	858	8,151	257	1,799
NORWEGIAN JOY	10.00	4,182	41,820	3,973	31,784	1821	18,210	546	3,822
NORWEGIAN BLISS	13.25	4,404	58,353	4,184	46,024	1716	22,737	515	5,150
BARANOF DREAM	8.00	41	328	39	234	19	152	6	30
SUBTOTAL	**55.75**	**13,856**	**166,099**	**13,163**	**131,528**	**5,514**	**65,750**	**1,654**	**14,761**
8/1/2019 SKG									
STAR PRINCESS	10.50	2,856	29,988	2,713	24,417	1100	11,550	330	2,640
REGATTA	9.00	768	6,912	730	5,110	372	3,348	112	672
WESTERDAM	14.00	2,165	30,310	2,057	24,684	817	11,438	245	2,695
DISNEY WONDER	12.50	1,929	24,113	1,833	20,163	947	11,838	284	2,840
ALASKAN DREAM	5.00	44	220	42	126	18	90	5	10
SUBTOTAL	**51.00**	**7,762**	**91,543**	**7,375**	**74,500**	**3,254**	**38,264**	**976**	**8,857**
8/2/2019 SKG									
LE SOLEAL	13.00	246	3,198	234	2,574	139	1,807	42	420
CRYSTAL SYMPHONY	11.00	994	10,934	944	8,496	530	5,830	159	1,272

Skagway — **2019 SE ALASKA CRUISE SHIP SEASON** — **SCENARIO: HIGH**

Cruise Ships		Passengers				Crew			
Ship	In-port Hours	Aboard Estimate	Aboard Hours	Ashore Estimate	Ashore Hours	Aboard Crew	Aboard Hours	Ashore Estimate	Ashore Hours
CARNIVAL LEGEND	14.00	2,336	32,704	2,219	26,628	961	13,454	288	3,168
NORWEGIAN JEWEL	12.00	2,627	31,524	2,496	24,960	1100	13,200	330	2,970
SUBTOTAL	**50.00**	**6,203**	**78,360**	**5,893**	**62,658**	**2,730**	**34,291**	**819**	**7,830**
8/3/2019 SKG									
CORAL PRINCESS	13.50	2,200	29,700	2,090	25,080	895	12,083	269	2,959
VOLENDAM	14.00	1,575	22,050	1,496	17,952	647	9,058	194	2,134
AZAMARA QUEST	9.50	781	7,420	742	5,936	408	3,876	122	854
SUBTOTAL	**37.00**	**4,556**	**59,170**	**4,328**	**48,968**	**1,950**	**25,017**	**585**	**5,947**
8/4/2019 SKG									
LE SOLEAL	13.00	246	3,198	234	2,574	139	1,807	42	420
ISLAND PRINCESS	14.50	2,435	35,308	2,313	30,069	900	13,050	270	3,240
SEVEN SEAS MARINER	8.00	779	6,232	740	4,440	440	3,520	132	660
SILVER MUSE	9.00	656	5,904	623	4,361	408	3,672	122	732
SUBTOTAL	**44.50**	**4,116**	**50,642**	**3,910**	**41,444**	**1,887**	**22,049**	**566**	**5,052**
8/5/2019 SKG									
OVATION OF THE SEAS	13.50	4,578	61,803	4,349	52,188	1300	17,550	390	4,290
RADIANCE OF THE SEAS	13.50	2,334	31,509	2,217	26,604	858	11,583	257	2,827
AMERICAN CONSTELLATION	9.00	193	1,737	183	1,281	43	387	13	78
SUBTOTAL	**36.00**	**7,105**	**95,049**	**6,749**	**80,073**	**2,201**	**29,520**	**660**	**7,195**

Skagway — **2019 SE ALASKA CRUISE SHIP SEASON** — **SCENARIO: HIGH**

Cruise Ships			Passengers				Crew			
Ship	In-port Hours	Aboard Estimate	Aboard Hours	Ashore Estimate	Ashore Hours	Aboard Crew	Aboard Hours	Ashore Estimate	Ashore Hours
8/6/2019 SKG									
GOLDEN PRINCESS	15.00	2,895	43,425	2,750	35,750	1100	16,500	330	3,960
SOLSTICE	11.00	3,135	34,485	2,978	26,802	1000	11,000	300	2,400
RUBY PRINCESS	13.25	3,366	44,600	3,198	35,178	1200	15,900	360	3,600
NIEUW AMSTERDAM	14.00	2,317	32,438	2,201	26,412	929	13,006	279	3,069
SUBTOTAL	**53.25**	**11,713**	**154,948**	**11,127**	**124,142**	**4,229**	**56,406**	**1,269**	**13,029**
8/7/2019 SKG									
ROYAL PRINCESS	14.50	3,916	56,782	3,720	48,360	1350	19,575	405	4,860
MILLENNIUM	9.00	2,374	21,366	2,255	15,785	997	8,973	299	1,794
NORWEGIAN BLISS	13.25	4,404	58,353	4,184	46,024	1716	22,737	515	5,150
SUBTOTAL	**36.75**	**10,694**	**136,501**	**10,159**	**110,169**	**4,063**	**51,285**	**1,219**	**11,804**
8/8/2019 SKG									
STAR PRINCESS	10.00	2,856	28,560	2,713	21,704	1100	11,000	330	2,310
NOORDAM	14.00	2,169	30,366	2,061	24,732	820	11,480	246	2,706
DISNEY WONDER	12.50	1,929	24,113	1,833	20,163	947	11,838	284	2,840
SUBTOTAL	**36.50**	**6,954**	**83,039**	**6,607**	**66,599**	**2,867**	**34,318**	**860**	**7,856**
8/9/2019 SKG									
VIKING ORION	12.00	1,023	12,276	972	9,720	465	5,580	140	1,260
NORWEGIAN JEWEL	10.00	2,627	26,270	2,496	19,968	1100	11,000	330	2,310

Skagway — **2019 SE ALASKA CRUISE SHIP SEASON** — **SCENARIO: HIGH**

Cruise Ships			Passengers				Crew			
Ship	In-port Hours	Aboard Estimate	Aboard Hours	Ashore Estimate	Ashore Hours	Aboard Crew	Aboard Hours	Ashore Estimate	Ashore Hours
GRAND PRINCESS	13.50	2,862	38,637	2,719	32,628	1150	15,525	345	3,795
CARNIVAL LEGEND	14.00	2,336	32,704	2,219	26,628	961	13,454	288	3,168
SUBTOTAL	**49.50**	**8,848**	**109,887**	**8,406**	**88,944**	**3,676**	**45,559**	**1,103**	**10,533**
8/10/2019 SKG									
ISLAND PRINCESS	13.50	2,435	32,873	2,313	27,756	900	12,150	270	2,970
VOLENDAM	14.00	1,575	22,050	1,496	17,952	647	9,058	194	2,134
SUBTOTAL	**27.50**	**4,010**	**54,923**	**3,809**	**45,708**	**1,547**	**21,208**	**464**	**5,104**
8/11/2019 SKG									
AMERICAN CONSTELLATION	19.00	193	3,667	183	3,111	43	817	13	208
CORAL PRINCESS	14.00	2,200	30,800	2,090	25,080	895	12,530	269	2,959
SEVEN SEAS MARINER	10.00	779	7,790	740	5,920	440	4,400	132	924
SUBTOTAL	**43.00**	**3,172**	**42,257**	**3,013**	**34,111**	**1,378**	**17,747**	**414**	**4,091**
8/12/2019 SKG									
AMERICAN CONSTELLATION	5.00	193	965	183	549	43	215	13	26
MILLENNIUM	13.50	2,374	32,049	2,255	27,060	997	13,460	299	3,289
OVATION OF THE SEAS	13.50	4,578	61,803	4,349	52,188	1300	17,550	390	4,290
SILVER MUSE	9.50	656	6,232	623	4,984	408	3,876	122	854
SUBTOTAL	**41.50**	**7,801**	**101,049**	**7,410**	**84,781**	**2,748**	**35,101**	**824**	**8,459**

Skagway — **2019 SE ALASKA CRUISE SHIP SEASON** — **SCENARIO: HIGH**

Cruise Ships			Passengers				Crew			
Ship	In-port Hours	Aboard Estimate	Aboard Hours	Ashore Estimate	Ashore Hours	Aboard Crew	Aboard Hours	Ashore Estimate	Ashore Hours
8/13/2019 SKG									
ROYAL PRINCESS	15.00	3,916	58,740	3,720	48,360	1350	20,250	405	4,860
SOLSTICE	11.00	3,135	34,485	2,978	26,802	1000	11,000	300	2,400
RUBY PRINCESS	13.25	3,366	44,600	3,198	35,178	1200	15,900	360	3,600
NIEUW AMSTERDAM	14.00	2,317	32,438	2,201	26,412	929	13,006	279	3,069
SUBTOTAL	**53.25**	**12,734**	**170,263**	**12,097**	**136,752**	**4,479**	**60,156**	**1,344**	**13,929**
8/14/2019 SKG									
GOLDEN PRINCESS	15.00	2,895	43,425	2,750	35,750	1100	16,500	330	3,960
RADIANCE OF THE SEAS	9.50	2,334	22,173	2,217	17,736	858	8,151	257	1,799
NORWEGIAN JOY	10.00	4,182	41,820	3,973	31,784	1821	18,210	546	3,822
NORWEGIAN BLISS	13.25	4,404	58,353	4,184	46,024	1716	22,737	515	5,150
SUBTOTAL	**47.75**	**13,815**	**165,771**	**13,124**	**131,294**	**5,495**	**65,598**	**1,648**	**14,731**
8/15/2019 SKG									
STAR PRINCESS	10.50	2,856	29,988	2,713	24,417	1100	11,550	330	2,640
WESTERDAM	14.00	2,165	30,310	2,057	24,684	817	11,438	245	2,695
DISNEY WONDER	12.50	1,929	24,113	1,833	20,163	947	11,838	284	2,840
REGATTA	8.00	768	6,144	730	4,380	372	2,976	112	560
SUBTOTAL	**45.00**	**7,718**	**90,555**	**7,333**	**73,644**	**3,236**	**37,802**	**971**	**8,735**

Skagway — **2019 SE ALASKA CRUISE SHIP SEASON** — **SCENARIO: HIGH**

Cruise Ships			Passengers				Crew			
	Ship	In-port Hours	Aboard Estimate	Aboard Hours	Ashore Estimate	Ashore Hours	Aboard Crew	Aboard Hours	Ashore Estimate	Ashore Hours
8/16/2019	SKG									
	CARNIVAL LEGEND	14.00	2,336	32,704	2,219	26,628	961	13,454	288	3,168
	NORWEGIAN JEWEL	12.00	2,627	31,524	2,496	24,960	1100	13,200	330	2,970
	SUBTOTAL	**26.00**	**4,963**	**64,228**	**4,715**	**51,588**	**2,061**	**26,654**	**618**	**6,138**
8/17/2019	SKG									
	CORAL PRINCESS	13.50	2,200	29,700	2,090	25,080	895	12,083	269	2,959
	VOLENDAM	14.00	1,575	22,050	1,496	17,952	647	9,058	194	2,134
	SUBTOTAL	**27.50**	**3,775**	**51,750**	**3,586**	**43,032**	**1,542**	**21,141**	**463**	**5,093**
8/18/2019	SKG									
	AMERICAN CONSTELLATION	19.00	193	3,667	183	3,111	43	817	13	208
	ISLAND PRINCESS	14.00	2,435	34,090	2,313	27,756	900	12,600	270	2,970
	SEVEN SEAS MARINER	8.00	779	6,232	740	4,440	440	3,520	132	660
	SILVER MUSE	9.00	656	5,904	623	4,361	408	3,672	122	732
	SUBTOTAL	**50.00**	**4,063**	**49,893**	**3,859**	**39,668**	**1,791**	**20,609**	**537**	**4,570**
8/19/2019	SKG									
	AMERICAN CONSTELLATION	5.00	193	965	183	549	43	215	13	26
	GRAND PRINCESS	13.25	2,862	37,922	2,719	29,909	1150	15,238	345	3,450
	OVATION OF THE SEAS	13.50	4,578	61,803	4,349	52,188	1300	17,550	390	4,290
	RADIANCE OF THE SEAS	13.50	2,334	31,509	2,217	26,604	858	11,583	257	2,827

Skagway — **2019 SE ALASKA CRUISE SHIP SEASON** — **SCENARIO: HIGH**

Cruise Ships		Passengers				Crew			
Ship	In-port Hours	Aboard Estimate	Aboard Hours	Ashore Estimate	Ashore Hours	Aboard Crew	Aboard Hours	Ashore Estimate	Ashore Hours
SUBTOTAL	**45.25**	**9,967**	**132,199**	**9,468**	**109,250**	**3,351**	**44,586**	**1,005**	**10,593**
8/20/2019 SKG									
GOLDEN PRINCESS	15.00	2,895	43,425	2,750	35,750	1100	16,500	330	3,960
SOLSTICE	11.00	3,135	34,485	2,978	26,802	1000	11,000	300	2,400
RUBY PRINCESS	13.25	3,366	44,600	3,198	35,178	1200	15,900	360	3,600
NIEUW AMSTERDAM	14.00	2,317	32,438	2,201	26,412	929	13,006	279	3,069
SUBTOTAL	**53.25**	**11,713**	**154,948**	**11,127**	**124,142**	**4,229**	**56,406**	**1,269**	**13,029**
8/21/2019 SKG									
ROYAL PRINCESS	14.50	3,916	56,782	3,720	48,360	1350	19,575	405	4,860
MILLENNIUM	9.00	2,374	21,366	2,255	15,785	997	8,973	299	1,794
NORWEGIAN BLISS	13.25	4,404	58,353	4,184	46,024	1716	22,737	515	5,150
SUBTOTAL	**36.75**	**10,694**	**136,501**	**10,159**	**110,169**	**4,063**	**51,285**	**1,219**	**11,804**
8/22/2019 SKG									
STAR PRINCESS	10.00	2,856	28,560	2,713	21,704	1100	11,000	330	2,310
NOORDAM	14.00	2,169	30,366	2,061	24,732	820	11,480	246	2,706
DISNEY WONDER	12.50	1,929	24,113	1,833	20,163	947	11,838	284	2,840
BARANOF DREAM	8.00	41	328	39	234	19	152	6	30
SUBTOTAL	**44.50**	**6,995**	**83,367**	**6,646**	**66,833**	**2,886**	**34,470**	**866**	**7,886**

Skagway — **2019 SE ALASKA CRUISE SHIP SEASON** — **SCENARIO: HIGH**

	Cruise Ships		Passengers				Crew			
	Ship	In-port Hours	Aboard Estimate	Aboard Hours	Ashore Estimate	Ashore Hours	Aboard Crew	Aboard Hours	Ashore Estimate	Ashore Hours
8/23/2019	SKG									
	NORWEGIAN JEWEL	10.00	2,627	26,270	2,496	19,968	1100	11,000	330	2,310
	CARNIVAL LEGEND	14.00	2,336	32,704	2,219	26,628	961	13,454	288	3,168
	SUBTOTAL	**24.00**	**4,963**	**58,974**	**4,715**	**46,596**	**2,061**	**24,454**	**618**	**5,478**
8/24/2019	SKG									
	CRYSTAL SYMPHONY	11.00	994	10,934	944	8,496	530	5,830	159	1,272
	ISLAND PRINCESS	13.50	2,435	32,873	2,313	27,756	900	12,150	270	2,970
	VOLENDAM	14.00	1,575	22,050	1,496	17,952	647	9,058	194	2,134
	ALASKAN DREAM	5.50	44	242	42	168	18	99	5	15
	SUBTOTAL	**44.00**	**5,048**	**66,099**	**4,795**	**54,372**	**2,095**	**27,137**	**628**	**6,391**
8/25/2019	SKG									
	AMERICAN CONSTELLATION	19.00	193	3,667	183	3,111	43	817	13	208
	CORAL PRINCESS	14.00	0	0	0	0		0	0	0
	SEVEN SEAS MARINER	10.00	779	7,790	740	5,920	440	4,400	132	924
	SUBTOTAL	**43.00**	**972**	**11,457**	**923**	**9,031**	**483**	**5,217**	**145**	**1,132**
8/26/2019	SKG									
	AMERICAN CONSTELLATION	5.00	193	965	183	549	43	215	13	26
	MILLENNIUM	13.50	2,374	32,049	2,255	27,060	997	13,460	299	3,289
	OVATION OF THE SEAS	13.50	4,578	61,803	4,349	52,188	1300	17,550	390	4,290

Skagway — **2019 SE ALASKA CRUISE SHIP SEASON** — **SCENARIO: HIGH**

Cruise Ships			Passengers				Crew			
Ship	In-port Hours	Aboard Estimate	Aboard Hours	Ashore Estimate	Ashore Hours	Aboard Crew	Aboard Hours	Ashore Estimate	Ashore Hours
SILVER MUSE	9.50	656	6,232	623	4,984	408	3,876	122	854
BARANOF DREAM	6.00	41	246	39	156	19	114	6	18
SUBTOTAL	**47.50**	**7,842**	**101,295**	**7,449**	**84,937**	**2,767**	**35,215**	**830**	**8,477**
8/27/2019 SKG									
ROYAL PRINCESS	15.00	3,916	58,740	3,720	48,360	1350	20,250	405	4,860
SOLSTICE	11.00	3,135	34,485	2,978	26,802	1000	11,000	300	2,400
RUBY PRINCESS	13.25	3,366	44,600	3,198	35,178	1200	15,900	360	3,600
NIEUW AMSTERDAM	14.00	2,317	32,438	2,201	26,412	929	13,006	279	3,069
SUBTOTAL	**53.25**	**12,734**	**170,263**	**12,097**	**136,752**	**4,479**	**60,156**	**1,344**	**13,929**
8/28/2019 SKG									
GOLDEN PRINCESS	15.00	2,895	43,425	2,750	35,750	1100	16,500	330	3,960
RADIANCE OF THE SEAS	9.50	2,334	22,173	2,217	17,736	858	8,151	257	1,799
NORWEGIAN JOY	10.00	4,182	41,820	3,973	31,784	1821	18,210	546	3,822
NORWEGIAN BLISS	13.25	4,404	58,353	4,184	46,024	1716	22,737	515	5,150
SUBTOTAL	**47.75**	**13,815**	**165,771**	**13,124**	**131,294**	**5,495**	**65,598**	**1,648**	**14,731**
8/29/2019 SKG									
GRAND PRINCESS	15.00	2,862	42,930	2,719	35,347	1150	17,250	345	4,140
STAR PRINCESS	10.00	2,856	28,560	2,713	21,704	1100	11,000	330	2,310
WESTERDAM	14.00	2,165	30,310	2,057	24,684	817	11,438	245	2,695
DISNEY WONDER	12.50	1,929	24,113	1,833	20,163	947	11,838	284	2,840

Skagway — **2019 SE ALASKA CRUISE SHIP SEASON** — **SCENARIO: HIGH**

Cruise Ships			Passengers				Crew			
Ship	In-port Hours	Aboard Estimate	Aboard Hours	Ashore Estimate	Ashore Hours	Aboard Crew	Aboard Hours	Ashore Estimate	Ashore Hours
SUBTOTAL	51.50	9,812	125,913	9,322	101,898	4,014	51,526	1,204	11,985
8/30/2019 SKG									
CARNIVAL LEGEND	14.00	2,336	32,704	2,219	26,628	961	13,454	288	3,168
CRYSTAL SYMPHONY	10.00	994	9,940	944	7,552	530	5,300	159	1,113
NORWEGIAN JEWEL	12.00	2,627	31,524	2,496	24,960	1100	13,200	330	2,970
SUBTOTAL	36.00	5,957	74,168	5,659	59,140	2,591	31,954	777	7,251
8/31/2019 SKG									
CORAL PRINCESS	13.50	2,200	29,700	2,090	25,080	895	12,083	269	2,959
VOLENDAM	14.00	1,575	22,050	1,496	17,952	647	9,058	194	2,134
REGATTA	14.00	768	10,752	730	8,760	372	5,208	112	1,232
SUBTOTAL	41.50	4,543	62,502	4,316	51,792	1,914	26,349	575	6,325
9/1/2019 SKG									
AMERICAN CONSTELLATION	19.00	193	3,667	183	3,111	43	817	13	208
ISLAND PRINCESS	14.00	2,435	34,090	2,313	27,756	900	12,600	270	2,970
SEVEN SEAS MARINER	8.00	779	6,232	740	4,440	440	3,520	132	660
SILVER MUSE	9.00	656	5,904	623	4,361	408	3,672	122	732
SUBTOTAL	50.00	4,063	49,893	3,859	39,668	1,791	20,609	537	4,570
9/2/2019 SKG									
AMERICAN CONSTELLATION	5.00	193	965	183	549	43	215	13	26

Skagway — **2019 SE ALASKA CRUISE SHIP SEASON** — **SCENARIO: HIGH**

Cruise Ships			Passengers				Crew			
Ship	In-port Hours	Aboard Estimate	Aboard Hours	Ashore Estimate	Ashore Hours	Aboard Crew	Aboard Hours	Ashore Estimate	Ashore Hours
OVATION OF THE SEAS	13.50	4,578	61,803	4,349	52,188	1300	17,550	390	4,290
RADIANCE OF THE SEAS	13.50	2,334	31,509	2,217	26,604	858	11,583	257	2,827
SUBTOTAL	**32.00**	**7,105**	**94,277**	**6,749**	**79,341**	**2,201**	**29,348**	**660**	**7,143**
9/3/2019 SKG									
GOLDEN PRINCESS	15.00	2,895	43,425	2,750	35,750	1100	16,500	330	3,960
SOLSTICE	11.00	3,135	34,485	2,978	26,802	1000	11,000	300	2,400
RUBY PRINCESS	13.25	3,366	44,600	3,198	35,178	1200	15,900	360	3,600
NIEUW AMSTERDAM	14.00	2,317	32,438	2,201	26,412	929	13,006	279	3,069
SUBTOTAL	**53.25**	**11,713**	**154,948**	**11,127**	**124,142**	**4,229**	**56,406**	**1,269**	**13,029**
9/4/2019 SKG									
ROYAL PRINCESS	14.00	3,916	54,824	3,720	44,640	1350	18,900	405	4,455
NORWEGIAN BLISS	13.25	4,404	58,353	4,184	46,024	1716	22,737	515	5,150
SUBTOTAL	**27.25**	**8,320**	**113,177**	**7,904**	**90,664**	**3,066**	**41,637**	**920**	**9,605**
9/5/2019 SKG									
STAR PRINCESS	10.00	2,856	28,560	2,713	21,704	1100	11,000	330	2,310
NOORDAM	14.00	2,169	30,366	2,061	24,732	820	11,480	246	2,706
DISNEY WONDER	12.50	1,929	24,113	1,833	20,163	947	11,838	284	2,840
SUBTOTAL	**36.50**	**6,954**	**83,039**	**6,607**	**66,599**	**2,867**	**34,318**	**860**	**7,856**

Skagway — **2019 SE ALASKA CRUISE SHIP SEASON** — **SCENARIO: HIGH**

Cruise Ships			Passengers				Crew			
	Ship	In-port Hours	Aboard Estimate	Aboard Hours	Ashore Estimate	Ashore Hours	Aboard Crew	Aboard Hours	Ashore Estimate	Ashore Hours
9/6/2019	SKG									
	NORWEGIAN JEWEL	10.00	2,627	26,270	2,496	19,968	1100	11,000	330	2,310
	CARNIVAL LEGEND	14.00	2,336	32,704	2,219	26,628	961	13,454	288	3,168
	CRYSTAL SYMPHONY	11.00	994	10,934	944	8,496	530	5,830	159	1,272
	BARANOF DREAM	6.00	41	246	39	156	19	114	6	18
	SUBTOTAL	**41.00**	**5,998**	**70,154**	**5,698**	**55,248**	**2,610**	**30,398**	**783**	**6,768**
9/7/2019	SKG									
	GRAND PRINCESS	14.25	2,862	40,784	2,719	32,628	1150	16,388	345	3,795
	ISLAND PRINCESS	13.50	2,435	32,873	2,313	27,756	900	12,150	270	2,970
	VOLENDAM	14.00	1,575	22,050	1,496	17,952	647	9,058	194	2,134
	SUBTOTAL	**41.75**	**6,872**	**95,707**	**6,528**	**78,336**	**2,697**	**37,596**	**809**	**8,899**
9/8/2019	SKG									
	AMERICAN CONSTELLATION	19.00	193	3,667	183	3,111	43	817	13	208
	CORAL PRINCESS	14.00	2,200	30,800	2,090	25,080	895	12,530	269	2,959
	SEVEN SEAS MARINER	10.00	779	7,790	740	5,920	440	4,400	132	924
	BARANOF DREAM	7.50	41	308	39	234	19	143	6	30
	SUBTOTAL	**50.50**	**3,213**	**42,565**	**3,052**	**34,345**	**1,397**	**17,890**	**420**	**4,121**
9/9/2019	SKG									
	AMERICAN CONSTELLATION	5.00	193	965	183	549	43	215	13	26

Skagway — **2019 SE ALASKA CRUISE SHIP SEASON** — **SCENARIO: HIGH**

Cruise Ships			Passengers				Crew			
Ship	In-port Hours	Aboard Estimate	Aboard Hours	Ashore Estimate	Ashore Hours	Aboard Crew	Aboard Hours	Ashore Estimate	Ashore Hours
OVATION OF THE SEAS	13.50	4,578	61,803	4,349	52,188	1300	17,550	390	4,290
SILVER MUSE	9.50	656	6,232	623	4,984	408	3,876	122	854
SUBTOTAL	**28.00**	**5,427**	**69,000**	**5,155**	**57,721**	**1,751**	**21,641**	**525**	**5,170**
9/10/2019 SKG									
ROYAL PRINCESS	15.00	3,916	58,740	3,720	48,360	1350	20,250	405	4,860
SOLSTICE	11.00	3,135	34,485	2,978	26,802	1000	11,000	300	2,400
RUBY PRINCESS	13.25	3,366	44,600	3,198	35,178	1200	15,900	360	3,600
NIEUW AMSTERDAM	14.00	2,317	32,438	2,201	26,412	929	13,006	279	3,069
SUBTOTAL	**53.25**	**12,734**	**170,263**	**12,097**	**136,752**	**4,479**	**60,156**	**1,344**	**13,929**
9/11/2019 SKG									
GOLDEN PRINCESS	14.50	2,895	41,978	2,750	35,750	1100	15,950	330	3,960
NORWEGIAN JOY	10.00	4,182	41,820	3,973	31,784	1821	18,210	546	3,822
NORWEGIAN BLISS	13.25	4,404	58,353	4,184	46,024	1716	22,737	515	5,150
SUBTOTAL	**37.75**	**11,481**	**142,151**	**10,907**	**113,558**	**4,637**	**56,897**	**1,391**	**12,932**
9/12/2019 SKG									
STAR PRINCESS	10.00	2,856	28,560	2,713	21,704	1100	11,000	330	2,310
WESTERDAM	14.00	2,165	30,310	2,057	24,684	817	11,438	245	2,695
DISNEY WONDER	12.50	1,929	24,113	1,833	20,163	947	11,838	284	2,840
SUBTOTAL	**36.50**	**6,950**	**82,983**	**6,603**	**66,551**	**2,864**	**34,276**	**859**	**7,845**

Skagway — **2019 SE ALASKA CRUISE SHIP SEASON** — **SCENARIO: HIGH**

Cruise Ships		Passengers				Crew			
Ship	In-port Hours	Aboard Estimate	Aboard Hours	Ashore Estimate	Ashore Hours	Aboard Crew	Aboard Hours	Ashore Estimate	Ashore Hours
9/13/2019 SKG									
CARNIVAL LEGEND	14.00	2,336	32,704	2,219	26,628	961	13,454	288	3,168
CRYSTAL SYMPHONY	11.00	994	10,934	944	8,496	530	5,830	159	1,272
NORWEGIAN JEWEL	12.00	2,627	31,524	2,496	24,960	1100	13,200	330	2,970
SUBTOTAL	**37.00**	**5,957**	**75,162**	**5,659**	**60,084**	**2,591**	**32,484**	**777**	**7,410**
9/14/2019 SKG									
CORAL PRINCESS	13.50	2,200	29,700	2,090	25,080	895	12,083	269	2,959
VOLENDAM	14.00	1,575	22,050	1,496	17,952	647	9,058	194	2,134
SUBTOTAL	**27.50**	**3,775**	**51,750**	**3,586**	**43,032**	**1,542**	**21,141**	**463**	**5,093**
9/15/2019 SKG									
SEVEN SEAS MARINER	7.00	779	5,453	740	3,700	440	3,080	132	528
SUBTOTAL	**7.00**	**779**	**5,453**	**740**	**3,700**	**440**	**3,080**	**132**	**528**
9/16/2019 SKG									
OVATION OF THE SEAS	13.50	4,578	61,803	4,349	52,188	1300	17,550	390	4,290
SUBTOTAL	**13.50**	**4,578**	**61,803**	**4,349**	**52,188**	**1,300**	**17,550**	**390**	**4,290**
9/17/2019 SKG									
GOLDEN PRINCESS	14.50	2,895	41,978	2,750	35,750	1100	15,950	330	3,960
RUBY PRINCESS	13.25	3,366	44,600	3,198	35,178	1200	15,900	360	3,600
NIEUW AMSTERDAM	14.00	2,317	32,438	2,201	26,412	929	13,006	279	3,069

Skagway — **2019 SE ALASKA CRUISE SHIP SEASON** — **SCENARIO: HIGH**

Cruise Ships			Passengers				Crew			
	Ship	In-port Hours	Aboard Estimate	Aboard Hours	Ashore Estimate	Ashore Hours	Aboard Crew	Aboard Hours	Ashore Estimate	Ashore Hours
	SUBTOTAL	**41.75**	**8,578**	**119,016**	**8,149**	**97,340**	**3,229**	**44,856**	**969**	**10,629**
9/18/2019	SKG									
	NORWEGIAN JOY	10.00	4,182	41,820	3,973	31,784	1821	18,210	546	3,822
	NORWEGIAN BLISS	13.25	4,404	58,353	4,184	46,024	1716	22,737	515	5,150
	NOORDAM	14.00	2,169	30,366	2,061	24,732	820	11,480	246	2,706
	SUBTOTAL	**37.25**	**10,755**	**130,539**	**10,218**	**102,540**	**4,357**	**52,427**	**1,307**	**11,678**
9/19/2019	SKG									
	STAR PRINCESS	10.50	2,856	29,988	2,713	24,417	1100	11,550	330	2,640
	SUBTOTAL	**10.50**	**2,856**	**29,988**	**2,713**	**24,417**	**1,100**	**11,550**	**330**	**2,640**
9/20/2019	SKG									
	NORWEGIAN JEWEL	10.00	2,627	26,270	2,496	19,968	1100	11,000	330	2,310
	SUBTOTAL	**10.00**	**2,627**	**26,270**	**2,496**	**19,968**	**1,100**	**11,000**	**330**	**2,310**
9/21/2019	SKG									
	CORAL PRINCESS	13.50	2,200	29,700	2,090	25,080	895	12,083	269	2,959
	VOLENDAM	14.00	1,575	22,050	1,496	17,952	647	9,058	194	2,134
	SUBTOTAL	**27.50**	**3,775**	**51,750**	**3,586**	**43,032**	**1,542**	**21,141**	**463**	**5,093**
9/22/2019	SKG									
	CARNIVAL LEGEND	13.00	2,336	30,368	2,219	24,409	961	12,493	288	2,880

Skagway — **2019 SE ALASKA CRUISE SHIP SEASON** — **SCENARIO: HIGH**

Cruise Ships		Passengers				Crew			
Ship	In-port Hours	Aboard Estimate	Aboard Hours	Ashore Estimate	Ashore Hours	Aboard Crew	Aboard Hours	Ashore Estimate	Ashore Hours
SUBTOTAL	13.00	2,336	30,368	2,219	24,409	961	12,493	288	2,880
9/23/2019 SKG									
ROYAL PRINCESS	13.50	3,916	52,866	3,720	44,640	1350	18,225	405	4,455
SUBTOTAL	13.50	3,916	52,866	3,720	44,640	1,350	18,225	405	4,455
9/24/2019 SKG									
NORWEGIAN JOY	13.25	4,182	55,412	3,973	43,703	1821	24,128	546	5,460
NIEUW AMSTERDAM	14.00	2,317	32,438	2,201	26,412	929	13,006	279	3,069
SUBTOTAL	27.25	6,499	87,850	6,174	70,115	2,750	37,134	825	8,529
9/25/2019 SKG									
NORWEGIAN BLISS	13.25	4,404	58,353	4,184	46,024	1716	22,737	515	5,150
WESTERDAM	14.00	2,165	30,310	2,057	24,684	817	11,438	245	2,695
NOORDAM	14.00	2,169	30,366	2,061	24,732	820	11,480	246	2,706
SUBTOTAL	41.25	8,738	119,029	8,302	95,440	3,353	45,655	1,006	10,551
9/26/2019 SKG									
NORWEGIAN JEWEL	13.25	2,627	34,808	2,496	27,456	1100	14,575	330	3,300
SUBTOTAL	13.25	2,627	34,808	2,496	27,456	1,100	14,575	330	3,300
10/1/2019 SKG									
NORWEGIAN JOY	13.25	4,182	55,412	3,973	43,703	1821	24,128	546	5,460

2019 SE ALASKA CRUISE SHIP SEASON — **SCENARIO: HIGH**

Skagway	Cruise Ships		Passengers				Crew			
	Ship	In-port Hours	Aboard Estimate	Aboard Hours	Ashore Estimate	Ashore Hours	Aboard Crew	Aboard Hours	Ashore Estimate	Ashore Hours
	SUBTOTAL	13.25	4,182	55,412	3,973	43,703	1,821	24,128	546	5,460
10/3/2019	SKG									
	NORWEGIAN JEWEL	13.25	2,627	34,808	2,496	27,456	1100	14,575	330	3,300
	SUBTOTAL	13.25	2,627	34,808	2,496	27,456	1,100	14,575	330	3,300
	GRAND TOTAL	5,604.75	1,066,875	13,626,469	1,013,513	11,026,511	412,673	5,234,570	123,804	1,211,457

41

Appendix 11

Scenario: Moderate

2019 SE ALASKA CRUISE SHIP SEASON — **SCENARIO: MODERATE**

Skagway	Cruise Ships		Passengers				Crew			
	Ship	In-port Hours	Aboard Estimate	Aboard Hours	Ashore Estimate	Ashore Hours	Aboard Crew	Aboard Hours	Ashore Estimate	Ashore Hours
4/29/2019	SKG									
	RUBY PRINCESS	13.50	3,366	45,441	3,029	36,348	1200	16,200	300	3,000
	SUBTOTAL	**13.50**	**3,366**	**45,441**	**3,029**	**36,348**	**1,200**	**16,200**	**300**	**3,000**
4/30/2019	SKG									
	NORWEGIAN JOY	13.25	4,182	55,412	3,764	41,404	1821	24,128	455	4,095
	SUBTOTAL	**13.25**	**4,182**	**55,412**	**3,764**	**41,404**	**1,821**	**24,128**	**455**	**4,095**
5/2/2019	SKG									
	CARNIVAL LEGEND	13.00	2,336	30,368	2,102	23,122	961	12,493	240	2,160
	SUBTOTAL	**13.00**	**2,336**	**30,368**	**2,102**	**23,122**	**961**	**12,493**	**240**	**2,160**
5/3/2019	SKG									
	STAR PRINCESS	13.50	2,856	38,556	2,570	30,840	1100	14,850	275	2,750
	SUBTOTAL	**13.50**	**2,856**	**38,556**	**2,570**	**30,840**	**1,100**	**14,850**	**275**	**2,750**
5/4/2019	SKG									
	ISLAND PRINCESS	13.50	2,435	32,873	2,192	26,304	900	12,150	225	2,250
	SUBTOTAL	**13.50**	**2,435**	**32,873**	**2,192**	**26,304**	**900**	**12,150**	**225**	**2,250**
5/7/2019	SKG									
	NORWEGIAN JOY	13.25	4,182	55,412	3,764	41,404	1821	24,128	455	4,095
	NIEUW AMSTERDAM	14.00	2,317	32,438	2,085	25,020	929	13,006	232	2,320

Skagway — **2019 SE ALASKA CRUISE SHIP SEASON** — **SCENARIO: MODERATE**

	Cruise Ships		Passengers				Crew			
	Ship	In-port Hours	Aboard Estimate	Aboard Hours	Ashore Estimate	Ashore Hours	Aboard Crew	Aboard Hours	Ashore Estimate	Ashore Hours
	SUBTOTAL	**27.25**	**6,499**	**87,850**	**5,849**	**66,424**	**2,750**	**37,134**	**687**	**6,415**
5/8/2019	SKG									
	NORWEGIAN BLISS	13.25	4,404	58,353	3,964	43,604	1716	22,737	429	3,861
	SUBTOTAL	**13.25**	**4,404**	**58,353**	**3,964**	**43,604**	**1,716**	**22,737**	**429**	**3,861**
5/9/2019	SKG									
	CARNIVAL LEGEND	13.00	2,336	30,368	2,102	23,122	961	12,493	240	2,160
	SUBTOTAL	**13.00**	**2,336**	**30,368**	**2,102**	**23,122**	**961**	**12,493**	**240**	**2,160**
5/10/2019	SKG									
	GRAND PRINCESS	14.25	2,862	40,784	2,576	30,912	1150	16,388	288	2,880
	GOLDEN PRINCESS	13.50	2,895	39,083	2,606	31,272	1100	14,850	275	2,750
	SUBTOTAL	**27.75**	**5,757**	**79,867**	**5,182**	**62,184**	**2,250**	**31,238**	**563**	**5,630**
5/11/2019	SKG									
	CORAL PRINCESS	13.50	2,200	29,700	1,980	23,760	895	12,083	224	2,240
	VOLENDAM	14.00	1,575	22,050	1,418	17,016	647	9,058	162	1,620
	SUBTOTAL	**27.50**	**3,775**	**51,750**	**3,398**	**40,776**	**1,542**	**21,141**	**386**	**3,860**
5/12/2019	SKG									
	ISLAND PRINCESS	13.50	2,435	32,873	2,192	26,304	900	12,150	225	2,250
	SUBTOTAL	**13.50**	**2,435**	**32,873**	**2,192**	**26,304**	**900**	**12,150**	**225**	**2,250**

Skagway — **2019 SE ALASKA CRUISE SHIP SEASON** — **SCENARIO: MODERATE**

Cruise Ships			Passengers				Crew			
Ship	In-port Hours	Aboard Estimate	Aboard Hours	Ashore Estimate	Ashore Hours	Aboard Crew	Aboard Hours	Ashore Estimate	Ashore Hours
5/13/2019 SKG									
SEVEN SEAS MARINER	8.00	779	6,232	701	4,206	440	3,520	110	440
ECLIPSE	13.00	3,135	40,755	2,822	31,042	1000	13,000	250	2,250
SUBTOTAL	**21.00**	**3,914**	**46,987**	**3,523**	**35,248**	**1,440**	**16,520**	**360**	**2,690**
5/14/2019 SKG									
RUBY PRINCESS	13.75	3,366	46,283	3,029	36,348	1200	16,500	300	3,000
SOLSTICE	11.00	3,135	34,485	2,822	25,398	1000	11,000	250	1,750
NIEUW AMSTERDAM	14.00	2,317	32,438	2,085	25,020	929	13,006	232	2,320
MILLENNIUM	9.00	2,374	21,366	2,137	14,959	997	8,973	249	1,245
NORWEGIAN BLISS	13.25	4,404	58,353	3,964	43,604	1716	22,737	429	3,861
SUBTOTAL	**61.00**	**15,596**	**192,925**	**14,037**	**145,329**	**5,842**	**72,216**	**1,460**	**12,176**
5/15/2019 SKG									
ROYAL PRINCESS	14.50	3,916	56,782	3,524	45,812	1350	19,575	338	3,718
BARANOF DREAM	8.00	41	328	37	222	19	152	5	20
SUBTOTAL	**22.50**	**3,957**	**57,110**	**3,561**	**46,034**	**1,369**	**19,727**	**343**	**3,738**
5/16/2019 SKG									
WESTERDAM	9.00	2,165	19,485	1,949	13,643	817	7,353	204	1,020
STAR PRINCESS	10.00	2,856	28,560	2,570	20,560	1100	11,000	275	1,650
NOORDAM	14.00	2,169	30,366	1,952	23,424	820	11,480	205	2,050

[3]

2019 SE ALASKA CRUISE SHIP SEASON — **SCENARIO: MODERATE**

Skagway	Cruise Ships		Passengers				Crew			
	Ship	In-port Hours	Aboard Estimate	Aboard Hours	Ashore Estimate	Ashore Hours	Aboard Crew	Aboard Hours	Ashore Estimate	Ashore Hours
	SUBTOTAL	**33.00**	**7,190**	**78,411**	**6,471**	**57,627**	**2,737**	**29,833**	**684**	**4,720**
5/17/2019	SKG									
	CARNIVAL LEGEND	13.00	2,336	30,368	2,102	23,122	961	12,493	240	2,160
	SUBTOTAL	**13.00**	**2,336**	**30,368**	**2,102**	**23,122**	**961**	**12,493**	**240**	**2,160**
5/18/2019	SKG									
	ISLAND PRINCESS	13.50	2,435	32,873	2,192	26,304	900	12,150	225	2,250
	VOLENDAM	14.00	1,575	22,050	1,418	17,016	647	9,058	162	1,620
	SUBTOTAL	**27.50**	**4,010**	**54,923**	**3,610**	**43,320**	**1,547**	**21,208**	**387**	**3,870**
5/19/2019	SKG									
	CORAL PRINCESS	13.50	2,200	29,700	1,980	23,760	895	12,083	224	2,240
	BARANOF DREAM	8.00	41	328	37	222	19	152	5	20
	SUBTOTAL	**21.50**	**2,241**	**30,028**	**2,017**	**23,982**	**914**	**12,235**	**229**	**2,260**
5/20/2019	SKG									
	MILLENNIUM	13.50	2,374	32,049	2,137	25,644	997	13,460	249	2,490
	OVATION OF THE SEAS	13.50	4,578	61,803	4,120	49,440	1300	17,550	325	3,250
	SEVEN SEAS MARINER	9.00	779	7,011	701	4,907	440	3,960	110	550
	SUBTOTAL	**36.00**	**7,731**	**100,863**	**6,958**	**79,991**	**2,737**	**34,970**	**684**	**6,290**

4

2019 SE ALASKA CRUISE SHIP SEASON — **SCENARIO: MODERATE**

Skagway	Cruise Ships		Passengers				Crew			
	Ship	In-port Hours	Aboard Estimate	Aboard Hours	Ashore Estimate	Ashore Hours	Aboard Crew	Aboard Hours	Ashore Estimate	Ashore Hours
5/21/2019	SKG									
	ROYAL PRINCESS	15.00	3,916	58,740	3,524	45,812	1350	20,250	338	3,718
	SOLSTICE	11.00	3,135	34,485	2,822	25,398	1000	11,000	250	1,750
	RUBY PRINCESS	13.25	3,366	44,600	3,029	33,319	1200	15,900	300	2,700
	NIEUW AMSTERDAM	14.00	2,317	32,438	2,085	25,020	929	13,006	232	2,320
	SUBTOTAL	**53.25**	**12,734**	**170,263**	**11,460**	**129,549**	**4,479**	**60,156**	**1,120**	**10,488**
5/22/2019	SKG									
	GOLDEN PRINCESS	15.00	2,895	43,425	2,606	33,878	1100	16,500	275	3,025
	RADIANCE OF THE SEAS	9.50	2,334	22,173	2,101	16,808	858	8,151	215	1,290
	NORWEGIAN JOY	10.00	4,182	41,820	3,764	30,112	1821	18,210	455	2,730
	NORWEGIAN BLISS	13.25	4,404	58,353	3,964	43,604	1716	22,737	429	3,861
	SUBTOTAL	**47.75**	**13,815**	**165,771**	**12,435**	**124,402**	**5,495**	**65,598**	**1,374**	**10,906**
5/23/2019	SKG									
	STAR PRINCESS	10.00	2,856	28,560	2,570	20,560	1100	11,000	275	1,650
	WESTERDAM	14.00	2,165	30,310	1,949	23,388	817	11,438	204	2,040
	DISNEY WONDER	12.50	1,929	24,113	1,736	19,096	947	11,838	237	2,133
	SUBTOTAL	**36.50**	**6,950**	**82,983**	**6,255**	**63,044**	**2,864**	**34,276**	**716**	**5,823**
5/24/2019	SKG									
	QUEEN ELIZABETH	11.00	2,285	25,135	2,057	18,513	900	9,900	225	1,575

5

Skagway — **2019 SE ALASKA CRUISE SHIP SEASON** — **SCENARIO: MODERATE**

Cruise Ships			Passengers				Crew			
Ship	In-port Hours	Aboard Estimate	Aboard Hours	Ashore Estimate	Ashore Hours	Aboard Crew	Aboard Hours	Ashore Estimate	Ashore Hours
CARNIVAL LEGEND	13.00	2,336	30,368	2,102	23,122	961	12,493	240	2,160
NORWEGIAN JEWEL	12.00	2,627	31,524	2,364	23,640	1100	13,200	275	2,200
SUBTOTAL	**36.00**	**7,248**	**87,027**	**6,523**	**65,275**	**2,961**	**35,593**	**740**	**5,935**
5/25/2019 SKG									
CORAL PRINCESS	13.50	2,200	29,700	1,980	23,760	895	12,083	224	2,240
VOLENDAM	14.00	1,575	22,050	1,418	17,016	647	9,058	162	1,620
SUBTOTAL	**27.50**	**3,775**	**51,750**	**3,398**	**40,776**	**1,542**	**21,141**	**386**	**3,860**
5/26/2019 SKG									
ISLAND PRINCESS	13.50	2,435	32,873	2,192	26,304	900	12,150	225	2,250
SUBTOTAL	**13.50**	**2,435**	**32,873**	**2,192**	**26,304**	**900**	**12,150**	**225**	**2,250**
5/27/2019 SKG									
OVATION OF THE SEAS	13.50	4,578	61,803	4,120	49,440	1300	17,550	325	3,250
RADIANCE OF THE SEAS	13.50	2,334	31,509	2,101	25,212	858	11,583	215	2,150
SUBTOTAL	**27.00**	**6,912**	**93,312**	**6,221**	**74,652**	**2,158**	**29,133**	**540**	**5,400**
5/28/2019 SKG									
GOLDEN PRINCESS	15.00	2,895	43,425	2,606	33,878	1100	16,500	275	3,025
SOLSTICE	11.00	3,135	34,485	2,822	25,398	1000	11,000	250	1,750
RUBY PRINCESS	13.25	3,366	44,600	3,029	33,319	1200	15,900	300	2,700
NIEUW AMSTERDAM	14.00	2,317	32,438	2,085	25,020	929	13,006	232	2,320

Skagway — **2019 SE ALASKA CRUISE SHIP SEASON** — **SCENARIO: MODERATE**

Cruise Ships		Passengers				Crew			
Ship	In-port Hours	Aboard Estimate	Aboard Hours	Ashore Estimate	Ashore Hours	Aboard Crew	Aboard Hours	Ashore Estimate	Ashore Hours
SUBTOTAL	**53.25**	**11,713**	**154,948**	**10,542**	**117,615**	**4,229**	**56,406**	**1,057**	**9,795**
5/29/2019 SKG									
AZAMARA QUEST	10.50	781	8,201	703	6,327	408	4,284	102	714
ROYAL PRINCESS	14.50	3,916	56,782	3,524	45,812	1350	19,575	338	3,718
MILLENNIUM	9.00	2,374	21,366	2,137	14,959	997	8,973	249	1,245
NORWEGIAN BLISS	13.25	4,404	58,353	3,964	43,604	1716	22,737	429	3,861
BARANOF DREAM	10.00	41	410	37	296	19	190	5	30
SUBTOTAL	**57.25**	**11,516**	**145,112**	**10,365**	**110,998**	**4,490**	**55,759**	**1,123**	**9,568**
5/30/2019 SKG									
STAR PRINCESS	10.00	2,856	28,560	2,570	20,560	1100	11,000	275	1,650
NOORDAM	14.00	2,169	30,366	1,952	23,424	820	11,480	205	2,050
DISNEY WONDER	12.50	1,929	24,113	1,736	19,096	947	11,838	237	2,133
SEVEN SEAS MARINER	10.00	779	7,790	701	5,608	440	4,400	110	660
ALASKAN DREAM	5.50	44	242	40	160	18	99	5	10
SUBTOTAL	**52.00**	**7,777**	**91,071**	**6,999**	**68,848**	**3,325**	**38,817**	**832**	**6,503**
5/31/2019 SKG									
GRAND PRINCESS	14.50	2,862	41,499	2,576	33,488	1150	16,675	288	3,168
NORWEGIAN JEWEL	10.00	2,627	26,270	2,364	18,912	1100	11,000	275	1,650
CARNIVAL LEGEND	14.00	2,336	32,704	2,102	25,224	961	13,454	240	2,400
VIKING ORION	10.00	1,023	10,230	921	7,368	465	4,650	116	696

Skagway — **2019 SE ALASKA CRUISE SHIP SEASON** — **SCENARIO: MODERATE**

	Cruise Ships		Passengers				Crew			
	Ship	In-port Hours	Aboard Estimate	Aboard Hours	Ashore Estimate	Ashore Hours	Aboard Crew	Aboard Hours	Ashore Estimate	Ashore Hours
	SUBTOTAL	**48.50**	**8,848**	**110,703**	**7,963**	**84,992**	**3,676**	**45,779**	**919**	**7,914**
6/1/2019	SKG									
	ISLAND PRINCESS	13.50	2,435	32,873	2,192	26,304	900	12,150	225	2,250
	VOLENDAM	14.00	1,575	22,050	1,418	17,016	647	9,058	162	1,620
	SUBTOTAL	**27.50**	**4,010**	**54,923**	**3,610**	**43,320**	**1,547**	**21,208**	**387**	**3,870**
6/2/2019	SKG									
	CORAL PRINCESS	13.50	2,200	29,700	1,980	23,760	895	12,083	224	2,240
	SUBTOTAL	**13.50**	**2,200**	**29,700**	**1,980**	**23,760**	**895**	**12,083**	**224**	**2,240**
6/3/2019	SKG									
	QUEEN ELIZABETH	11.00	2,285	25,135	2,057	18,513	900	9,900	225	1,575
	MILLENNIUM	13.50	2,374	32,049	2,137	25,644	997	13,460	249	2,490
	OVATION OF THE SEAS	13.50	4,578	61,803	4,120	49,440	1300	17,550	325	3,250
	SUBTOTAL	**38.00**	**9,237**	**118,987**	**8,314**	**93,597**	**3,197**	**40,910**	**799**	**7,315**
6/4/2019	SKG									
	ROYAL PRINCESS	15.00	3,916	58,740	3,524	45,812	1350	20,250	338	3,718
	SOLSTICE	11.00	3,135	34,485	2,822	25,398	1000	11,000	250	1,750
	RUBY PRINCESS	13.25	3,366	44,600	3,029	33,319	1200	15,900	300	2,700
	NIEUW AMSTERDAM	14.00	2,317	32,438	2,085	25,020	929	13,006	232	2,320
	BARANOF DREAM	8.00	41	328	37	222	19	152	5	20

Skagway — **2019 SE ALASKA CRUISE SHIP SEASON** — **SCENARIO: MODERATE**

Cruise Ships			Passengers				Crew			
	Ship	In-port Hours	Aboard Estimate	Aboard Hours	Ashore Estimate	Ashore Hours	Aboard Crew	Aboard Hours	Ashore Estimate	Ashore Hours
	SUBTOTAL	**61.25**	**12,775**	**170,591**	**11,497**	**129,771**	**4,498**	**60,308**	**1,125**	**10,508**
6/5/2019	SKG									
	GOLDEN PRINCESS	15.00	2,895	43,425	2,606	33,878	1100	16,500	275	3,025
	RADIANCE OF THE SEAS	9.50	2,334	22,173	2,101	16,808	858	8,151	215	1,290
	NORWEGIAN JOY	10.00	4,182	41,820	3,764	30,112	1821	18,210	455	2,730
	NORWEGIAN BLISS	13.25	4,404	58,353	3,964	43,604	1716	22,737	429	3,861
	SUBTOTAL	**47.75**	**13,815**	**165,771**	**12,435**	**124,402**	**5,495**	**65,598**	**1,374**	**10,906**
6/6/2019	SKG									
	STAR PRINCESS	10.00	2,856	28,560	2,570	20,560	1100	11,000	275	1,650
	WESTERDAM	14.00	2,165	30,310	1,949	23,388	817	11,438	204	2,040
	DISNEY WONDER	12.50	1,929	24,113	1,736	19,096	947	11,838	237	2,133
	SUBTOTAL	**36.50**	**6,950**	**82,983**	**6,255**	**63,044**	**2,864**	**34,276**	**716**	**5,823**
6/7/2019	SKG									
	CARNIVAL LEGEND	14.00	2,336	32,704	2,102	25,224	961	13,454	240	2,400
	REGATTA	8.00	768	6,144	691	4,146	372	2,976	93	372
	NORWEGIAN JEWEL	12.00	2,627	31,524	2,364	23,640	1100	13,200	275	2,200
	SUBTOTAL	**34.00**	**5,731**	**70,372**	**5,157**	**53,010**	**2,433**	**29,630**	**608**	**4,972**
6/8/2019	SKG									
	CORAL PRINCESS	13.50	2,200	29,700	1,980	23,760	895	12,083	224	2,240

Skagway — **2019 SE ALASKA CRUISE SHIP SEASON** — **SCENARIO: MODERATE**

Cruise Ships		Passengers				Crew			
Ship	In-port Hours	Aboard Estimate	Aboard Hours	Ashore Estimate	Ashore Hours	Aboard Crew	Aboard Hours	Ashore Estimate	Ashore Hours
VOLENDAM	14.00	1,575	22,050	1,418	17,016	647	9,058	162	1,620
SUBTOTAL	**27.50**	**3,775**	**51,750**	**3,398**	**40,776**	**1,542**	**21,141**	**386**	**3,860**
6/9/2019 SKG									
ISLAND PRINCESS	15.00	2,435	36,525	2,192	28,496	900	13,500	225	2,475
SEVEN SEAS MARINER	7.00	779	5,453	701	3,505	440	3,080	110	330
AZAMARA QUEST	10.00	781	7,810	703	5,624	408	4,080	102	612
CRYSTAL SYMPHONY	11.00	994	10,934	895	8,055	530	5,830	133	931
SUBTOTAL	**43.00**	**4,989**	**60,722**	**4,491**	**45,680**	**2,278**	**26,490**	**570**	**4,348**
6/10/2019 SKG									
GRAND PRINCESS	14.25	2,862	40,784	2,576	30,912	1150	16,388	288	2,880
OVATION OF THE SEAS	13.50	4,578	61,803	4,120	49,440	1300	17,550	325	3,250
RADIANCE OF THE SEAS	13.50	2,334	31,509	2,101	25,212	858	11,583	215	2,150
VIKING ORION	10.00	1,023	10,230	921	7,368	465	4,650	116	696
SUBTOTAL	**51.25**	**10,797**	**144,326**	**9,718**	**112,932**	**3,773**	**50,171**	**944**	**8,976**
6/11/2019 SKG									
GOLDEN PRINCESS	15.00	2,895	43,425	2,606	33,878	1100	16,500	275	3,025
SOLSTICE	11.00	3,135	34,485	2,822	25,398	1000	11,000	250	1,750
RUBY PRINCESS	13.25	3,366	44,600	3,029	33,319	1200	15,900	300	2,700
NIEUW AMSTERDAM	14.00	2,317	32,438	2,085	25,020	929	13,006	232	2,320
SUBTOTAL	**53.25**	**11,713**	**154,948**	**10,542**	**117,615**	**4,229**	**56,406**	**1,057**	**9,795**

Skagway — **2019 SE ALASKA CRUISE SHIP SEASON** — **SCENARIO: MODERATE**

Cruise Ships		Passengers				Crew			
Ship	In-port Hours	Aboard Estimate	Aboard Hours	Ashore Estimate	Ashore Hours	Aboard Crew	Aboard Hours	Ashore Estimate	Ashore Hours
6/12/2019 SKG									
ROYAL PRINCESS	14.50	3,916	56,782	3,524	45,812	1350	19,575	338	3,718
MILLENNIUM	9.00	2,374	21,366	2,137	14,959	997	8,973	249	1,245
NORWEGIAN BLISS	13.25	4,404	58,353	3,964	43,604	1716	22,737	429	3,861
SUBTOTAL	**36.75**	**10,694**	**136,501**	**9,625**	**104,375**	**4,063**	**51,285**	**1,016**	**8,824**
6/13/2019 SKG									
STAR PRINCESS	10.00	2,856	28,560	2,570	20,560	1100	11,000	275	1,650
NOORDAM	14.00	2,169	30,366	1,952	23,424	820	11,480	205	2,050
DISNEY WONDER	12.50	1,929	24,113	1,736	19,096	947	11,838	237	2,133
BARANOF DREAM	8.00	41	328	37	222	19	152	5	20
SUBTOTAL	**44.50**	**6,995**	**83,367**	**6,295**	**63,302**	**2,886**	**34,470**	**722**	**5,853**
6/14/2019 SKG									
NORWEGIAN JEWEL	10.00	2,627	26,270	2,364	18,912	1100	11,000	275	1,650
QUEEN ELIZABETH	13.00	2,285	29,705	2,057	22,627	900	11,700	225	2,025
CARNIVAL LEGEND	14.00	2,336	32,704	2,102	25,224	961	13,454	240	2,400
SUBTOTAL	**37.00**	**7,248**	**88,679**	**6,523**	**66,763**	**2,961**	**36,154**	**740**	**6,075**
6/15/2019 SKG									
ISLAND PRINCESS	13.50	2,435	32,873	2,192	26,304	900	12,150	225	2,250
VOLENDAM	14.00	1,575	22,050	1,418	17,016	647	9,058	162	1,620

11

2019 SE ALASKA CRUISE SHIP SEASON — **SCENARIO: MODERATE**

Skagway	Cruise Ships		Passengers				Crew			
	Ship	In-port Hours	Aboard Estimate	Aboard Hours	Ashore Estimate	Ashore Hours	Aboard Crew	Aboard Hours	Ashore Estimate	Ashore Hours
	SUBTOTAL	**27.50**	**4,010**	**54,923**	**3,610**	**43,320**	**1,547**	**21,208**	**387**	**3,870**
6/16/2019	SKG									
	CORAL PRINCESS	14.00	2,200	30,800	1,980	23,760	895	12,530	224	2,240
	SEVEN SEAS MARINER	10.00	779	7,790	701	5,608	440	4,400	110	660
	SUBTOTAL	**24.00**	**2,979**	**38,590**	**2,681**	**29,368**	**1,335**	**16,930**	**334**	**2,900**
6/17/2019	SKG									
	MILLENNIUM	13.50	2,374	32,049	2,137	25,644	997	13,460	249	2,490
	OVATION OF THE SEAS	13.50	4,578	61,803	4,120	49,440	1300	17,550	325	3,250
	SUBTOTAL	**27.00**	**6,952**	**93,852**	**6,257**	**75,084**	**2,297**	**31,010**	**574**	**5,740**
6/18/2019	SKG									
	ROYAL PRINCESS	15.00	3,916	58,740	3,524	45,812	1350	20,250	338	3,718
	SOLSTICE	11.00	3,135	34,485	2,822	25,398	1000	11,000	250	1,750
	RUBY PRINCESS	13.25	3,366	44,600	3,029	33,319	1200	15,900	300	2,700
	NIEUW AMSTERDAM	14.00	2,317	32,438	2,085	25,020	929	13,006	232	2,320
	SUBTOTAL	**53.25**	**12,734**	**170,263**	**11,460**	**129,549**	**4,479**	**60,156**	**1,120**	**10,488**
6/19/2019	SKG									
	GOLDEN PRINCESS	15.00	2,895	43,425	2,606	33,878	1100	16,500	275	3,025
	RADIANCE OF THE SEAS	9.50	2,334	22,173	2,101	16,808	858	8,151	215	1,290
	NORWEGIAN JOY	10.00	4,182	41,820	3,764	30,112	1821	18,210	455	2,730

2019 SE ALASKA CRUISE SHIP SEASON — **SCENARIO: MODERATE**

Skagway	Cruise Ships		Passengers				Crew			
	Ship	In-port Hours	Aboard Estimate	Aboard Hours	Ashore Estimate	Ashore Hours	Aboard Crew	Aboard Hours	Ashore Estimate	Ashore Hours
	NORWEGIAN BLISS	13.25	4,404	58,353	3,964	43,604	1716	22,737	429	3,861
	AMERICAN CONSTELLATION	16.00	193	3,088	174	2,436	43	688	11	132
	SUBTOTAL	**63.75**	**14,008**	**168,859**	**12,609**	**126,838**	**5,538**	**66,286**	**1,385**	**11,038**
6/20/2019	SKG									
	AMERICAN CONSTELLATION	5.00	193	965	174	522	43	215	11	11
	GRAND PRINCESS	15.00	2,862	42,930	2,576	33,488	1150	17,250	288	3,168
	STAR PRINCESS	10.00	2,856	28,560	2,570	20,560	1100	11,000	275	1,650
	WESTERDAM	14.00	2,165	30,310	1,949	23,388	817	11,438	204	2,040
	DISNEY WONDER	12.50	1,929	24,113	1,736	19,096	947	11,838	237	2,133
	SUBTOTAL	**56.50**	**10,005**	**126,878**	**9,005**	**97,054**	**4,057**	**51,741**	**1,015**	**9,002**
6/21/2019	SKG									
	CARNIVAL LEGEND	14.00	2,336	32,704	2,102	25,224	961	13,454	240	2,400
	VIKING ORION	10.00	1,023	10,230	921	7,368	465	4,650	116	696
	NORWEGIAN JEWEL	12.00	2,627	31,524	2,364	23,640	1100	13,200	275	2,200
	SUBTOTAL	**36.00**	**5,986**	**74,458**	**5,387**	**56,232**	**2,526**	**31,304**	**631**	**5,296**
6/22/2019	SKG									
	CORAL PRINCESS	13.50	2,200	29,700	1,980	23,760	895	12,083	224	2,240
	VOLENDAM	14.00	1,575	22,050	1,418	17,016	647	9,058	162	1,620
	SUBTOTAL	**27.50**	**3,775**	**51,750**	**3,398**	**40,776**	**1,542**	**21,141**	**386**	**3,860**

Skagway — **2019 SE ALASKA CRUISE SHIP SEASON** — **SCENARIO: MODERATE**

Cruise Ships			Passengers				Crew			
Ship	In-port Hours	Aboard Estimate	Aboard Hours	Ashore Estimate	Ashore Hours	Aboard Crew	Aboard Hours	Ashore Estimate	Ashore Hours
6/23/2019 SKG									
AMERICAN CONSTELLATION	19.00	193	3,667	174	2,958	43	817	11	165
ISLAND PRINCESS	14.50	2,435	35,308	2,192	28,496	900	13,050	225	2,475
SEVEN SEAS MARINER	8.00	779	6,232	701	4,206	440	3,520	110	440
REGATTA	10.00	768	7,680	691	5,528	372	3,720	93	558
SUBTOTAL	**51.50**	**4,175**	**52,887**	**3,758**	**41,188**	**1,755**	**21,107**	**439**	**3,638**
6/24/2019 SKG									
AMERICAN CONSTELLATION	5.00	193	965	174	522	43	215	11	11
QUEEN ELIZABETH	13.00	2,285	29,705	2,057	22,627	900	11,700	225	2,025
OVATION OF THE SEAS	13.50	4,578	61,803	4,120	49,440	1300	17,550	325	3,250
RADIANCE OF THE SEAS	13.50	2,334	31,509	2,101	25,212	858	11,583	215	2,150
SUBTOTAL	**45.00**	**9,390**	**123,982**	**8,452**	**97,801**	**3,101**	**41,048**	**776**	**7,436**
6/25/2019 SKG									
GOLDEN PRINCESS	15.00	2,895	43,425	2,606	33,878	1100	16,500	275	3,025
SOLSTICE	11.00	3,135	34,485	2,822	25,398	1000	11,000	250	1,750
RUBY PRINCESS	13.25	3,366	44,600	3,029	33,319	1200	15,900	300	2,700
NIEUW AMSTERDAM	14.00	2,317	32,438	2,085	25,020	929	13,006	232	2,320
SUBTOTAL	**53.25**	**11,713**	**154,948**	**10,542**	**117,615**	**4,229**	**56,406**	**1,057**	**9,795**

Skagway — **2019 SE ALASKA CRUISE SHIP SEASON** — **SCENARIO: MODERATE**

Cruise Ships			Passengers				Crew			
Ship	In-port Hours	Aboard Estimate	Aboard Hours	Ashore Estimate	Ashore Hours	Aboard Crew	Aboard Hours	Ashore Estimate	Ashore Hours
6/26/2019 SKG									
ROYAL PRINCESS	14.50	3,916	56,782	3,524	45,812	1350	19,575	338	3,718
MILLENNIUM	9.00	2,374	21,366	2,137	14,959	997	8,973	249	1,245
NORWEGIAN BLISS	13.25	4,404	58,353	3,964	43,604	1716	22,737	429	3,861
SUBTOTAL	**36.75**	**10,694**	**136,501**	**9,625**	**104,375**	**4,063**	**51,285**	**1,016**	**8,824**
6/27/2019 SKG									
STAR PRINCESS	10.50	2,856	29,988	2,570	23,130	1100	11,550	275	1,925
AZAMARA QUEST	10.00	781	7,810	703	5,624	408	4,080	102	612
NOORDAM	14.00	2,169	30,366	1,952	23,424	820	11,480	205	2,050
DISNEY WONDER	12.50	1,929	24,113	1,736	19,096	947	11,838	237	2,133
BARANOF DREAM	7.00	41	287	37	185	19	133	5	15
SUBTOTAL	**54.00**	**7,776**	**92,564**	**6,998**	**71,459**	**3,294**	**39,081**	**824**	**6,735**
6/28/2019 SKG									
NORWEGIAN JEWEL	10.00	2,627	26,270	2,364	18,912	1100	11,000	275	1,650
CRYSTAL SYMPHONY	12.00	994	11,928	895	8,950	530	6,360	133	1,064
CARNIVAL LEGEND	14.00	2,336	32,704	2,102	25,224	961	13,454	240	2,400
SUBTOTAL	**36.00**	**5,957**	**70,902**	**5,361**	**53,086**	**2,591**	**30,814**	**648**	**5,114**
6/29/2019 SKG									
ISLAND PRINCESS	14.50	2,435	35,308	2,192	28,496	900	13,050	225	2,475

Skagway — **2019 SE ALASKA CRUISE SHIP SEASON** — **SCENARIO: MODERATE**

Cruise Ships		Passengers				Crew			
Ship	In-port Hours	Aboard Estimate	Aboard Hours	Ashore Estimate	Ashore Hours	Aboard Crew	Aboard Hours	Ashore Estimate	Ashore Hours
GRAND PRINCESS	13.75	2,862	39,353	2,576	30,912	1150	15,813	288	2,880
ASUKA II	10.00	959	9,590	863	6,904	545	5,450	136	816
VOLENDAM	14.00	1,575	22,050	1,418	17,016	647	9,058	162	1,620
SUBTOTAL	**52.25**	**7,831**	**106,301**	**7,049**	**83,328**	**3,242**	**43,371**	**811**	**7,791**
6/30/2019 SKG									
CORAL PRINCESS	14.00	2,200	30,800	1,980	23,760	895	12,530	224	2,240
SEVEN SEAS MARINER	10.00	779	7,790	701	5,608	440	4,400	110	660
VIKING ORION	10.00	1,023	10,230	921	7,368	465	4,650	116	696
SUBTOTAL	**34.00**	**4,002**	**48,820**	**3,602**	**36,736**	**1,800**	**21,580**	**450**	**3,596**
7/1/2019 SKG									
MILLENNIUM	13.50	2,374	32,049	2,137	25,644	997	13,460	249	2,490
OVATION OF THE SEAS	13.50	4,578	61,803	4,120	49,440	1300	17,550	325	3,250
SILVER MUSE	9.50	656	6,232	590	4,720	408	3,876	102	612
AMERICAN CONSTELLATION	9.00	193	1,737	174	1,218	43	387	11	55
SUBTOTAL	**45.50**	**7,801**	**101,821**	**7,021**	**81,022**	**2,748**	**35,273**	**687**	**6,407**
7/2/2019 SKG									
ROYAL PRINCESS	15.00	3,916	58,740	3,524	45,812	1350	20,250	338	3,718
SOLSTICE	11.00	3,135	34,485	2,822	25,398	1000	11,000	250	1,750
RUBY PRINCESS	13.25	3,366	44,600	3,029	33,319	1200	15,900	300	2,700
NIEUW AMSTERDAM	14.00	2,317	32,438	2,085	25,020	929	13,006	232	2,320

Skagway — **2019 SE ALASKA CRUISE SHIP SEASON** — **SCENARIO: MODERATE**

Cruise Ships		Passengers				Crew			
Ship	In-port Hours	Aboard Estimate	Aboard Hours	Ashore Estimate	Ashore Hours	Aboard Crew	Aboard Hours	Ashore Estimate	Ashore Hours
ALASKAN DREAM	5.50	44	242	40	160	18	99	5	10
SUBTOTAL	**58.75**	**12,778**	**170,505**	**11,500**	**129,709**	**4,497**	**60,255**	**1,125**	**10,498**
7/3/2019 SKG									
GOLDEN PRINCESS	15.00	2,895	43,425	2,606	33,878	1100	16,500	275	3,025
RADIANCE OF THE SEAS	9.50	2,334	22,173	2,101	16,808	858	8,151	215	1,290
NORWEGIAN JOY	10.00	4,182	41,820	3,764	30,112	1821	18,210	455	2,730
NORWEGIAN BLISS	13.25	4,404	58,353	3,964	43,604	1716	22,737	429	3,861
SUBTOTAL	**47.75**	**13,815**	**165,771**	**12,435**	**124,402**	**5,495**	**65,598**	**1,374**	**10,906**
7/4/2019 SKG									
STAR PRINCESS	10.00	2,856	28,560	2,570	20,560	1100	11,000	275	1,650
WESTERDAM	14.00	2,165	30,310	1,949	23,388	817	11,438	204	2,040
DISNEY WONDER	12.50	1,929	24,113	1,736	19,096	947	11,838	237	2,133
REGATTA	10.50	768	8,064	691	6,219	372	3,906	93	651
SUBTOTAL	**47.00**	**7,718**	**91,047**	**6,946**	**69,263**	**3,236**	**38,182**	**809**	**6,474**
7/5/2019 SKG									
SUN PRINCESS	13.50	2,218	29,943	1,996	23,952	924	12,474	231	2,310
CARNIVAL LEGEND	14.00	2,336	32,704	2,102	25,224	961	13,454	240	2,400
AMSTERDAM	9.00	1,518	13,662	1,366	9,562	647	5,823	162	810
NORWEGIAN JEWEL	12.00	2,627	31,524	2,364	23,640	1100	13,200	275	2,200
SUBTOTAL	**48.50**	**8,699**	**107,833**	**7,828**	**82,378**	**3,632**	**44,951**	**908**	**7,720**

Skagway — **2019 SE ALASKA CRUISE SHIP SEASON** — **SCENARIO: MODERATE**

Cruise Ships		Passengers				Crew			
Ship	In-port Hours	Aboard Estimate	Aboard Hours	Ashore Estimate	Ashore Hours	Aboard Crew	Aboard Hours	Ashore Estimate	Ashore Hours
7/6/2019 SKG									
CORAL PRINCESS	13.50	2,200	29,700	1,980	23,760	895	12,083	224	2,240
VOLENDAM	14.00	1,575	22,050	1,418	17,016	647	9,058	162	1,620
SUBTOTAL	**27.50**	**3,775**	**51,750**	**3,398**	**40,776**	**1,542**	**21,141**	**386**	**3,860**
7/7/2019 SKG									
ISLAND PRINCESS	14.50	2,435	35,308	2,192	28,496	900	13,050	225	2,475
SEVEN SEAS MARINER	10.00	779	7,790	701	5,608	440	4,400	110	660
SILVER MUSE	9.00	656	5,904	590	4,130	408	3,672	102	510
SUBTOTAL	**33.50**	**3,870**	**49,002**	**3,483**	**38,234**	**1,748**	**21,122**	**437**	**3,645**
7/8/2019 SKG									
AZAMARA QUEST	10.00	781	7,810	703	5,624	408	4,080	102	612
OVATION OF THE SEAS	13.50	4,578	61,803	4,120	49,440	1300	17,550	325	3,250
RADIANCE OF THE SEAS	13.50	2,334	31,509	2,101	25,212	858	11,583	215	2,150
AMERICAN CONSTELLATION	9.00	193	1,737	174	1,218	43	387	11	55
SUBTOTAL	**46.00**	**7,886**	**102,859**	**7,098**	**81,494**	**2,609**	**33,600**	**653**	**6,067**
7/9/2019 SKG									
GOLDEN PRINCESS	15.00	2,895	43,425	2,606	33,878	1100	16,500	275	3,025
SOLSTICE	11.00	3,135	34,485	2,822	25,398	1000	11,000	250	1,750
RUBY PRINCESS	13.25	3,366	44,600	3,029	33,319	1200	15,900	300	2,700

Skagway — **2019 SE ALASKA CRUISE SHIP SEASON** — **SCENARIO: MODERATE**

Cruise Ships		Passengers				Crew			
Ship	In-port Hours	Aboard Estimate	Aboard Hours	Ashore Estimate	Ashore Hours	Aboard Crew	Aboard Hours	Ashore Estimate	Ashore Hours
NIEUW AMSTERDAM	14.00	2,317	32,438	2,085	25,020	929	13,006	232	2,320
SUBTOTAL	**53.25**	**11,713**	**154,948**	**10,542**	**117,615**	**4,229**	**56,406**	**1,057**	**9,795**
7/10/2019 SKG									
ROYAL PRINCESS	14.50	3,916	56,782	3,524	45,812	1350	19,575	338	3,718
MILLENNIUM	9.00	2,374	21,366	2,137	14,959	997	8,973	249	1,245
CRYSTAL SYMPHONY	9.50	994	9,443	895	7,160	530	5,035	133	798
NORWEGIAN BLISS	13.25	4,404	58,353	3,964	43,604	1716	22,737	429	3,861
SUBTOTAL	**46.25**	**11,688**	**145,944**	**10,520**	**111,535**	**4,593**	**56,320**	**1,149**	**9,622**
7/11/2019 SKG									
STAR PRINCESS	10.00	2,856	28,560	2,570	20,560	1100	11,000	275	1,650
NOORDAM	14.00	2,169	30,366	1,952	23,424	820	11,480	205	2,050
VIKING ORION	10.00	1,023	10,230	921	7,368	465	4,650	116	696
BARANOF DREAM	8.00	41	328	37	222	19	152	5	20
SUBTOTAL	**42.00**	**6,089**	**69,484**	**5,480**	**51,574**	**2,404**	**27,282**	**601**	**4,416**
7/12/2019 SKG									
NORWEGIAN JEWEL	10.00	2,627	26,270	2,364	18,912	1100	11,000	275	1,650
CARNIVAL LEGEND	14.00	2,336	32,704	2,102	25,224	961	13,454	240	2,400
AMSTERDAM	9.00	1,518	13,662	1,366	9,562	647	5,823	162	810
SUBTOTAL	**33.00**	**6,481**	**72,636**	**5,832**	**53,698**	**2,708**	**30,277**	**677**	**4,860**

Skagway — **2019 SE ALASKA CRUISE SHIP SEASON** — **SCENARIO: MODERATE**

Cruise Ships		Passengers				Crew			
Ship	In-port Hours	Aboard Estimate	Aboard Hours	Ashore Estimate	Ashore Hours	Aboard Crew	Aboard Hours	Ashore Estimate	Ashore Hours
7/13/2019 SKG									
ISLAND PRINCESS	13.50	2,435	32,873	2,192	26,304	900	12,150	225	2,250
VOLENDAM	14.00	1,575	22,050	1,418	17,016	647	9,058	162	1,620
SUBTOTAL	**27.50**	**4,010**	**54,923**	**3,610**	**43,320**	**1,547**	**21,208**	**387**	**3,870**
7/14/2019 SKG									
AMERICAN CONSTELLATION	19.00	193	3,667	174	2,958	43	817	11	165
CORAL PRINCESS	14.00	2,200	30,800	1,980	23,760	895	12,530	224	2,240
CRYSTAL SYMPHONY	10.00	994	9,940	895	7,160	530	5,300	133	798
SUBTOTAL	**43.00**	**3,387**	**44,407**	**3,049**	**33,878**	**1,468**	**18,647**	**368**	**3,203**
7/15/2019 SKG									
AMERICAN CONSTELLATION	5.00	193	965	174	522	43	215	11	11
MILLENNIUM	13.50	2,374	32,049	2,137	25,644	997	13,460	249	2,490
OVATION OF THE SEAS	13.50	4,578	61,803	4,120	49,440	1300	17,550	325	3,250
SILVER MUSE	9.50	656	6,232	590	4,720	408	3,876	102	612
SUBTOTAL	**41.50**	**7,801**	**101,049**	**7,021**	**80,326**	**2,748**	**35,101**	**687**	**6,363**
7/16/2019 SKG									
ROYAL PRINCESS	15.00	3,916	58,740	3,524	45,812	1350	20,250	338	3,718
SOLSTICE	11.00	3,135	34,485	2,822	25,398	1000	11,000	250	1,750
RUBY PRINCESS	13.25	3,366	44,600	3,029	33,319	1200	15,900	300	2,700

Skagway — **2019 SE ALASKA CRUISE SHIP SEASON** — **SCENARIO: MODERATE**

Cruise Ships			Passengers				Crew			
Ship	In-port Hours	Aboard Estimate	Aboard Hours	Ashore Estimate	Ashore Hours	Aboard Crew	Aboard Hours	Ashore Estimate	Ashore Hours
NIEUW AMSTERDAM	14.00	2,317	32,438	2,085	25,020	929	13,006	232	2,320
SUBTOTAL	**53.25**	**12,734**	**170,263**	**11,460**	**129,549**	**4,479**	**60,156**	**1,120**	**10,488**
7/17/2019 SKG									
GOLDEN PRINCESS	15.00	2,895	43,425	2,606	33,878	1100	16,500	275	3,025
RADIANCE OF THE SEAS	9.50	2,334	22,173	2,101	16,808	858	8,151	215	1,290
NORWEGIAN JOY	10.00	4,182	41,820	3,764	30,112	1821	18,210	455	2,730
NORWEGIAN BLISS	13.25	4,404	58,353	3,964	43,604	1716	22,737	429	3,861
SUBTOTAL	**47.75**	**13,815**	**165,771**	**12,435**	**124,402**	**5,495**	**65,598**	**1,374**	**10,906**
7/18/2019 SKG									
STAR PRINCESS	10.00	2,856	28,560	2,570	20,560	1100	11,000	275	1,650
WESTERDAM	14.00	2,165	30,310	1,949	23,388	817	11,438	204	2,040
SEVEN SEAS MARINER	10.00	779	7,790	701	5,608	440	4,400	110	660
SUBTOTAL	**34.00**	**5,800**	**66,660**	**5,220**	**49,556**	**2,357**	**26,838**	**589**	**4,350**
7/19/2019 SKG									
GRAND PRINCESS	13.50	2,862	38,637	2,576	30,912	1150	15,525	288	2,880
CARNIVAL LEGEND	14.00	2,336	32,704	2,102	25,224	961	13,454	240	2,400
NORWEGIAN JEWEL	12.00	2,627	31,524	2,364	23,640	1100	13,200	275	2,200
SUBTOTAL	**39.50**	**7,825**	**102,865**	**7,042**	**79,776**	**3,211**	**42,179**	**803**	**7,480**

2019 SE ALASKA CRUISE SHIP SEASON — **SCENARIO: MODERATE**

Skagway	Cruise Ships		Passengers				Crew			
	Ship	In-port Hours	Aboard Estimate	Aboard Hours	Ashore Estimate	Ashore Hours	Aboard Crew	Aboard Hours	Ashore Estimate	Ashore Hours
7/20/2019	SKG									
	CORAL PRINCESS	13.50	2,200	29,700	1,980	23,760	895	12,083	224	2,240
	VOLENDAM	14.00	1,575	22,050	1,418	17,016	647	9,058	162	1,620
	VIKING ORION	10.00	1,023	10,230	921	7,368	465	4,650	116	696
	REGATTA	14.00	768	10,752	691	8,292	372	5,208	93	930
	SUBTOTAL	**51.50**	**5,566**	**72,732**	**5,010**	**56,436**	**2,379**	**30,999**	**595**	**5,486**
7/21/2019	SKG									
	AMERICAN CONSTELLATION	19.00	193	3,667	174	2,958	43	817	11	165
	LE SOLEAL	13.00	246	3,198	221	2,431	139	1,807	35	315
	ISLAND PRINCESS	14.50	2,435	35,308	2,192	28,496	900	13,050	225	2,475
	SILVER MUSE	9.00	656	5,904	590	4,130	408	3,672	102	510
	SUBTOTAL	**55.50**	**3,530**	**48,077**	**3,177**	**38,015**	**1,490**	**19,346**	**373**	**3,465**
7/22/2019	SKG									
	AMERICAN CONSTELLATION	5.00	193	965	174	522	43	215	11	11
	OVATION OF THE SEAS	13.50	4,578	61,803	4,120	49,440	1300	17,550	325	3,250
	RADIANCE OF THE SEAS	13.50	2,334	31,509	2,101	25,212	858	11,583	215	2,150
	SUBTOTAL	**32.00**	**7,105**	**94,277**	**6,395**	**75,174**	**2,201**	**29,348**	**551**	**5,411**
7/23/2019	SKG									
	GOLDEN PRINCESS	15.00	2,895	43,425	2,606	33,878	1100	16,500	275	3,025

Skagway — **2019 SE ALASKA CRUISE SHIP SEASON** — **SCENARIO: MODERATE**

Cruise Ships			Passengers				Crew			
Ship	In-port Hours	Aboard Estimate	Aboard Hours	Ashore Estimate	Ashore Hours	Aboard Crew	Aboard Hours	Ashore Estimate	Ashore Hours
SOLSTICE	11.00	3,135	34,485	2,822	25,398	1000	11,000	250	1,750
RUBY PRINCESS	13.25	3,366	44,600	3,029	33,319	1200	15,900	300	2,700
NIEUW AMSTERDAM	14.00	2,317	32,438	2,085	25,020	929	13,006	232	2,320
SUBTOTAL	**53.25**	**11,713**	**154,948**	**10,542**	**117,615**	**4,229**	**56,406**	**1,057**	**9,795**
7/24/2019 SKG									
ROYAL PRINCESS	14.50	3,916	56,782	3,524	45,812	1350	19,575	338	3,718
MILLENNIUM	9.00	2,374	21,366	2,137	14,959	997	8,973	249	1,245
NORWEGIAN BLISS	13.25	4,404	58,353	3,964	43,604	1716	22,737	429	3,861
SUBTOTAL	**36.75**	**10,694**	**136,501**	**9,625**	**104,375**	**4,063**	**51,285**	**1,016**	**8,824**
7/25/2019 SKG									
STAR PRINCESS	10.50	2,856	29,988	2,570	23,130	1100	11,550	275	1,925
AZAMARA QUEST	9.00	781	7,029	703	4,921	408	3,672	102	510
NOORDAM	14.00	2,169	30,366	1,952	23,424	820	11,480	205	2,050
DISNEY WONDER	12.50	1,929	24,113	1,736	19,096	947	11,838	237	2,133
SUBTOTAL	**46.00**	**7,735**	**91,496**	**6,961**	**70,571**	**3,275**	**38,540**	**819**	**6,618**
7/26/2019 SKG									
NORWEGIAN JEWEL	10.00	2,627	26,270	2,364	18,912	1100	11,000	275	1,650
CARNIVAL LEGEND	14.00	2,336	32,704	2,102	25,224	961	13,454	240	2,400
SUBTOTAL	**24.00**	**4,963**	**58,974**	**4,466**	**44,136**	**2,061**	**24,454**	**515**	**4,050**

Skagway — **2019 SE ALASKA CRUISE SHIP SEASON** — **SCENARIO: MODERATE**

Cruise Ships			Passengers				Crew			
	Ship	In-port Hours	Aboard Estimate	Aboard Hours	Ashore Estimate	Ashore Hours	Aboard Crew	Aboard Hours	Ashore Estimate	Ashore Hours
7/27/2019	SKG									
	CRYSTAL SYMPHONY	8.50	994	8,449	895	6,265	530	4,505	133	665
	ISLAND PRINCESS	13.50	2,435	32,873	2,192	26,304	900	12,150	225	2,250
	VOLENDAM	14.00	1,575	22,050	1,418	17,016	647	9,058	162	1,620
	SUBTOTAL	**36.00**	**5,004**	**63,372**	**4,505**	**49,585**	**2,077**	**25,713**	**520**	**4,535**
7/28/2019	SKG									
	CORAL PRINCESS	14.00	2,200	30,800	1,980	23,760	895	12,530	224	2,240
	SEVEN SEAS MARINER	10.00	779	7,790	701	5,608	440	4,400	110	660
	SUBTOTAL	**24.00**	**2,979**	**38,590**	**2,681**	**29,368**	**1,335**	**16,930**	**334**	**2,900**
7/29/2019	SKG									
	MILLENNIUM	13.50	2,374	32,049	2,137	25,644	997	13,460	249	2,490
	OVATION OF THE SEAS	13.50	4,578	61,803	4,120	49,440	1300	17,550	325	3,250
	SILVER MUSE	9.50	656	6,232	590	4,720	408	3,876	102	612
	VIKING ORION	10.00	1,023	10,230	921	7,368	465	4,650	116	696
	AMERICAN CONSTELLATION	9.00	193	1,737	174	1,218	43	387	11	55
	SUBTOTAL	**55.50**	**8,824**	**112,051**	**7,942**	**88,390**	**3,213**	**39,923**	**803**	**7,103**
7/30/2019	SKG									
	ROYAL PRINCESS	15.00	3,916	58,740	3,524	45,812	1350	20,250	338	3,718
	SOLSTICE	11.00	3,135	34,485	2,822	25,398	1000	11,000	250	1,750

Skagway — **2019 SE ALASKA CRUISE SHIP SEASON** — **SCENARIO: MODERATE**

Cruise Ships		Passengers				Crew			
Ship	In-port Hours	Aboard Estimate	Aboard Hours	Ashore Estimate	Ashore Hours	Aboard Crew	Aboard Hours	Ashore Estimate	Ashore Hours
RUBY PRINCESS	13.25	3,366	44,600	3,029	33,319	1200	15,900	300	2,700
NIEUW AMSTERDAM	14.00	2,317	32,438	2,085	25,020	929	13,006	232	2,320
SUBTOTAL	**53.25**	**12,734**	**170,263**	**11,460**	**129,549**	**4,479**	**60,156**	**1,120**	**10,488**
7/31/2019 SKG									
GOLDEN PRINCESS	15.00	2,895	43,425	2,606	33,878	1100	16,500	275	3,025
RADIANCE OF THE SEAS	9.50	2,334	22,173	2,101	16,808	858	8,151	215	1,290
NORWEGIAN JOY	10.00	4,182	41,820	3,764	30,112	1821	18,210	455	2,730
NORWEGIAN BLISS	13.25	4,404	58,353	3,964	43,604	1716	22,737	429	3,861
BARANOF DREAM	8.00	41	328	37	222	19	152	5	20
SUBTOTAL	**55.75**	**13,856**	**166,099**	**12,472**	**124,624**	**5,514**	**65,750**	**1,379**	**10,926**
8/1/2019 SKG									
STAR PRINCESS	10.50	2,856	29,988	2,570	23,130	1100	11,550	275	1,925
REGATTA	9.00	768	6,912	691	4,837	372	3,348	93	465
WESTERDAM	14.00	2,165	30,310	1,949	23,388	817	11,438	204	2,040
DISNEY WONDER	12.50	1,929	24,113	1,736	19,096	947	11,838	237	2,133
ALASKAN DREAM	5.00	44	220	40	120	18	90	5	5
SUBTOTAL	**51.00**	**7,762**	**91,543**	**6,986**	**70,571**	**3,254**	**38,264**	**814**	**6,568**
8/2/2019 SKG									
LE SOLEAL	13.00	246	3,198	221	2,431	139	1,807	35	315
CRYSTAL SYMPHONY	11.00	994	10,934	895	8,055	530	5,830	133	931

2019 SE ALASKA CRUISE SHIP SEASON — **SCENARIO: MODERATE**

Skagway Cruise Ships			Passengers				Crew			
Ship	In-port Hours	Aboard Estimate	Aboard Hours	Ashore Estimate	Ashore Hours	Aboard Crew	Aboard Hours	Ashore Estimate	Ashore Hours
CARNIVAL LEGEND	14.00	2,336	32,704	2,102	25,224	961	13,454	240	2,400
NORWEGIAN JEWEL	12.00	2,627	31,524	2,364	23,640	1100	13,200	275	2,200
SUBTOTAL	**50.00**	**6,203**	**78,360**	**5,582**	**59,350**	**2,730**	**34,291**	**683**	**5,846**
8/3/2019 SKG									
CORAL PRINCESS	13.50	2,200	29,700	1,980	23,760	895	12,083	224	2,240
VOLENDAM	14.00	1,575	22,050	1,418	17,016	647	9,058	162	1,620
AZAMARA QUEST	9.50	781	7,420	703	5,624	408	3,876	102	612
SUBTOTAL	**37.00**	**4,556**	**59,170**	**4,101**	**46,400**	**1,950**	**25,017**	**488**	**4,472**
8/4/2019 SKG									
LE SOLEAL	13.00	246	3,198	221	2,431	139	1,807	35	315
ISLAND PRINCESS	14.50	2,435	35,308	2,192	28,496	900	13,050	225	2,475
SEVEN SEAS MARINER	8.00	779	6,232	701	4,206	440	3,520	110	440
SILVER MUSE	9.00	656	5,904	590	4,130	408	3,672	102	510
SUBTOTAL	**44.50**	**4,116**	**50,642**	**3,704**	**39,263**	**1,887**	**22,049**	**472**	**3,740**
8/5/2019 SKG									
OVATION OF THE SEAS	13.50	4,578	61,803	4,120	49,440	1300	17,550	325	3,250
RADIANCE OF THE SEAS	13.50	2,334	31,509	2,101	25,212	858	11,583	215	2,150
AMERICAN CONSTELLATION	9.00	193	1,737	174	1,218	43	387	11	55
SUBTOTAL	**36.00**	**7,105**	**95,049**	**6,395**	**75,870**	**2,201**	**29,520**	**551**	**5,455**

2019 SE ALASKA CRUISE SHIP SEASON — **SCENARIO: MODERATE**

Skagway	Cruise Ships		Passengers				Crew			
	Ship	In-port Hours	Aboard Estimate	Aboard Hours	Ashore Estimate	Ashore Hours	Aboard Crew	Aboard Hours	Ashore Estimate	Ashore Hours
8/6/2019	SKG									
	GOLDEN PRINCESS	15.00	2,895	43,425	2,606	33,878	1100	16,500	275	3,025
	SOLSTICE	11.00	3,135	34,485	2,822	25,398	1000	11,000	250	1,750
	RUBY PRINCESS	13.25	3,366	44,600	3,029	33,319	1200	15,900	300	2,700
	NIEUW AMSTERDAM	14.00	2,317	32,438	2,085	25,020	929	13,006	232	2,320
	SUBTOTAL	**53.25**	**11,713**	**154,948**	**10,542**	**117,615**	**4,229**	**56,406**	**1,057**	**9,795**
8/7/2019	SKG									
	ROYAL PRINCESS	14.50	3,916	56,782	3,524	45,812	1350	19,575	338	3,718
	MILLENNIUM	9.00	2,374	21,366	2,137	14,959	997	8,973	249	1,245
	NORWEGIAN BLISS	13.25	4,404	58,353	3,964	43,604	1716	22,737	429	3,861
	SUBTOTAL	**36.75**	**10,694**	**136,501**	**9,625**	**104,375**	**4,063**	**51,285**	**1,016**	**8,824**
8/8/2019	SKG									
	STAR PRINCESS	10.00	2,856	28,560	2,570	20,560	1100	11,000	275	1,650
	NOORDAM	14.00	2,169	30,366	1,952	23,424	820	11,480	205	2,050
	DISNEY WONDER	12.50	1,929	24,113	1,736	19,096	947	11,838	237	2,133
	SUBTOTAL	**36.50**	**6,954**	**83,039**	**6,258**	**63,080**	**2,867**	**34,318**	**717**	**5,833**
8/9/2019	SKG									
	VIKING ORION	12.00	1,023	12,276	921	9,210	465	5,580	116	928
	NORWEGIAN JEWEL	10.00	2,627	26,270	2,364	18,912	1100	11,000	275	1,650

Skagway — **2019 SE ALASKA CRUISE SHIP SEASON** — **SCENARIO: MODERATE**

Cruise Ships			Passengers				Crew			
Ship		In-port Hours	Aboard Estimate	Aboard Hours	Ashore Estimate	Ashore Hours	Aboard Crew	Aboard Hours	Ashore Estimate	Ashore Hours
GRAND PRINCESS		13.50	2,862	38,637	2,576	30,912	1150	15,525	288	2,880
CARNIVAL LEGEND		14.00	2,336	32,704	2,102	25,224	961	13,454	240	2,400
SUBTOTAL		**49.50**	**8,848**	**109,887**	**7,963**	**84,258**	**3,676**	**45,559**	**919**	**7,858**
8/10/2019	SKG									
ISLAND PRINCESS		13.50	2,435	32,873	2,192	26,304	900	12,150	225	2,250
VOLENDAM		14.00	1,575	22,050	1,418	17,016	647	9,058	162	1,620
SUBTOTAL		**27.50**	**4,010**	**54,923**	**3,610**	**43,320**	**1,547**	**21,208**	**387**	**3,870**
8/11/2019	SKG									
AMERICAN CONSTELLATION		19.00	193	3,667	174	2,958	43	817	11	165
CORAL PRINCESS		14.00	2,200	30,800	1,980	23,760	895	12,530	224	2,240
SEVEN SEAS MARINER		10.00	779	7,790	701	5,608	440	4,400	110	660
SUBTOTAL		**43.00**	**3,172**	**42,257**	**2,855**	**32,326**	**1,378**	**17,747**	**345**	**3,065**
8/12/2019	SKG									
AMERICAN CONSTELLATION		5.00	193	965	174	522	43	215	11	11
MILLENNIUM		13.50	2,374	32,049	2,137	25,644	997	13,460	249	2,490
OVATION OF THE SEAS		13.50	4,578	61,803	4,120	49,440	1300	17,550	325	3,250
SILVER MUSE		9.50	656	6,232	590	4,720	408	3,876	102	612
SUBTOTAL		**41.50**	**7,801**	**101,049**	**7,021**	**80,326**	**2,748**	**35,101**	**687**	**6,363**

Skagway — **2019 SE ALASKA CRUISE SHIP SEASON** — **SCENARIO: MODERATE**

Cruise Ships			Passengers				Crew			
Ship	In-port Hours	Aboard Estimate	Aboard Hours	Ashore Estimate	Ashore Hours	Aboard Crew	Aboard Hours	Ashore Estimate	Ashore Hours
8/13/2019 SKG									
ROYAL PRINCESS	15.00	3,916	58,740	3,524	45,812	1350	20,250	338	3,718
SOLSTICE	11.00	3,135	34,485	2,822	25,398	1000	11,000	250	1,750
RUBY PRINCESS	13.25	3,366	44,600	3,029	33,319	1200	15,900	300	2,700
NIEUW AMSTERDAM	14.00	2,317	32,438	2,085	25,020	929	13,006	232	2,320
SUBTOTAL	**53.25**	**12,734**	**170,263**	**11,460**	**129,549**	**4,479**	**60,156**	**1,120**	**10,488**
8/14/2019 SKG									
GOLDEN PRINCESS	15.00	2,895	43,425	2,606	33,878	1100	16,500	275	3,025
RADIANCE OF THE SEAS	9.50	2,334	22,173	2,101	16,808	858	8,151	215	1,290
NORWEGIAN JOY	10.00	4,182	41,820	3,764	30,112	1821	18,210	455	2,730
NORWEGIAN BLISS	13.25	4,404	58,353	3,964	43,604	1716	22,737	429	3,861
SUBTOTAL	**47.75**	**13,815**	**165,771**	**12,435**	**124,402**	**5,495**	**65,598**	**1,374**	**10,906**
8/15/2019 SKG									
STAR PRINCESS	10.50	2,856	29,988	2,570	23,130	1100	11,550	275	1,925
WESTERDAM	14.00	2,165	30,310	1,949	23,388	817	11,438	204	2,040
DISNEY WONDER	12.50	1,929	24,113	1,736	19,096	947	11,838	237	2,133
REGATTA	8.00	768	6,144	691	4,146	372	2,976	93	372
SUBTOTAL	**45.00**	**7,718**	**90,555**	**6,946**	**69,760**	**3,236**	**37,802**	**809**	**6,470**

Skagway — **2019 SE ALASKA CRUISE SHIP SEASON** — **SCENARIO: MODERATE**

Cruise Ships		Passengers				Crew			
Ship	In-port Hours	Aboard Estimate	Aboard Hours	Ashore Estimate	Ashore Hours	Aboard Crew	Aboard Hours	Ashore Estimate	Ashore Hours
8/16/2019 SKG									
CARNIVAL LEGEND	14.00	2,336	32,704	2,102	25,224	961	13,454	240	2,400
NORWEGIAN JEWEL	12.00	2,627	31,524	2,364	23,640	1100	13,200	275	2,200
SUBTOTAL	**26.00**	**4,963**	**64,228**	**4,466**	**48,864**	**2,061**	**26,654**	**515**	**4,600**
8/17/2019 SKG									
CORAL PRINCESS	13.50	2,200	29,700	1,980	23,760	895	12,083	224	2,240
VOLENDAM	14.00	1,575	22,050	1,418	17,016	647	9,058	162	1,620
SUBTOTAL	**27.50**	**3,775**	**51,750**	**3,398**	**40,776**	**1,542**	**21,141**	**386**	**3,860**
8/18/2019 SKG									
AMERICAN CONSTELLATION	19.00	193	3,667	174	2,958	43	817	11	165
ISLAND PRINCESS	14.00	2,435	34,090	2,192	26,304	900	12,600	225	2,250
SEVEN SEAS MARINER	8.00	779	6,232	701	4,206	440	3,520	110	440
SILVER MUSE	9.00	656	5,904	590	4,130	408	3,672	102	510
SUBTOTAL	**50.00**	**4,063**	**49,893**	**3,657**	**37,598**	**1,791**	**20,609**	**448**	**3,365**
8/19/2019 SKG									
AMERICAN CONSTELLATION	5.00	193	965	174	522	43	215	11	11
GRAND PRINCESS	13.25	2,862	37,922	2,576	28,336	1150	15,238	288	2,592
OVATION OF THE SEAS	13.50	4,578	61,803	4,120	49,440	1300	17,550	325	3,250
RADIANCE OF THE SEAS	13.50	2,334	31,509	2,101	25,212	858	11,583	215	2,150

Skagway — **2019 SE ALASKA CRUISE SHIP SEASON** — **SCENARIO: MODERATE**

Cruise Ships			Passengers				Crew			
Ship	In-port Hours	Aboard Estimate	Aboard Hours	Ashore Estimate	Ashore Hours	Aboard Crew	Aboard Hours	Ashore Estimate	Ashore Hours
SUBTOTAL	45.25	9,967	132,199	8,971	103,510	3,351	44,586	839	8,003
8/20/2019 SKG									
GOLDEN PRINCESS	15.00	2,895	43,425	2,606	33,878	1100	16,500	275	3,025
SOLSTICE	11.00	3,135	34,485	2,822	25,398	1000	11,000	250	1,750
RUBY PRINCESS	13.25	3,366	44,600	3,029	33,319	1200	15,900	300	2,700
NIEUW AMSTERDAM	14.00	2,317	32,438	2,085	25,020	929	13,006	232	2,320
SUBTOTAL	53.25	11,713	154,948	10,542	117,615	4,229	56,406	1,057	9,795
8/21/2019 SKG									
ROYAL PRINCESS	14.50	3,916	56,782	3,524	45,812	1350	19,575	338	3,718
MILLENNIUM	9.00	2,374	21,366	2,137	14,959	997	8,973	249	1,245
NORWEGIAN BLISS	13.25	4,404	58,353	3,964	43,604	1716	22,737	429	3,861
SUBTOTAL	36.75	10,694	136,501	9,625	104,375	4,063	51,285	1,016	8,824
8/22/2019 SKG									
STAR PRINCESS	10.00	2,856	28,560	2,570	20,560	1100	11,000	275	1,650
NOORDAM	14.00	2,169	30,366	1,952	23,424	820	11,480	205	2,050
DISNEY WONDER	12.50	1,929	24,113	1,736	19,096	947	11,838	237	2,133
BARANOF DREAM	8.00	41	328	37	222	19	152	5	20
SUBTOTAL	44.50	6,995	83,367	6,295	63,302	2,886	34,470	722	5,853

2019 SE ALASKA CRUISE SHIP SEASON — **SCENARIO: MODERATE**

Skagway	Cruise Ships		Passengers				Crew			
	Ship	In-port Hours	Aboard Estimate	Aboard Hours	Ashore Estimate	Ashore Hours	Aboard Crew	Aboard Hours	Ashore Estimate	Ashore Hours
8/23/2019	SKG									
	NORWEGIAN JEWEL	10.00	2,627	26,270	2,364	18,912	1100	11,000	275	1,650
	CARNIVAL LEGEND	14.00	2,336	32,704	2,102	25,224	961	13,454	240	2,400
	SUBTOTAL	**24.00**	**4,963**	**58,974**	**4,466**	**44,136**	**2,061**	**24,454**	**515**	**4,050**
8/24/2019	SKG									
	CRYSTAL SYMPHONY	11.00	994	10,934	895	8,055	530	5,830	133	931
	ISLAND PRINCESS	13.50	2,435	32,873	2,192	26,304	900	12,150	225	2,250
	VOLENDAM	14.00	1,575	22,050	1,418	17,016	647	9,058	162	1,620
	ALASKAN DREAM	5.50	44	242	40	160	18	99	5	10
	SUBTOTAL	**44.00**	**5,048**	**66,099**	**4,545**	**51,535**	**2,095**	**27,137**	**525**	**4,811**
8/25/2019	SKG									
	AMERICAN CONSTELLATION	19.00	193	3,667	174	2,958	43	817	11	165
	CORAL PRINCESS	14.00	0	0	0	0		0	0	0
	SEVEN SEAS MARINER	10.00	779	7,790	701	5,608	440	4,400	110	660
	SUBTOTAL	**43.00**	**972**	**11,457**	**875**	**8,566**	**483**	**5,217**	**121**	**825**
8/26/2019	SKG									
	AMERICAN CONSTELLATION	5.00	193	965	174	522	43	215	11	11
	MILLENNIUM	13.50	2,374	32,049	2,137	25,644	997	13,460	249	2,490
	OVATION OF THE SEAS	13.50	4,578	61,803	4,120	49,440	1300	17,550	325	3,250

Skagway — **2019 SE ALASKA CRUISE SHIP SEASON** — **SCENARIO: MODERATE**

Cruise Ships			Passengers				Crew			
Ship	In-port Hours	Aboard Estimate	Aboard Hours	Ashore Estimate	Ashore Hours	Aboard Crew	Aboard Hours	Ashore Estimate	Ashore Hours
SILVER MUSE	9.50	656	6,232	590	4,720	408	3,876	102	612
BARANOF DREAM	6.00	41	246	37	148	19	114	5	10
SUBTOTAL	**47.50**	**7,842**	**101,295**	**7,058**	**80,474**	**2,767**	**35,215**	**692**	**6,373**
8/27/2019 SKG									
ROYAL PRINCESS	15.00	3,916	58,740	3,524	45,812	1350	20,250	338	3,718
SOLSTICE	11.00	3,135	34,485	2,822	25,398	1000	11,000	250	1,750
RUBY PRINCESS	13.25	3,366	44,600	3,029	33,319	1200	15,900	300	2,700
NIEUW AMSTERDAM	14.00	2,317	32,438	2,085	25,020	929	13,006	232	2,320
SUBTOTAL	**53.25**	**12,734**	**170,263**	**11,460**	**129,549**	**4,479**	**60,156**	**1,120**	**10,488**
8/28/2019 SKG									
GOLDEN PRINCESS	15.00	2,895	43,425	2,606	33,878	1100	16,500	275	3,025
RADIANCE OF THE SEAS	9.50	2,334	22,173	2,101	16,808	858	8,151	215	1,290
NORWEGIAN JOY	10.00	4,182	41,820	3,764	30,112	1821	18,210	455	2,730
NORWEGIAN BLISS	13.25	4,404	58,353	3,964	43,604	1716	22,737	429	3,861
SUBTOTAL	**47.75**	**13,815**	**165,771**	**12,435**	**124,402**	**5,495**	**65,598**	**1,374**	**10,906**
8/29/2019 SKG									
GRAND PRINCESS	15.00	2,862	42,930	2,576	33,488	1150	17,250	288	3,168
STAR PRINCESS	10.00	2,856	28,560	2,570	20,560	1100	11,000	275	1,650
WESTERDAM	14.00	2,165	30,310	1,949	23,388	817	11,438	204	2,040
DISNEY WONDER	12.50	1,929	24,113	1,736	19,096	947	11,838	237	2,133

Skagway — **2019 SE ALASKA CRUISE SHIP SEASON** — **SCENARIO: MODERATE**

Cruise Ships			Passengers				Crew			
	Ship	In-port Hours	Aboard Estimate	Aboard Hours	Ashore Estimate	Ashore Hours	Aboard Crew	Aboard Hours	Ashore Estimate	Ashore Hours
	SUBTOTAL	**51.50**	**9,812**	**125,913**	**8,831**	**96,532**	**4,014**	**51,526**	**1,004**	**8,991**
8/30/2019	SKG									
	CARNIVAL LEGEND	14.00	2,336	32,704	2,102	25,224	961	13,454	240	2,400
	CRYSTAL SYMPHONY	10.00	994	9,940	895	7,160	530	5,300	133	798
	NORWEGIAN JEWEL	12.00	2,627	31,524	2,364	23,640	1100	13,200	275	2,200
	SUBTOTAL	**36.00**	**5,957**	**74,168**	**5,361**	**56,024**	**2,591**	**31,954**	**648**	**5,398**
8/31/2019	SKG									
	CORAL PRINCESS	13.50	2,200	29,700	1,980	23,760	895	12,083	224	2,240
	VOLENDAM	14.00	1,575	22,050	1,418	17,016	647	9,058	162	1,620
	REGATTA	14.00	768	10,752	691	8,292	372	5,208	93	930
	SUBTOTAL	**41.50**	**4,543**	**62,502**	**4,089**	**49,068**	**1,914**	**26,349**	**479**	**4,790**
9/1/2019	SKG									
	AMERICAN CONSTELLATION	19.00	193	3,667	174	2,958	43	817	11	165
	ISLAND PRINCESS	14.00	2,435	34,090	2,192	26,304	900	12,600	225	2,250
	SEVEN SEAS MARINER	8.00	779	6,232	701	4,206	440	3,520	110	440
	SILVER MUSE	9.00	656	5,904	590	4,130	408	3,672	102	510
	SUBTOTAL	**50.00**	**4,063**	**49,893**	**3,657**	**37,598**	**1,791**	**20,609**	**448**	**3,365**
9/2/2019	SKG									
	AMERICAN CONSTELLATION	5.00	193	965	174	522	43	215	11	11

Skagway	Cruise Ships		2019 SE ALASKA CRUISE SHIP SEASON					SCENARIO: MODERATE			
			Passengers					Crew			
	Ship	In-port Hours	Aboard Estimate	Aboard Hours	Ashore Estimate	Ashore Hours	Aboard Crew	Aboard Hours	Ashore Estimate	Ashore Hours
	OVATION OF THE SEAS	13.50	4,578	61,803	4,120	49,440	1300	17,550	325	3,250
	RADIANCE OF THE SEAS	13.50	2,334	31,509	2,101	25,212	858	11,583	215	2,150
	SUBTOTAL	**32.00**	**7,105**	**94,277**	**6,395**	**75,174**	**2,201**	**29,348**	**551**	**5,411**
9/3/2019	SKG									
	GOLDEN PRINCESS	15.00	2,895	43,425	2,606	33,878	1100	16,500	275	3,025
	SOLSTICE	11.00	3,135	34,485	2,822	25,398	1000	11,000	250	1,750
	RUBY PRINCESS	13.25	3,366	44,600	3,029	33,319	1200	15,900	300	2,700
	NIEUW AMSTERDAM	14.00	2,317	32,438	2,085	25,020	929	13,006	232	2,320
	SUBTOTAL	**53.25**	**11,713**	**154,948**	**10,542**	**117,615**	**4,229**	**56,406**	**1,057**	**9,795**
9/4/2019	SKG									
	ROYAL PRINCESS	14.00	3,916	54,824	3,524	42,288	1350	18,900	338	3,380
	NORWEGIAN BLISS	13.25	4,404	58,353	3,964	43,604	1716	22,737	429	3,861
	SUBTOTAL	**27.25**	**8,320**	**113,177**	**7,488**	**85,892**	**3,066**	**41,637**	**767**	**7,241**
9/5/2019	SKG									
	STAR PRINCESS	10.00	2,856	28,560	2,570	20,560	1100	11,000	275	1,650
	NOORDAM	14.00	2,169	30,366	1,952	23,424	820	11,480	205	2,050
	DISNEY WONDER	12.50	1,929	24,113	1,736	19,096	947	11,838	237	2,133
	SUBTOTAL	**36.50**	**6,954**	**83,039**	**6,258**	**63,080**	**2,867**	**34,318**	**717**	**5,833**

Skagway — **2019 SE ALASKA CRUISE SHIP SEASON** — **SCENARIO: MODERATE**

Cruise Ships		Passengers				Crew			
Ship	In-port Hours	Aboard Estimate	Aboard Hours	Ashore Estimate	Ashore Hours	Aboard Crew	Aboard Hours	Ashore Estimate	Ashore Hours
9/6/2019 SKG									
NORWEGIAN JEWEL	10.00	2,627	26,270	2,364	18,912	1100	11,000	275	1,650
CARNIVAL LEGEND	14.00	2,336	32,704	2,102	25,224	961	13,454	240	2,400
CRYSTAL SYMPHONY	11.00	994	10,934	895	8,055	530	5,830	133	931
BARANOF DREAM	6.00	41	246	37	148	19	114	5	10
SUBTOTAL	**41.00**	**5,998**	**70,154**	**5,398**	**52,339**	**2,610**	**30,398**	**653**	**4,991**
9/7/2019 SKG									
GRAND PRINCESS	14.25	2,862	40,784	2,576	30,912	1150	16,388	288	2,880
ISLAND PRINCESS	13.50	2,435	32,873	2,192	26,304	900	12,150	225	2,250
VOLENDAM	14.00	1,575	22,050	1,418	17,016	647	9,058	162	1,620
SUBTOTAL	**41.75**	**6,872**	**95,707**	**6,186**	**74,232**	**2,697**	**37,596**	**675**	**6,750**
9/8/2019 SKG									
AMERICAN CONSTELLATION	19.00	193	3,667	174	2,958	43	817	11	165
CORAL PRINCESS	14.00	2,200	30,800	1,980	23,760	895	12,530	224	2,240
SEVEN SEAS MARINER	10.00	779	7,790	701	5,608	440	4,400	110	660
BARANOF DREAM	7.50	41	308	37	222	19	143	5	20
SUBTOTAL	**50.50**	**3,213**	**42,565**	**2,892**	**32,548**	**1,397**	**17,890**	**350**	**3,085**
9/9/2019 SKG									
AMERICAN CONSTELLATION	5.00	193	965	174	522	43	215	11	11

2019 SE ALASKA CRUISE SHIP SEASON — **SCENARIO: MODERATE**

Skagway	Cruise Ships		Passengers				Crew			
	Ship	In-port Hours	Aboard Estimate	Aboard Hours	Ashore Estimate	Ashore Hours	Aboard Crew	Aboard Hours	Ashore Estimate	Ashore Hours
	OVATION OF THE SEAS	13.50	4,578	61,803	4,120	49,440	1300	17,550	325	3,250
	SILVER MUSE	9.50	656	6,232	590	4,720	408	3,876	102	612
	SUBTOTAL	**28.00**	**5,427**	**69,000**	**4,884**	**54,682**	**1,751**	**21,641**	**438**	**3,873**
9/10/2019	SKG									
	ROYAL PRINCESS	15.00	3,916	58,740	3,524	45,812	1350	20,250	338	3,718
	SOLSTICE	11.00	3,135	34,485	2,822	25,398	1000	11,000	250	1,750
	RUBY PRINCESS	13.25	3,366	44,600	3,029	33,319	1200	15,900	300	2,700
	NIEUW AMSTERDAM	14.00	2,317	32,438	2,085	25,020	929	13,006	232	2,320
	SUBTOTAL	**53.25**	**12,734**	**170,263**	**11,460**	**129,549**	**4,479**	**60,156**	**1,120**	**10,488**
9/11/2019	SKG									
	GOLDEN PRINCESS	14.50	2,895	41,978	2,606	33,878	1100	15,950	275	3,025
	NORWEGIAN JOY	10.00	4,182	41,820	3,764	30,112	1821	18,210	455	2,730
	NORWEGIAN BLISS	13.25	4,404	58,353	3,964	43,604	1716	22,737	429	3,861
	SUBTOTAL	**37.75**	**11,481**	**142,151**	**10,334**	**107,594**	**4,637**	**56,897**	**1,159**	**9,616**
9/12/2019	SKG									
	STAR PRINCESS	10.00	2,856	28,560	2,570	20,560	1100	11,000	275	1,650
	WESTERDAM	14.00	2,165	30,310	1,949	23,388	817	11,438	204	2,040
	DISNEY WONDER	12.50	1,929	24,113	1,736	19,096	947	11,838	237	2,133
	SUBTOTAL	**36.50**	**6,950**	**82,983**	**6,255**	**63,044**	**2,864**	**34,276**	**716**	**5,823**

Skagway — **2019 SE ALASKA CRUISE SHIP SEASON** — **SCENARIO: MODERATE**

Cruise Ships			Passengers				Crew			
Ship	In-port Hours	Aboard Estimate	Aboard Hours	Ashore Estimate	Ashore Hours	Aboard Crew	Aboard Hours	Ashore Estimate	Ashore Hours
9/13/2019 SKG									
CARNIVAL LEGEND	14.00	2,336	32,704	2,102	25,224	961	13,454	240	2,400
CRYSTAL SYMPHONY	11.00	994	10,934	895	8,055	530	5,830	133	931
NORWEGIAN JEWEL	12.00	2,627	31,524	2,364	23,640	1100	13,200	275	2,200
SUBTOTAL	**37.00**	**5,957**	**75,162**	**5,361**	**56,919**	**2,591**	**32,484**	**648**	**5,531**
9/14/2019 SKG									
CORAL PRINCESS	13.50	2,200	29,700	1,980	23,760	895	12,083	224	2,240
VOLENDAM	14.00	1,575	22,050	1,418	17,016	647	9,058	162	1,620
SUBTOTAL	**27.50**	**3,775**	**51,750**	**3,398**	**40,776**	**1,542**	**21,141**	**386**	**3,860**
9/15/2019 SKG									
SEVEN SEAS MARINER	7.00	779	5,453	701	3,505	440	3,080	110	330
SUBTOTAL	**7.00**	**779**	**5,453**	**701**	**3,505**	**440**	**3,080**	**110**	**330**
9/16/2019 SKG									
OVATION OF THE SEAS	13.50	4,578	61,803	4,120	49,440	1300	17,550	325	3,250
SUBTOTAL	**13.50**	**4,578**	**61,803**	**4,120**	**49,440**	**1,300**	**17,550**	**325**	**3,250**
9/17/2019 SKG									
GOLDEN PRINCESS	14.50	2,895	41,978	2,606	33,878	1100	15,950	275	3,025
RUBY PRINCESS	13.25	3,366	44,600	3,029	33,319	1200	15,900	300	2,700
NIEUW AMSTERDAM	14.00	2,317	32,438	2,085	25,020	929	13,006	232	2,320

2019 SE ALASKA CRUISE SHIP SEASON — **SCENARIO: MODERATE**

Skagway	Cruise Ships		Passengers				Crew			
	Ship	In-port Hours	Aboard Estimate	Aboard Hours	Ashore Estimate	Ashore Hours	Aboard Crew	Aboard Hours	Ashore Estimate	Ashore Hours
	SUBTOTAL	**41.75**	**8,578**	**119,016**	**7,720**	**92,217**	**3,229**	**44,856**	**807**	**8,045**
9/18/2019	SKG									
	NORWEGIAN JOY	10.00	4,182	41,820	3,764	30,112	1821	18,210	455	2,730
	NORWEGIAN BLISS	13.25	4,404	58,353	3,964	43,604	1716	22,737	429	3,861
	NOORDAM	14.00	2,169	30,366	1,952	23,424	820	11,480	205	2,050
	SUBTOTAL	**37.25**	**10,755**	**130,539**	**9,680**	**97,140**	**4,357**	**52,427**	**1,089**	**8,641**
9/19/2019	SKG									
	STAR PRINCESS	10.50	2,856	29,988	2,570	23,130	1100	11,550	275	1,925
	SUBTOTAL	**10.50**	**2,856**	**29,988**	**2,570**	**23,130**	**1,100**	**11,550**	**275**	**1,925**
9/20/2019	SKG									
	NORWEGIAN JEWEL	10.00	2,627	26,270	2,364	18,912	1100	11,000	275	1,650
	SUBTOTAL	**10.00**	**2,627**	**26,270**	**2,364**	**18,912**	**1,100**	**11,000**	**275**	**1,650**
9/21/2019	SKG									
	CORAL PRINCESS	13.50	2,200	29,700	1,980	23,760	895	12,083	224	2,240
	VOLENDAM	14.00	1,575	22,050	1,418	17,016	647	9,058	162	1,620
	SUBTOTAL	**27.50**	**3,775**	**51,750**	**3,398**	**40,776**	**1,542**	**21,141**	**386**	**3,860**
9/22/2019	SKG									
	CARNIVAL LEGEND	13.00	2,336	30,368	2,102	23,122	961	12,493	240	2,160

Skagway — **2019 SE ALASKA CRUISE SHIP SEASON** — **SCENARIO: MODERATE**

	Cruise Ships		Passengers				Crew			
	Ship	In-port Hours	Aboard Estimate	Aboard Hours	Ashore Estimate	Ashore Hours	Aboard Crew	Aboard Hours	Ashore Estimate	Ashore Hours
	SUBTOTAL	**13.00**	**2,336**	**30,368**	**2,102**	**23,122**	**961**	**12,493**	**240**	**2,160**
9/23/2019	SKG									
	ROYAL PRINCESS	13.50	3,916	52,866	3,524	42,288	1350	18,225	338	3,380
	SUBTOTAL	**13.50**	**3,916**	**52,866**	**3,524**	**42,288**	**1,350**	**18,225**	**338**	**3,380**
9/24/2019	SKG									
	NORWEGIAN JOY	13.25	4,182	55,412	3,764	41,404	1821	24,128	455	4,095
	NIEUW AMSTERDAM	14.00	2,317	32,438	2,085	25,020	929	13,006	232	2,320
	SUBTOTAL	**27.25**	**6,499**	**87,850**	**5,849**	**66,424**	**2,750**	**37,134**	**687**	**6,415**
9/25/2019	SKG									
	NORWEGIAN BLISS	13.25	4,404	58,353	3,964	43,604	1716	22,737	429	3,861
	WESTERDAM	14.00	2,165	30,310	1,949	23,388	817	11,438	204	2,040
	NOORDAM	14.00	2,169	30,366	1,952	23,424	820	11,480	205	2,050
	SUBTOTAL	**41.25**	**8,738**	**119,029**	**7,865**	**90,416**	**3,353**	**45,655**	**838**	**7,951**
9/26/2019	SKG									
	NORWEGIAN JEWEL	13.25	2,627	34,808	2,364	26,004	1100	14,575	275	2,475
	SUBTOTAL	**13.25**	**2,627**	**34,808**	**2,364**	**26,004**	**1,100**	**14,575**	**275**	**2,475**
10/1/2019	SKG									
	NORWEGIAN JOY	13.25	4,182	55,412	3,764	41,404	1821	24,128	455	4,095

Skagway — **2019 SE ALASKA CRUISE SHIP SEASON** — **SCENARIO: MODERATE**

	Cruise Ships		Passengers				Crew			
	Ship	In-port Hours	Aboard Estimate	Aboard Hours	Ashore Estimate	Ashore Hours	Aboard Crew	Aboard Hours	Ashore Estimate	Ashore Hours
	SUBTOTAL	13.25	4,182	55,412	3,764	41,404	1,821	24,128	455	4,095
10/3/2019	SKG									
	NORWEGIAN JEWEL	13.25	2,627	34,808	2,364	26,004	1100	14,575	275	2,475
	SUBTOTAL	13.25	2,627	34,808	2,364	26,004	1,100	14,575	275	2,475
	GRAND TOTAL	**5,604.75**	**1,066,875**	**13,626,469**	**960,216**	**10,446,656**	**412,673**	**5,234,570**	**103,198**	**906,595**

41

Appendix 12

Scenario: Low

[redacted]

! G@FD@H		-./0*! #*%+%! 1%*" &2'! #*! 3'4*! #%! ($				! " #$%&'( )*+(,			
EEEEEEEEEE*" ;=6>C*! 567>*EEEEEEEEEE		EEEEEEEEEEEE*4@>>C8FC;>*EEEEEEEEEEEE				EEEEEEEEEEEEEE*" ;CD EEEEEEEEEEEEEE			
! 567	'89:;< 3:=;>	%?:@A #><B@C	%?:@A 3:=;>	%>5:;C #><B@C	%>5:;C 3:=;>	%?:@A ";CD	%?:@A 3:=;>	%>5:;C #><B@C	%>5:;C 3:=;>
! " #$%&" ($) * ++	, -./0	12301	-/2, 14	121, 1	112, 10	, , /0	, /2 1/	1-0	12040
) #" $(5#6&6* ! * $%	, 7.00	12, 17	1824-3	, 290/	, 920/0	83,	, -27/7	, 81	, 2419
! 2QR(R%+	I 0JK.	LMII	00M. N	OMNL	KLMPL	NMPC	IKMK0	PNK	KMI0
9:, 0:10, 8 +; !									
(+6#$%&" ($) * ++	, -./0	121, 7	182998	, 2991	, 92910	800	, 12/0	, 90	, 2310
5<6* $%#=	, 7.00	, 27-1	102079	, 21, 4	, 12, 40	374	820/9	, 18	, 2 3,
! 2QR(R%+	-PJK.	NMI C	I 0MNP	NM00	N. M0.	/MI P	-/M. L	N. 0	-MPL/
9:, , :10, 8 +; !									
#=*" () #$&) <$+>* 66#>(<$	, 8.00	, 4/	-2 1/	, 78	121-/	7-	9, 4	8	, 13
) <" #6&" ($) * ++	, 7.00	12000	192000	, 2400	, 42000	98/	, 12-0	, 48	, 23, ,
+*5* $&+* #+&= #" ($*"	, 0.00	409	42090	301	-23, 1	770	72700	99	770
! 2QR(R%+	I NJ. .	-MLN	NLM. K	-MK/	--MI P	/MPL	/PMI P	-PC	-MPP
9:, 1:10, 8 +; !									
#=*" () #$&) <$+>* 66#>(<$	/.00	, 4/	94/	, 78	, 78	7-	1, /	8	0
=(66* $$(?=	, -./0	12, /9	182, --	, 29-7	, 92-70	884	, -2730	, 88	, 248,
<5#>(<$&< @&A* &* #+	, -./0	72, 31	/32, 94	-27-9	-/2-90	, -00	, 427/0	130	12-70
+(65*" &= ?+*	8./0	/83	/2331	/04	-2071	709	-2943	91	7, 0
! 2QR(R%+	I /JK.	PM0/	0/MKP	OM-L	KOM//	-MI L	NKM. /	KK.	I MI /

EXHIBIT G
Page 239 of 283

! G@FD@H

- . / 0*! # *%+%! 1 %*" &2 '! # *! 3 '4*! # %! ($

! " # $ %&'( )*+(,

EEEEEEEEEE*" ;=6>C*! 567>*EEEEEEEEEEE EEEEEEEEEEEEE*4 @>>C8FC;>*EEEEEEEEEEEEE EEEEEEEEEEEEEE*" ;CDEEEEEEEEEEEEEEEE

! 567	'897 : ;< 3 : =;>	%?: @A #><8B @C	%?: @A 3 : =;>	%>5: ;C #><8B @C	%>5: ;C 3 : =;>	%?: @A " ;CD	%?: @A 3 : =;>	%>5: ;C #><8B @C	%>5: ;C 3 : =;>
! "#$ %&'( ) ! %	*+, -	, *.	, /. . 0	, - 1	2/- 30	3- 4	2/41.	40	35-
67&789 : '; &%7(	. + -	21	000	25	. 0	5*	553	3	3
! 2QR(R%+	IJK.	JM- N	0- MJ0	OML0	LOMJP	- MOJ	PLM/ L	LLI	IMIL
4<01<0- 5* ! =>									
&9 ? 7#'@&"8 A%! !	5, + -	2/, . -	, 2/3- -	2/- 0.	22/04.	52, -	0- /0, -	01-	0/1- -
! 9 #! B"A%	55+ -	0/4, -	25/2, -	0/302	5. /*. 5	5- - -	55/- - -	0- -	5/0- -
&) 6 ?'@&"8 A%! !	52+0,	2/- . -	3- /, 3,	0/. - 5	02/3- *	50- -	5, /* - -	03-	5/* 0-
8"%) C '7 (! B%&; 7(	53+ -	0/5- .	0* /343	5/1* -	51/* - -	* 0*	52/- - .	54.	5/. 13
! 2QR(R%+	LPK L	/ / MJC	/ LI MJ0	0MII .	0/ MLC	I MJ0	O. MLC	NOC	JMOI
4<04<0- 5* ! =>									
> 9 #; %8 '@&"8 A%! !	5, + -	0/. 20	2* /34-	0/021	03/. - 1	55- -	5. /, - -	00-	0/0- -
&7; "78 A%9 : 'BD%! %7!	*+, -	0/500	0- /5, *	5/4- 3	5- /403	4, 4	4/5, 5	510	4. -
89&C %> "78 'E9 ?	5- + -	2/4- 0	24/- 0-	2/020	5* /2* 0	5405	54/05-	2. 3	5/40-
89&C %> "78 '6#"! !	52+0,	3/- - 3	, 2/- , 2	2/3- 2	2- /. 01	515.	00/121	232	0/133
! 2QR(R%+	IJKJL	/ - MO.	/ L. M/ -	/ . MOJC	NLML.	LMOL	OLMON	/ MOO	JMO- I
4<0*<0- 5* ! =>									
> &78 ; '@&"8 A%! !	5, + -	0/. - 0	2* /- 2-	0/050	03/220	55, -	51/0, -	02-	0/2- -
! B7 &'@&"8 A%! !	5- + -	0/, * .	0, /* . -	0/0- 1	52/030	55- -	55/- - -	00-	5/5- -
C %! B%&; 7(	53+ -	5/* . 4	01/, , 0	5/. 12	5. /12-	451	55/324	5. 2	5/3. 1
; "! 8 %?'C 98 ; %&	50+, -	5/1, 3	05/* 0,	5/3* 5	52/35*	* 31	55/424	54*	5/, 50

22

Appendix 13

Table 1. North American Cruises, Key Statistics

North American Cruise Statistics

Table 1. North American Cruises, Key Statistics
(Capacity and Traffic in Millions)

	Vessels		Capacity^			Traffic		Occupancy %	
Year/Qtr.	No.	Cruises	Pass. Pass.	Nights	Avg. Nights	Pass.	Pass. Nights	Pass. Pass.	Nights
2006	110	4,435	9.13	60.45	6.62	9.97	65.03	109	108
1	99	1,118	2.25	15.15	6.72	2.42	16.01	107	106
2	99	1,065	2.19	14.38	6.55	2.44	15.70	111	109
3	82	1,091	2.27	14.46	6.38	2.53	15.94	112	110
4	103	1,161	2.41	16.46	6.82	2.59	17.38	107	106
2007	116	4,498	9.42	62.59	6.65	10.31	67.39	109	108
1	104	1,206	2.48	16.99	6.86	2.65	17.90	107	105
2	105	1,071	2.27	14.86	6.56	2.50	16.10	110	108
3	80	1,112	2.35	14.85	6.31	2.64	16.46	112	111
4	102	1,109	2.32	15.88	6.84	2.52	16.92	108	107
2008	120	4,239	9.04	59.53	6.59	9.94	64.34	110	108
1	100	1,190	2.50	16.69	6.68	2.71	17.87	108	107
2	93	997	2.14	13.73	6.42	2.38	15.05	112	110
3	79	1,025	2.18	13.76	6.30	2.46	15.29	113	111
4	103	1,027	2.22	15.34	6.91	2.39	16.14	108	105
2009	113	4,126	8.95	59.11	6.61	9.87	63.87	110	108
1	97	1,098	2.35	16.01	6.82	2.54	16.95	108	106
2	97	1,000	2.16	14.07	6.50	2.41	15.33	112	109
3	76	1,023	2.21	13.89	6.29	2.51	15.54	113	112
4	97	1,005	2.23	15.14	6.81	2.41	16.05	108	106
2010	114	4,216	9.60	64.24	6.69	10.63	69.83	111	109
1	96	1,092	2.47	16.88	6.85	2.69	18.12	109	107
2	96	1,007	2.28	15.00	6.58	2.55	16.49	112	110
3	79	1,030	2.35	15.14	6.44	2.67	16.97	114	112
4	103	1,087	2.51	17.22	6.87	2.71	18.25	108	106
2011	115	4,222	9.72	65.50	6.74	10.89	71.82	112	110
1	102	1,160	2.64	18.25	6.90	2.89	19.54	109	107
2	96	992	2.28	15.15	6.63	2.60	16.84	114	111
3	80	995	2.26	14.65	6.48	2.62	16.59	116	113
4	102	1,075	2.53	17.44	6.91	2.79	18.85	110	108

Source: Maritime Administration.

^ Capacity is based on two passengers per stateroom. Average nights = passenger nights/passengers.

Appendix 14

Table 1. North American Cruises, Key Statistics — Annotated

	Vessels		Capacity^			Tra• c		Occupancy %	
Year/Qtr.	No.	Cruises	Pass.	Pass. Nights	Avg. Nights	Pass.	Pass. Nights	Pass.	Pass. Nights
2006	110	4.435	9.13	60.45	6.62	9.97	65.03	109	108
1	99	1.118	2.25	15.15	6.72	2.42	16.01	107	106
2	99	1.065	2.19	14.38	6.55	2.44	15.70	111	109
3	82	1.091	2.27	14.46	6.38	2.53	15.94	112	110
4	103	1.161	2.41	16.46	6.82	2.59	17.38	107	106
2007	116	4.498	9.42	62.59	6.65	10.31	67.39	109	108
1	104	1.206	2.48	16.99	6.86	2.65	17.90	107	105
2	105	1.071	2.27	14.86	6.56	2.50	16.10	110	108
3	80	1.112	2.35	14.85	6.31	2.64	16.46	112	111
4	102	1.109	2.32	15.88	6.84	2.52	16.92	108	107
2008	120	4.239	9.04	59.53	6.59	9.94	64.34	110	108
1	100	1.190	2.50	16.69	6.68	2.71	17.87	108	107
2	93	997	2.14	13.73	6.42	2.38	15.05	112	110
3	79	1.025	2.18	13.76	6.30	2.46	15.29	113	111
4	103	1.027	2.22	15.34	6.91	2.39	16.14	108	105
2009	113	4.126	8.95	59.11	6.61	9.87	63.87	110	108
1	97	1.098	2.35	16.01	6.82	2.54	16.95	108	106
2	97	1.000	2.16	14.07	6.50	2.41	15.33	112	109
3	76	1.023	2.21	13.89	6.29	2.51	15.54	113	112
4	97	1.005	2.23	15.14	6.81	2.41	16.05	108	106
2010	114	4.216	9.60	64.24	6.69	10.63	69.83	111	109
1	96	1.092	2.47	16.88	6.85	2.69	18.12	109	107
2	96	1.007	2.28	15.00	6.58	2.55	16.49	112	110
3	79	1.030	2.35	15.14	6.44	2.67	16.97	114	112
4	103	1.087	2.51	17.22	6.87	2.71	18.25	108	106
2011	115	4.222	9.72	65.50	6.74	10.89	71.82	112	110
1	102	1.160	2.64	18.25	6.90	2.89	19.54	109	107
2	96	992	2.28	15.15	6.63	2.60	16.84	114	111
3	80	995	2.26	14.65	6.48	2.62	16.59	116	113
4	102	1.075	2.53	17.44	6.91	2.79	18.85	110	108
Calculated for 2006-2011. Not part of original report.									
Average								110	
Minimum								109	
Maximum								112	
Median								110	
Calculated for 2010-2011, 2nd and 3rd Quarters only. Not part of original report.									
Average								113	
Median								113	

Appendix 15

Excerpt: Aggregate Analysis — Economic Contribution of Cruise Tourism to Destination Economies. Vol. I

BREA
BUSINESS RESEARCH & ECONOMIC ADVISORS!

*)!0'
"#!$%&!'((!
)&*%+,!"-!.'/0.!

941.'?!12.34!(506('7/!
@+A?!12.34!/2/6'57/!
B'*,03'?!8 8 89:;<=+<*9>%?!

! " # $ # %& " ' " # $ ( ) & * + (& # $ ' '
, ' ") + & - ! ' (# +) & - % ' '
(# ' (. ! ' / ! - (& $ 0 (& # $ ' ! " # $ # %& ! - '

!"#$%&'()+,'-"!.+/(,0,"12"34'"56 7+83,"12"*
9+,,'.:'%;"<%'="+.-"<%$0,'">0.'"#7'.-0.:"*

1 # 2 + % ! '& '
0 3 3) ! 3 0 (! '0 $ 0 2 4 - & - '

!

!

!"#$%"#&'()"'

!"#$%&'()'$%**+',-)$.%/+-0//#1%'2%#,-
0,&-
3'$2%1%4'2%,5-6+/2%,'2%#,/-

*+,)-#"'./01

!"#$%&'(&)'*+%*+,&

EXECUTIVE SUMMARY 2

ECONOMIC IMPACTS 3
PASSENGER, CREW AND CRUISE LINE EXPENDITURES 7
PASSENGER ATTRIBUTES AND SATISFACTION 17
COMPARISON TO THE 2012 STUDY 20

INTRODUCTION 22

THE CARIBBEAN, MEXICO AND CENTRAL AND SOUTH AMERICAN CRUISE MARKET 23
PASSENGER AND CREW ARRIVALS AT PARTICIPATING DESTINATIONS 24

DATA AND METHODS 26

ESTIMATES OF TOTAL CRUISE TOURISM EXPENDITURES 26
ESTIMATES OF THE ECONOMIC CONTRIBUTION 30
APPENDIX – PASSENGER AND CREW SURVEYS 32

ECONOMIC CONTRIBUTION ANALYSIS 38

PASSENGER AND CREW EXPENDITURES 39
EXPENDITURES BY CRUISE LINES 54
DIRECT CRUISE TOURISM EXPENDITURES 57
ECONOMIC CONTRIBUTION OF CRUISE TOURISM EXPENDITURES 59
COMPARISON TO 2012 STUDY 67

APPENDIX B – DATA AND RANKING TABLES 74

! " # $ %& ' (# ! % ")

!

"#$%!%&' ( )!*+*,) - .%!&#. !/0+&1$2 ' &$0+!O3!/1 ' $%. !&0 ' 1$%4 !0+!&#. !. /0+0 4 $. %!O3!56!(. %&$+*&$0+%!,0/*&. (! $+!&#. !7*1$22. *+8! 9 . :$/0!*+(!7. +&1*,!*+(!;0 ' &#!<4 . 1$/*=!"#. !%&' ( )!>*%!3 ' +(. (!2)!&#. !?,O1$(*@ 7*1$22. *+!71 ' $%. !<%%0/$*&$0+!A?77<B!*+(!&#. !56!C*1&$/$C*&$+D!(. %&$+*&$0+%=!E&$,$-$+D!0+%#01. !. : @ C. +($&' 1. !(*&*!/0,,. /&. (!3104 !C*%%. +D. 1!*+(!/1. >!%' 1F.)%8!CO1&!%. 1F$/. !*+(!+*F$D*&$0+!3. . %!/0,@ , . /&. (!3104 !&#. !(. %&$+*&$0+%!*+(!?77<!4 . 42. 1!/1 ' $%. !,$+. %GH8!*+(!. : C. +($&' 1. %!3O1!C10F$%$0+%!*+(! 0&#. 1!%&O1. %!$+!&#. !7*1$22. *+!C10F$(. (!2)!&#. !/1 ' $%. !,$+. %8!&O&*,!/1 ' $%. !&0 ' 1$%4 !. : C. +($&' 1. %!>. 1. ! . %&$4 *&. (!3O1!. */#!O3!&#. !C*1&$/$C*&$+D!(. %&$+*&$0+%=!"#. !. /0+0 4 $/!/0+&1$2 ' &$0+!O3!&#. %. !. : C. +(@ $&' 1. %!3O1!. */#!(. %&$+*&$0+!>*%!&#. +!. %&$4 *&. (!3O1!&#. !GH@4 0+&#!C. 1$0(!2. D$++$+D!$+!9*)8!HIGJ! *+(!. +($+D!$+!<C1$,8!HIG6!' &$,$-$+D!. /0+0 4 $/!(*&*!/0,,. /&. (!3104 !,0/*,8!1. D$0+*,!*+(!$+&. 1+*&$0+*,! %0 ' 1/. %=!

++!

¨#!$%&!' (( )! * & * +&,!-. /&0!1%21!0344-.&5!6/0%6,&!&74&/5.13,&!5212!2,&!20!86--690:!);<)!(,3.0&0=!(2,/.>2-! (,3.0&!?./&0=!(&-&+,.1@!(,3.0&0=!<.0/&@!(,3.0&!?./&=!A6--2/5!)*&,.B2!?./&=!C6, 9&D.2/!(,3.0&!?./&=!EFG! (,3.0&0=!E,. /B&00!(,3.0&0=!H6@2-!(2,.++&2/!;/1&,/21.6/2-!2/5!$I;!(,3.0&0J!

!

! "#$%&'())#&*+$, # -(. /$&*0$%#*1'&2$&*0$3 / 41"$5 6 #'(7
.&*$%'4(8#$, &'9#1$$

!"#$%&'())#&*$(+$,"#$ - .+,$/./01&'$2'0(+#$3#+,(*&,(.*+$(*$,"#$4.'135$622.'3(*7$,.$2&/&2(,8$3&,&$
/'.9(3#3$)8$%'0(+#$:(*#+$;*,#'*&,(.*&1$6++.2(&,(.*$<%:;6=>$,"#$2'0(+#$(*30+,'8$"&3$??5@$-(11(.*$)#3$
3&8+$3#/1.8#3$,"'.07".0,$,"#$%&'())#&*$(*$ABCD$&22.0*,(*7$E.'$*#&'18$DB$percent of the industry's
71.)&1$)#3$3&8$2&/&2(,85$!"#$&9#'&7#$2'0(+#$1#*7,"$'#-&(*#3$&,$&).0,F3&8+5$!"0+>$2'0(+#$+"(/+$
./#'&,(*7$(*$,"#$'#7(.*$"&3$+0EE(2(#*,$2&/&2(,8$,.$2&''8$*#&'18$G5B$-(11(.*$/&++#*7#'+$(*$ABCD5$

;*$&$+#/&'&,#$'#/.',$'#2#*,18$/0)1(+"#3$)8$,"#$%&'())#&*$!.0'(+,$H'7&*(I&,(.*$<%!H=CJ>$,"#$7'.0/$
'#/.',#3$,"&,$&).0,$A?$-(11(.*$2'0(+#$/&++#*7#'+$&''(9#3$&,$,"#$AD$%&'())#&*$3#+,(*&,(.*+$E.'$
4"(2"$(,$/'.9(3#+$3&,&$30'(*7$ABCD>$&*$(*2'#&+#$.ECC/#'2#*,$E'.-$ABCJ5$K(*2#$2'0(+#$+"(/+$2&11$
&,$-01,(/1#$3#+,(*&,(.*+$.*$&*8$+(*71#$(,(*#'&'8>$/&++#*7#'$&''(9&1+$&'#$&14&8+$+(7*(E(2&*,18$"(7"#'$
,"&*$/&++#*7#'$2&/&2(,85$!"#$(*2'#&+#$'#/.',#3$E.'$%&'())#&*$2'0(+#$/&++#*7#'$&''(9&1+$E.'$ABCD$
4&+$2.*2#*,'&,#3$&-.*7$,"#$3#+,(*&,(.*+$(*$,"#$L&+,#'*$%&'())#&*>$(5#5>$,"#$M&"&-&+>$K,5$N&&',#*$
&*3$,"#$O5K5$P('7(*$;+1&*3+$&*3$,"#$Q#+,#'*$%&'())#&*>$(*21032(*7>$M#1(I#>$,"#$%&8-&*$;+1&*3+>$
%.I0-#1$&*3$R&-&(2&5$

S&,&$/'.9(3#3$)8$,"#$J?$/&',(2(/&,(*7$3#+,(*&,(.*+$"&4+$,"&,$AT5G$-(11(.*$/&++#*7#'+$&*3$CC5D$
-(11(.*$2'#4$&''(9#3$&,$,"#+#$2'0(+#$3#+,(*&,(.*+$30'(*7$,"#$ABCD/ABC?$2'0(+#$8#&'5$HE$,"#+#>$V0+,$
0*3#'DB/#'2#*,$.E$,"#$2'#4>$D5?$-(11(.*>$&*3GGW.E$,"#$/&++#*7#'+>$AJ5T$-(11(.*>$3(+#-)&'X#3$
&*3$9(+(,#3$,"#$3#+,(*&,(.*+5$

M.,">$,"#$/'.Y(-(,8$.E$,"#$%&'())#&*$,.$,"#$O*(,#3$K,&,#+$&*3$(,+$#-/#'&,#$21(-&,#$30'(*7$,"#$
4(*,#'$-.*,"+$"&9#$)##*$(-/.',&*,$E&2,.'+$(*$,"#$7'.4,"$.E$,"#$2'0(+#$(*30+,'8$(*$,"#$'#7(.*5$
Z.4#9#'>$,"#$'#7(.*$&1+.$"&+$&$+,'.*7$&//#&1$,.$2'0(+#'+$E'.-$&'.0*3$,"#$4.'135$S&,&$.),&(*#3$
E'.-$,.0'(+0'9#8$.E$2'0(+#$/&++#*7#'+$(*3(2&,#3$,"&,FC/#'2#*,$.E$,"#$+0'9#8#3$/&++#*7#'+$4#'#$
'#+(3#*,+$.E$,"#$O*(,#3$K,&,#+>CA/#'2#*,$4#'#$E'.-$%&*&3&>$T$/#'2#*,$4#'#$2(,(I#*+$.E$,"#$O*(,#3$
[(*73.-$&*3$?$/#'2#*,$4#'#$'#+(3#*,+$.E$\#'-&*85$!"#$'#-&(*(*7$T$/#'2#*,$.E$/&++#*7#'+$&''(9#3$
E'.-$&$)'.&3$'&*7#$.E$2.0*,'(#+>$(*21032(*7$60+,'&1(&>$;,&18>$K/&(*>$N#Y(2.>$,"#$]"(1(//(*#+$&*3$
K.0,"$6E'(2&$,.$*&-#$&$E#4$5$$

!!
"#!$%&'!()"*!%+,-./0!1020./0.3/'!4,56!"7'!()"89!

! "##$%&$'("%)(*'$+(,''-."/#("0(!"'0-1-2"0-%&(3$#0-%"0-4%#(

!"#$%&'()*&%"+"&,)--$,+$%&./)0&+1$&("/+2,2("+2*3&%$#+2*"+2)*#4&+1$&567&"*%&)+1$/&#)'/,$#4&"*&$#+20"+$%&89:;&02--2)*&("##$*3$/#&<$/$&)*=)"/%&,/'2#$&#12(#&>("##$*3$/&"//2?"-#@&+1"+&,"--$%&"+&+1$&AB&("/+2,2("+2*3&%$#+2*"+2)*#&%'/2*3&+1$&8CDEF8CDB&,/'2#$&G$"/&>#$$&!"#$%&'(:&H%%2*3&+1$&DD:E&02--2)*&,/$<&"//2?"-#4&+1$&,/'2#$&2*%'#+/G&=/)'31+&A;:8&02--2)*&("##$*3$/&"*%&,/$<&"//2?"-#&+)&+1$&AB&("/+2,2("+2*3&%$#+2*"+2)*#&%'/2*3&+1$&8CDEF8CDB&,/'2#$&G$"/:&

I-$?$*&).&+1$&("/+2,2("+2*3&%$#+2*"+2)*#4&+1$&!"1"0"#4&5)J'0$-4&+1$&K:L:&M2/32*&N#-"*%#4&L+:&O""/P+$*4&+1$&5"G0"*&N#-"*%#4&Q"0"2,"4&R'$/+)&S2,)4&!$-2J$4&+1$&6'/T#&"*%&5"2,)#4&U)*%'/"#&"*%&L+:&V2++#&W&X$?2#4&1"%&,)0=2*$%&("##$*3$/&"*%&,/$<&"//2?"-#&2*&$Y,$##&).&D&02--2)*:&5)0=2*$%4&+1$#$&$-$?$*&%$#+2*"+2)*#&",,)'*+$%&.)/&ZD&($/,$*+&).&"--&("##$*3$/&"*%&,/$<&"//2?"-#&"0)*3&+1$&AB&%$#+2*"+2)*#:&H*&$#+20"+$%&D;:9&02--2)*&("##$*3$/#&"*%&,/$<&"//2?$%&"+&+1$&%$#+2*"+2)*#&).&+1$&I"#+$/*&5"/2==$"*4DE&E[&(&0 2--2)*&("##$*3$/#&"*%&,/$<&"//2?$%&"+&+1$&L)'+1$/*&5"/2==$"*DB&%$#+2*"+2)*#4&DA&($/,$*+&).&+1$&+)+"-&"//2?"-#:&\2*"--G4&+1$&%$#+2*"+2)*#&).&+1$&]$#+$/*&5"/2==$"*D9&",,)'*+$%&.)/&8D&($/,$*+&).&+)+"-&"//2?"-#&<2+1&Z:;&02--2)*&("##$*3$/&"*%&,/$<&"//2?"-#&<12-$&Z:C&02--2)*&("##$*P3$/#&"*%&,/$<&"//2?$%&"+&,/'2#$&%$#+2*"+2)*#&2*&O$Y2,)4DZ&D;&($/,$*+&).&"--&"//2?"-#&"0)*3&+1$&AB&("/+2,2("+2*3&%$#+2*"+2)*#:&

&

&

&

++!

"#!$%&!'()!*+&*%,),!%-!'(.,!,'+/0!'()!12,')&3!42&.55)23!.367+/),!'()!-%77%8.39!')3!/),'.32'.%3,:!;3'.<9+2=!'()!>2(2?2,=!'()!>&.'.,(!@.&9.3!A,723/,=!'()!B%?.3.623!C)*+57.6=!D+2/)7%+*)=!E+)&'%!C.6%=!F'G!H.'',=!F'G!I22&')3=!'()!J+&K,!L!42.6%,!23/!'()!MGFG!@.&9.3!A,723/,G!

"N!$%&!'()!*+&*%,),!%-!'(.,!&)*%&'!'()!F%+'()&3!42&.55)23!.367+/),!'()!-%77%8.39!')3!/),'.32'.%3,:!;+52=!>2&52/%,=!>%32.&)=!4+&262%=!B%?.3.62=!D&)32/2=!I2&'.3.O+)=!F'G!P+6.2!23/!J&.3./2/!L!J%529%G!

"Q!$%&!*+&*%,),!%-!'(.,!&)*%&'!'()!R),')&3!42&.55)23!.367+/),!'()!-%77%8.39!).9('!/),'.32'.%3,:!>)7.S)=!'()!420?23!A,723/,=!4%7%?5.2=!4%,'2!C.62=!D+2')?2!2=!T%3/+&2,=!U2?2.62!23/!V.62&29+2G!

"W!$%&!*+&*%,),!%-!'(.,!&)*%&'!'()!I)X.6%!/),'.32'.%3,!.367+/),!'()!-%77%8.39!,)Y)3!/),'.32'.%3,:!425%!F23!P+62,=!4%,'2!I202=!4%S+?)7=!13,)32/2=!I2S2'7Z3=!E&%9&),%!23/!E+)&'%!@2772&'2G!

!

! " #$%& ' –& ( ) *+ , " *% - & . ")) % / 0%1& " / - &21% 3 &411+5 " $) &6 ! 7 8 9) " / -) : & " *&*7%& . " 1*+ ; +< " *+ / 0& = %) *+ / " *+8 /) >&
?@ ' AB?@ ' C&219+) %&D% " 1&

Destinations	! " #$%& ' $% (&#)	* ' ##" &+ " , #)	- , " .)	/ ($ ' 0)
Antigua & Barbuda	[redacted]	!!!"#$%"!	!!!&$ ' %' !	!!!($) %*!
Aruba		!!! ' *+%*!	!!!&$#%&!	!!!(" $%$!
Bahamas *1		$, ")) %) !	&,+)) %) !	", #)) %) !
Barbados *2		!!! ' (&%) !	!!!&- *%) !	!!!#" $%) !
Belize		!!!#- $%- !	!!!$ ' *%&!	*, $$+%#!
Bonaire		!!!*(*%(!	!!!!!+- %$!	!!!&&#%*!
British Virgin Islands		!!!$+ ' %&!	!!!*$$%(!	!!!+( ) %) !
Cabo San Lucas		!!!&$+%#!	!!!*&$%- !	!!!$" (%' !
Cayman Islands		*, ' **%) !	!!! ') #%*!	&,&&) %*!
Colombia *2		!!!$$- %+!	!!!*$ (%$!	!!!+- " %- !
Costa Maya		!!!+) *%#!	!!!*" " %$!	!!!" " - %&!
Costa Rica		!!!&* ' %(!	!!!***%- !	!!!$& (%" !
Cozumel		&,#- &%) !	*,&&) %' !	+, *#&%' !
Curacao		!!!"+ ' %- !	!!!*# ' %&!	!!!- +&%#!
Dominica		!!!&"#%+!	!!!!!#$%*!	!!!$" &%" !
Dominican Republic *2		!!!" - - %+!	!!!*#- %- !	!!!- - " %*!
Ensenada		!!! ' - (%' !	!!!&"+%" !	!!!#$$%*!
Grenada		!!!&$" %*!	!!!*)) %*!	!!!$$" %&!
Guadeloupe *2		!!!$&*%$!	!!!**) %+!	!!!+$*%- !
Guatemala		!!!!!(' %+!	!!!!!+&%- !	!!!*&#%*!
Honduras		!!!(' (%$!	!!!$$$%*!	*, &) *%+!
Jamaica		*, +#+%) !	!!!"#- %' !	&,) #*%' !
Martinique *2		!!!&#+%#!	!!!*) &%) !	!!!$# ' %#!
Mazatlán		!!!*&*%" !	!!!!!+ ' %- !	!!!* ' (%&!
Nicaragua		!!!!!+$%) !	!!!!!! ' %+!	!!!!!+#%+!
Progreso		!!!$&*%' !	!!!**$%' !	!!!+$" %&!
Puerto Rico (San Juan) *2		*, +#*%+!	!!!"##%&!	&,) #) %' !
Puerto Vallarta		!!!&+(%- !	!!!!!(- %#!	!!!$$ ' %' !
St. Kitts & Nevis		!!!- " (%+!	!!!&#) %' !	*,) +#%) !
St. Lucia		!!! ' -) %&!	!!!& ' ' %$!	!!!#$ ' %" !
St. Maarten		&,) " *%$!	!!!- - ' %$!	&, (&- %' !
Tobago		!!!!!$ ' %+!	!!!!!*$%$!	!!!!!+#%- !
Trinidad		!!!!!*&%- !	!!!!!!- %&!	!!!!!*#%#!
Turks and Caicos		!!!#- ' %- !	!!!$" &%$!	*, $&#%) !
U. S. Virgin Islands		&,) $#%' !	!!!- #) %&!	&, (&#%(!
All Destinations	1 0) ! " #$%& ' $% (&#)	QRSTUVLU)	WWSXQYLQ)	ZVSQQXLW)

①! " #$%!&# ' $ ( ) *+! , - ++*# . */! - //&0 - $+! - 1! 2 - ++ - (! - #) !3/ * * , 4/15!

②!6# ' $ ( ) *+! , - ++*# . */+! - 74 - /) !7418! , 4/194:9 ' - $$! - #) !84 ; * , 4/1! ' / (&+*!+8& , +5!

<4 (/ ' *=!>4/1!? (184/&1&*+@!A - /&77* - #!B4 (/&+1! " / . - #&C - 1&4#! - #) !18*!3AA?!

!

! " # " $ " % ! $& ' # ( ) ! *$

! " # $%& ' ( ) (# * & (# + , ' - $, . # " / 0 (% * ') (# " 1 # * & ' 2 # + , " 0 (% * 3 # * & (# (2 * ' - $ * ' " 4 # " 1 # * & (# % " 4 * , ' / 5 * ' " 4 # " 1 # % , 5 ' 2 (# * " 5 , ' 2 - # * " # * & (# (% " 4 " - ' (2 # " 1 # * & (# + $, * ' % ' + $ * ' 4 6 # 7 (2 * ' 4 $ * ' " 4 2 3 # * & (# $ 4 $ 8 . 2 ' 2 # 9 $ 2 # % " 4 7 5 % * (7 # ' 4 # * 9 " # + & $ 2 (2 : # ! & (# 1 ' , 2 * # + & $ 2 (# % " 4 2 ' 2 * (7 # " 1 # % " 8 8 (% * ' 4 6 # 7 $ * $ # * & $ * # % " 5 8 7 # / (# 5 2 (7 # * " # (2 * ' - $ * (# * & (# 7 ' , (% * # 2 + (4 7 ' 4 6 # 6 (4 (, $ * (7 # / . # % , 5 ' 2 (2 # ' 4 # ($ % & # " 1 # * & (# 7 (2 * ' 4 $ * ' " 4 2 : # ! & ' 2 # , (; 5 ' , (7 # * & $ * < #

- ': 25,)(.2#/(#7(2'64(7#$47#7'2*,'/5*(7#1",#*&(#+5,+"2(#"1#"/*$'4'46#+$22(46(,#$47#%,(9#(=+(47'*5,(#7$*$#$*#($%&#"1#*&(#7(2*'4$*'"423#
- '': 7$*$#"4#*"*$8#+$22(46(,#$,,')$82#$47#+",*#1((2#/(#%"88(%*(7#1",#($%&#"1#*&(#7(2*'4$*'"423#$47#
- ''': 7$*$#"4#+$22(46(,#%$,,.'462>#+5,%&$2(2#1," - #8"%$8#/52'4(22(23#'4%857'46#*"5,#"+(,$*",2>#$47#+$. - (4*#"1#1((2#$47#*$=(2#1",#+",*#$47#4$)'6$*'"4#2(,)'%(2#/(#"/*$'4(7#1," - #*&(#%,5'2(#8'4(2:#

! & (# 2 (% " 4 7 # + & $ 2 (# , (; 5 ' , (7 # * & $ * # (% " 4 " - '%#7$*$3#25%&#$2#4$*'"4$8#'4%" - (#$%%"54*23#(- +8". - (4*#$47#'4%" - (#/(#%"88(%*(7#1",#($%&#7(2*'4$*'"4#$47#*&$*#(%"4" - '%#' - +$%*# - "7(82#/(#7()(8"+(7#*&$*#%"5857#/(#52(7#*"#(2*' - $*(#*&(#7',(%*#$47#'47',(%*#(- +8". - (4*#$47#'4%" - (#6(4(,$*(7#/.#*&(#%,5'2(#*"5,'2 - #(=+(47'*5,(2#(2*' - $*(7#'4#*&(#1',2*#+&$2(:#

! & (# 1 " 8 8 " 9 '46#2(%*'"42#7'2%522#*&(#7$*$#$47# - (*&"72#*&$*#9(,(#(- +8". (7#'4#/"*&#+&$2(2#"1#*&'2#+,"0(%*:#

' + , - . /, 0 + 12# 1, /3$456-+0$# 165-+ . $' 7809 : -, 650 + $

! & (# * " * $8#%,5'2(#*"5,'2 - #2+(47'46#/.#+$22(46(,23#%,(9#$47#%,5'2(#8'4(2#'2#*&(#2"5,%(#"1#*&(#(%"?4" - '%#%"4*,'/5*'"4#"1#*&(#%,5'2(#'4752*,.#'4#($%&#7(2*'4$*'"4:#@$*$#"4#2+(47'46#/.#($%&#6,"5+#&$7#*"#/(#(2*' - $*(7#1," - #25,)(.?/$2(7#7$*$#'4#*&(#%$2(#"1#+$22(46(,2#$47#%,(9#$47#1," - #7$*$#%"88(%*(7#1," - #+",*2#$47#%,5'2(#8'4(2#'4#*&(#%$2(#"1#%,5'2(#8'4(#(=+(47'*5,(2:#

* 65 ; 0 < + 12= / ++09 > 05 + $/ 9 : $450 ? $

A$22(46(,#$47#%,(9#25,)(.2#9(,(#7(2'64(7#*"#"88(%*#7$*$#1",#"42&",(#2+(47'46#$47#)'2'*#2$*'2?1$%*'"4#/.#/"*&#+$22(46(,2#$47#%,(9:#B!&(2(#25,)(.2#$,(#%"4*$'4(7#'4#*&(#1"88"9'46#C++(47'=:D#E&'8(#*&(#%,(9#25,)(.#9$2#28'6&*8.#2&",*(,#*&$4#*&(#+$22(46(,#25,)(.3#/"*&#25,)(.2#9(,(#7(2'64(7#*"#%"88(%*#*&(#1"88"9'46#'41", - $*'"4<#

- &"5,2#2+(4*#$2&",(>#
- (=+(47'*5,(2#/.#%$*(6",.3#'4%857'46#2&",(#*"5,23#1""7#F#/()(,$6(23#%8"*&'463#(*%:>#
-)'2'*#2$*'21$%*'"43#'4%857'46#2&",(#*"5,3#1,'(478'4(22#"1#,(2'7(4*23#+,'%(23#2&"++'463#(*%:>#
- 8'G(8'&""7#"1#,(*5,4'46#1",#$#8$47?/$2(7#)$%$*'"4>#$47#
- 7(-"6,$+&'%#%&$,$%*(,'2*'%23#'4%857'46#%"54*,.#"1#,(2'7(4%(3#$6(#6,"5+3#'4%" - (3#(*%:#

!"#$%&'($)"*%++,-,.("#/-0,)"12#"&%0,."(3"42##,.&,-#"1'3"1,-,",562-7%.&"3."(',%-"8-/%#,"+-35"#%9"*,#(%.2(%3.#"%."(',":2-%66,2.;"<2-62*3#=":2-(2&,.2">:3$356%2?=-"(',"@35%.%82."A,4/6$%8="B/2*,C$3/4,="D2-(%.%E/,"2.*"F2."G/2.">H/,-(3"A%83?I"J."2**%(%3."(3"(',"%.+3-52(%3."83$$,8(,*"+3-"43-(C3+C82$$"42##,.&,-#=",562-7%.&"42##,.&,-#"1,-,"2#7,*"(3"4-30%*,"%.+3-52(%3."3."(',%-",94,.*%(/-,#"+3-"$3*&%.&="()4,"3+"28835 53*2(%3."2.*"(',%-"$,.&('"3+"#(2)"4-%3-"(3"2.*"2+(,-"(',"8-/%#,I"

K',"#/-0,)"#8',*/$,"12#"*,#%&.,*"(3"&,.,-2(,"2"-,4-,#,.(2(%0,"#254$,"3+"8-/%#,"42##,.&,-#"6)"8-/%#,"$%.,"2(",28'"*,#(%.2(%3.I"K'/#=",28'"L::!"5,56,-"8-/%#,"$%.,"12#"#8',*/$,*"(3"'20,"%(#"42##,.&,-#"2.*"8-,1"#/-0,),*"2("$,2#("3.8,"2(",28'"*,#(%.2(%3."2("1'%8'"%("'2*"2"43-("82$$"*/-%.&"(',"#/-0,)"4,-%3*I"K',"#/-0,)"4,-%3*"8355,.8,*"%."(',"6,&%..%.&"3+"M8(36,-"NOPQ"2.*"83.8$/*,*"2("(',",.*"3+"D2)"NOPRI"

M."2.)"&%0,."8-/%#,"%(%.,-2-)="42##,.&,-#"2.*"8-,1"1,-,"#/-0,),*"+3$$31%.&"2"#%.&$,"82$$I"K',"#/-0,)#"1,-,"4$28,*"%."42##,.&,-"826%.#"2.*"8-,1"$%0%.&"E/2-(,-#"*/-%.&"(',"*2)"3+"2"*,#%&.2(,*"#/-0,)I"H2##,.&,-#"2.*"8-,1="(',.="+%-#("0%,1,*"(',"#/-0,)"/43."(',%-"-,(/-."+-35"(',%-"3.#'3-,"0%#%(I"K',)"1,-,"2#7,*"(3"8354$,(,"(',"#/-0,)"%."(',%-"E/2-(,-#"2.*"(3"-,(/-."(',"#/-0,)"(3"2"*,#%&.2(,*"8-,1"5,56,-I"!("(',"83.8$/#%3."3+"(',"8-/%#,="(',"#/-0,)#"1,-,"-,(/-.,*"(3"<AS!"+3-"(26/$2(%3.I""

M0,-"QRO"#/-0,)"*%#(-%6/(%3.#"1,-,"83.*/8(,*I"!"#%.&$,"#/-0,)"*%#(-%6/(%3."%#"83/.(,*"2#"2"*%#(-%C6/(%3."3."2"&%0,."*2)="3."2"#%.&$,"#'%4"2("2"*,#%&.2(,*"*,#(%.2(%3.I"K'/#="(',"*%#(-%6/(%3."3+"#/-0,)#"3."L,6-/2-)"R('"3."(',":,$,6-%()"S8$%4#,"+3$$31%.&"%(#"82$$"%.":/-2823"2.*"3."(',"S/-3*25"+3$$31%.&"%(#"82$$"%."(',"TFUJ"13/$*"6,"83.#%*,-,*"(13"*%#(-%6/(%3.#I"K'/#="3."2.)"&%0,."*2)"#/-0,)#"5%&'("'20,"6,,."83.*/8(,*"2632-*"5/$(4$,"#'%4#"2("*%++,-,.("*,#(%.2(%3.#I"!"(3(2$"3+"QQ=VWQ"42##,.&,-"#/-0,)#"2.*"PX=XOY"8-,1"#/-0,)#"1,-,"-,(/-.,*"+3-"4-38,##%.&I""

!

! " #$%& ' &–&( ) * +$%,%-&. " / /%0 1%2&" 0 -&(2% 3 &4 5 26%7 /&# 7&8 %/ ,90 ",9) 0❶&

Destinations	! "#$%&'$%(&#)	*'##"&+",#)	-,".)	/($'0)
Antigua & Barbuda	[redacted]	!!!"#$!	!!!%&'!	!!!#($!
Aruba		%)('$!	!!!*#(!	%)+''!
Bahamas *1		!!!&&$!	%),$(!	%)+,'!
Barbados *2		%)%"*!	!!!*,%!	%)(#(!
Belize		%)'"(!	!!!,**!	%)*'"!
Bonaire		%)($(!	!!!&&'!	,)'%(!
British Virgin Islands		!!!("'!	!!!%',!	!!!&",!
Cabo San Lucas		%)*',!	!!!"$#!	,)'"%!
Cayman Islands		%)*,%!	!!!*(+!	%)$$#!
Colombia *2		%)*$&!	%)'*,!	,)*#"!
Costa Maya		!!!+&$!	!!!%&%!	%)''"!
Costa Rica		%)"&&!	!!!+#(!	,)$(#!
Cozumel		%)%%'!	!!!""$!	%)++$!
Curacao		%)$&$!	!!!"+$!	,)((,!
Dominica		%),#$!	!!!&&*!	%)+(#!
Dominican Republic *2		%)*$"!	!!!$*'!	%)##"!
Ensenada		!!!"(%!	!!!$+&!	%)(,$!
Grenada		%)((%!	!!!&*%!	%)#",!
Guadeloupe *2		%),*+!	!!!,,+!	%)($$!
Guatemala		%)(*#!	!!!%""!	%)$%$!
Honduras		%)*'&!	!!!((,!	%)"("!
Jamaica		%)'%"!	!!!#+,!	%)###!
Martinique *2		%)$*#!	!!!('#!	,)'(+!
Mazatlán		%)*+#!	!!!,(&!	%)$*(!
Nicaragua		%)*($!	!!!&*$!	%)++,!
Progreso		%)(',!	!!!%''!	%)&',!
Puerto Rico (San Juan) *2		,)$#$!	%)'&+!	*)"&(!
Puerto Vallarta		%)*,&!	!!!*%$!	%)$(%!
St. Kitts & Nevis		%)"%,!	!!!*"&!	,)'+"!
St. Lucia		%)%$"!	!!!,+#!	%)(&$!
St. Maarten		%)*+#!	%)*,(!	,)"%*!
Tobago		!!!#%'!	!!!*&+!	%),$+!
Trinidad		!!!"&%!	!!!*"(!	%)%,&!
Turks and Caicos		%)("&!	!!!$+"!	,)%$,!
U. S. Virgin Islands		%),+&!	!!!"('!	,)',&!
All Destinations	1(0) ! "#$%&'$%(&#)	QQ?STQ)	UV?VWX)	ST?QQT)

①! " #$%!&#'$()*+!, -++*#. */!-//&0-$+!-1!2-++-(!-#)!3/**, 4/15!

②!6#'$()*+!, -++*#. */+!-74-/)!7418!, 4/194:9'-$$!-#)!84 ; *, 4/1!'/(&+*!+8&, +5!

!

! "#"$%&''()#(*$+,& - $. ",#/)/0"#/12$!(3#/1"#/&13$

!"#$%&"'()#)&"()*+%,-.()*"()/*%0".%".1-,%(/%&'/2),-%($-%3/44/0)*+%,"("5%

- &"..-*+-'%"*,%#'-0%"'')2"4.6%
- #'7).-8'-4"(-,%&/'(%3--.9%)*#47,)*+%&"..-*+-'8:".-,%3--.9%*"2)+"()/*%3--.%"*,%#$"'+-.%3/'%7()4)()-.9%.7#$%".%0"(-'9%&/0-'%"*,%."*)("';%.-'2)#-.6%"*,%
- &/'(%-<&4/;<-*(%"*,%0"+-.%=(/("4%"*,%#'7).-8'-4"(-,>?%

@$-%&"..-*+-'%"*,%#'-0%"'')2"4.%,"("%0-'-%7.-,%".%($-%:".).%3/'%-.()<"()*+%/*.$/'-%2).)(.%/3%&"..-*+-'.%"*,%#'-0?%@$-%#'7).-8'-4"(-,%&/'(%3--.%0-'-%)*#47,-,%)*%($-%-.()<"(-.%/3%,)'-#(%#'7).-8'-4"(-,%.&-*,)*+%)*%-"#$%,-.()*"()/*?%A*,%3)*"44;9%($-%&/'(%-<&4/;<-*(%"*,%0"+-.%0-'-%)*#47,-,%)*%($-%-.()<"()/*%/3%($-%,)'-#(%-<&4/;<-*(%"*,%0"+-%)<&"#(.%:;%,-.()*"()/*?%

! "#"$%&''()#(*$+,& - $4%%5$6(-7(,$%,8/3($9/1(3$

!"#$%BCCA%<-<:-'%#'7).-%4)*-%0".%".1-,%(/%&'/2),-%,"("%/*%&"..-*+-'%"*,%#'-0%#/7*(.%"*,%($-)'%-D&-*,)(7'-.%3/'%+//,.%"*,%.-'2)#-.%)*%-"#$%,-.()*"()/*%3/'%-"#$%/3%($-%3/44/0)*+%#"(-+/')-.5%

- .$)&%.(/'-.9%)*#47,)*+%%3//,%"*,%:-2-'"+-.%"*,%$/(-4%.7&&4)-.6%
- &/'(%3--.9%)*#47,)*+%&)4/()*+%"*,%(7+:/"(.%"*,%7()4)(;%.-'2)#-.%"*,%&/'(%("D-.6%"*,%
- ($-%*-(%2"47-%/3%&"..-*+-'%.$/'-%(/7'.%&"),%(/%4/#"4%(/7'%/&-'"(/'.%"*,%($-%*7<8:-'%/3%&"..-*+-'.%&7'#$".)*+%.7#$%(/7'.?%

@$-%BCCA%<-<:-'%4)*-.%+-*-'"44;%"##/7*(-,%3/'%EF%&-'#-*(%/'%</'-%/3%"44%&"..-*+-'%"')2"4.%"(-"#$%,-.()*"()/*?%@$7.9%($-%'-.&/*.-.%3'/<%($-%BCCA%<-<:-'%4)*-.%0-'-%7.-,%(/%+-*-'"(-%2"')/7.%'"()/.%($"(%#/74,%:-%7.-,%)*%($-%-.()<"()/*%3%(/("4%"#()2)(;%"(%-"#$%&/'(?%@$-%&"..-*+-'%"*,%#'-0%#/7*(.%0-'-%7.-,%(/%#'-'"(-%'"()/.%3&"..-*+-'.%(/%#'-0%.%/%($"(%#'-0%"')2"4.%#/74,%:-%-.()<"(-,%3/'%-"#$%,-.()*"()/*?%!"#$%#'7).-%4)*-%"*,%.$)&%$".%".4)+$(4;%,)33-'-*(%'"()/%"*,%#/*.-G7-*(4;9%-"#$%,-.()*"()/*%$".%".4)+$(4;%,)33-'-*(%'"()/%:".-,%7&/*%($-%<)D%/3%.$)&.%#"44)*+%"(%-"#$%,-.()8*"()/*?%

@$-%#'7).-%4)*-.%"4./'-&/'(-,%($-%&-'#-*("+-%/3%&"..-*+-'.%"*,%#'-0%/*:/"',%($-)'%.$)&.%($"(%"#(7"44;%,).-<:"'1-,%"*,%2).)(-,%-"#$%,-.()*"()/*?%@$-.-%&-'#-*("+-.%0-'-%7.-,%(/%-.()<"(-%/*8.$/'-%2).)(.%:;%&"..-*+-'.%"*,%#'-0%3'/<%($-%&"..-*+-'%"*,%#'-0%"')2"4%,"("?%

@$-%2")/7.%&/'(%3--.%"*,%&"..-*+-'%#/7*(.%0-'-%"++'-+"(-,%"#'/..%#'7).-%4)*-.%(/%#'-"(-%&-'%&"..-*+-'%"()/.%/3%(/("4%&/'(%3--.%&"),%"(%-"#$%&/'(?%@$-%&"..-*+-'%"()/.%0-'-%($-*%<74()&4)-,%:;%(/("4%&"..-*+-'%"')2"4.%(/-.()<"(-%&/'(%";<-*(.%)*%-"#$%,-.()*"()/*?%H)<)4"'4;9%($-%-D&-*,8)(7'-.%3/'%.$)&%(/'-.0-'-%++'-+"(-,"*,%($-%&-'%&"..-*+-'%"()/.%3/'%($-.-.-(%/3%-D&-*,)(7'-.%were used to estimate cruise lines' purchases of food and beverages and other supplies in each ,-.()*"()/*?%

!"#$%%&'()*+(,$)$(-#(#+)(.$& / +#)0()-(%-1$%()-23(-.+3$)-30($#,()*+(#2 / 4+3(-5(.$00+#6+30(.231*$0"#6()-230(-#4-$3,()*+(132"0+(0*".0(7+3+($663+6$)+,($#,($#($8+3$6+(#+)(.$& / +#)(.+3(-#4-$3,(.2391*$0+(7$0(1$%12%$)+,(5-3(+$1*(,+0)"#$)"-#:(;*+0+(3$)"-0(7+3+(20+,("#()*+(1$%12%$)"-#(-5(+55+1)"8+(-#0*-3+(.$00+#6+3(.231*$0+0(-5(0*-3+(+<1230"-#0("#(+$1*(,+0)"#$)"-#:(

!"#$%&#'"()*(#+'(!,)-)%$,(.)-#/$01#$)-(

="8+#()*+(,"3+1)(0.+#,"#6(+0)"/$)+0(,+8+%-.+,("#(>*$0+(?')()*+(+1-#-/"1(1-#)3"42)"-#(-5()*+0+(+<.+#,")23+0'($0(/+$023+,(4&(+/.%-&/+#)($#,(7$6+("#1-/+(7+3+()*+#+(+0)"/$)+,(5-3(+$1*(,+0)"9#$)"-#:(;*"0(.3-1+00(4+6$#(7")*()*+(1-%%+1)"-#(-5(+1-#-/"1(,$)$(5-3(+$1*(,+0)"#$)"-#(53-/($(1-/94"#$)"-#(-5(%-1$%'(3+6"-#$%($#,("#)+3#$)"-#$%(0-231+0:(;*+(+1-#-/"1(,$)$("#1%2,+,()*+(5-%%-7"#6@(

- #$)"-#$%("#1-/+($11-2#)0'(":+:'(=A>(4&(1$)+6-3&($#,("#,20)3&(
- +/.%-&/+#)($#,(2#+/.%-&/+#)'($663+6$)+($#,(4&("#,20)3&($0($8$"%$4%+(
- 7$6+0($#,(.+30-#$%("#1-/+'($663+6$)+($#,(4&("#,20)3&($0($8$"%$4%+(
- .-.2%$)"-#($#,(-)*+3(%$4-3(5-31+(0)$)"0)"10:(

B*+3+8+3(.-00"4%+'(%-1$%(,$)$(0-231+0(7+3+(20+,'(5-%%-7+,(4&(3+6"-#$%(,$)$(0-231+0($#,()*+#("#)+3#$)"-#$%(,$)$(0-231+0:(C/-#6()*+(%-1$%(,$)$(0-231+0(7+3+()*+(5-%%-7"#6@(

- C#)"62$@(D"#"0)3&(-5(!"#$#1+($#,()*+(E1-#-/&(
- C324$@(F+#)3$%(G$#H(-5(C324$($#,(C324$(G23+$2(-5(I)$)"0)"10(
- G$*$/$0@(F+#)3$%(G$#H(-5(;*+(G$*$/$0($#,(;*+(G$*$/$0(A+.$3)/+#)(-5(I)$)"0)"10(
- G34,-0@(D"#"0)3&(-5(J$4-23($#,(=-8+3#/+#)(?#5-3/$)"-#(K+)7-3H(
- G+%"L+@(I)$)"0)"1$%(?#0)")2)+(-5(G+%"L+(
- G-#$"3+@(F+#)3$%(G23+$2(-5(I)$)"0)"10(
- G3")"0*(M"36"#(?0%$#,0@(F+#)3$%(I)$)"0)"10(N55"1+(
- F$&/$#(?0%$#,0@(F$&/$#(?0%$#,0(F-/.+#,"2/(-5(I)$)"0)"10(OPQR((
- F-%-/4"$@(A+.$3)/+#)(-5(K$)"-#$%(I)$)"0)"10(
- F23$1$-@(F+#)3$%(G23+$2(-5(I)$)"0)"10(
- =3+#$,$@(D"#"0)3&(-5(!"#$#1+(
- S$/$"1$@(=-8+3#/+#)(-5(S$/$"1$(?#5-3/$)"-#(K+)7-3H(
- D+<"1-@(?#0)")2)+(-5(K$)"-#$%(I)$)"0)"10(
- >2+3)-(T"1-@(>2+3)-(T"1-(A+.$3)/+#)(-5(>%$##"#6($#,()*+(U:I:(F+#020(G23+$2(
- I):(J21"$@(F+#)3$%(I)$)"0)"10(N55"1+(
- I):(D$$3)+#@(F+#)3$%(G23+$2(-5(I)$)"0)"10(
- ;3"#",$,(V(;-4$6-@(K$)"-#$%(I)$)"0)"10(N55"1+(
- ;23H0(V(F$"1-0@(A+.$3)/+#)(-5(E1-#-/"1(>%$##"#6(V(I)$)"0)"10(
- U:I:(M"36"#(?0%$#,0@(UIM?(A+.$3)/+#)(-5(J$4-3($#,()*+(U:I:(F+#020(G23+$2:(

!

! "#$%& '() * '+') ,%-./",)0".")-,"*)+%),-11("2"&+)#'1,)$&)(%/'()*'+'3)",1"/$'((4)&'+$%&'()$&/%2")*'+')'&*)$&/(-*""*)+5")6%((%0$&#7)

- 8'.$99"'&):";"(%12"&+)<'&=)
- >',+".&)8'.$99"'&)8"&+.'()<'&=)
- >/%&%2$/)8%22$,,$%&)6%.)?'+$&)@2".$/')'&*)+5")8'.$99"'&)A>8?@8BC)

D&+".&'+$%&'()*'+'),%-./",)0".")-,"*)$&)2%,+)/',",)+%)*";"(%1)/%&,$,+"&+)2"',-.",)%6)E:F3)'#G#."#'+")"21(%42"&+)'&*)0'#")$&/%2",)'/.%,,)'(()*",+$&'+$%&,)'&*)$&/(-*"*)+5")6%((%0$&#7)

- H5")D&+".&'+$%&'()I%&"+'.4)J-&*)AD I JB)
- H5")K%.(*)<'&=)
- H5")8D@)J'/+)<%%=C)

L+$($M$&#)'(()%6)+5",")*'+'3)'),"+)%6)"/%&%2$/)$21'/+)2%*"(,)0".")*";"(%1"*)6%.)"''/5)*",+$&'+$%&C)H5",")2%*"(,)$&/(-*"*)E:F3)"21(%42"&+)'&*)0'#")",+$2'+",)6%.)"''/5)*",+$&'+$%&)'&*)0".")-,"*)$&)+5")",+$2'+$%&)%6)*",+$&'+$%&G,1"/6/)"/%&%2$/)2-(+$1($".,)94)2'N%.)$&*-,+.$'(),"/+%.,3)$C"C3)'#.$/-(+-."3)2$&$&#3)2'&-6'/+-.$&#3)H5",")2%*"(,)0".")*",$#&"*)+%)."6("/+)+5")"/%&%2$/),+.-/+-.")%6)"''/5)*",+$&'+$%&3)$&/(-*$&#)+5")$&*-,+.$'()/%21%,$+$%&)%6)E:F3)+5")0'#"),5'.")%6)E:F)94)$&*-,G+.4)'&*)+5")';".'#")0'#")94)$&*-,+.43)',)0"(()',3)+5")."('+$;")$21%.+'&/")%6)$21%.+,)+%)"''/5)"/%&%24C)@,)').",-(+3)*$."/+)'&*)+%+'()"21(%42"&+)'&*)0'#")$21'/+,)0".")*";"(%1"*)6%.)"''/5)*",+$&'+$%&C)

H5",")"/%&%2$/)$21'/+)2%*"(,)'.")'),+'+$,+$/'()."1.",entation of each destination's economy and 0".")-,"*)+%)",+$2'+")+5")6(%0)%6)+5")+%+'()cruise tourism expenditures through each destination's "/%&%24C)H5")"01"&*$+-.",)%6)+5")1',,"&#".,3)/."0)'&*)/.-$,")($&",)5';")')!"#$%&)" ()%&)%&)"21(%42"&+)'&*)0'#",)6%.)(%/'().",$*"&+,)"21(%4"*)94)+5%,")9-,$&",,",)+5'+)1.%;$*")#%%*,)'&*),".;$/",)+%)+5")/.-$,"),"/+%.C)H5","),"*$."/+(4)$21'/+"*)9-,$&",,",3)$&)+-.&3)1-./5',")'**$+$%&'()#%%*,)'&*),".;$/",)+%),-11%.+)+5")1.%*-/+$%&)'&*),'(")%6)#%%*,)'&*),".;$/",)+%)+5")/.-$,"),"/+%.3)/."'+$&#)'**$+$%&'()N%9,)'&*)$&/%2"C)H5$,)"*!"#$%&+,($*!"*-)$&*-/",)6-.+5".),1"&*$&#)94)%+5".)9-,$&",,",)$&)+5")(%/'()"/%&%24C)H5)"/%&%2$/)$21'/+)2%*"(,)P-'&+$64)+5$,)6(%0)%6)*$."/+)'&*)$&*$."/+)$21'/+,)6%.)"''/5)%6)+5")1'.+$/$1'+$&#)*",+$&'+$%&,C)

@&)$21%.+'&+)',1"/+)%6)+5","))2%*"(,)$,)+5").%(")%6)$21%.+,C)D21%.+,)'/+)',)')("'='#")+%)+5")2-(+$1($".)1.%/",,C)H5-,3)+5")#."'+".)+5)."('+$;")$21%.+'&/")%6)$21%.+,)+%)'&)"/%&%24)+5"),2'((".)'.")+5")$&*$."/+)$21'/+,)."('+$;")+%)+5")*$."/+)$21'/+,C)H5"),$M")%6)+5")$&*$."/+)"/%&%2$/)$21'/+,)."('+$;")+%)+5")*$."/+)$21'/+,)$,)1'.+$'((4)*"+".2$&"*)94)+5)"*"#.'')%6)"/%&%2$/)*";"(%12"&+)$&)')1'.+$/-('.)"/%&%24C)H5$,)%//-.,)9"/'-,")2%."*";"(%1"*)"/%&%2$",)$21%.+)1.%1%.+$%&'+"(4)6"0".)#%%*,)05$/5)."*-/",)("'='#",)+%)%+5".)"/%&%2$",C)J%.)"021("3)$&)'&'(4,",)/%&*-/+"*)94)<!>@)%6)+5")"/%&%2$/)$21'/+)%6)+5")/.-$,")$&*-,+.4)$&)+5")L&$+"*)Q+'+",3)+5")$&*$."/+)"21(%42"&+)$2G1'/+,)0".")&"'.(4)RS)1".//"&+)5$#5".)+5'&)+5")*$."/+)$21'/+,3).",-(+$&#)$&)'&)$21($/$+)"21(%42"&+)2-(+$1($".)%6)TCRC)D&)"''/5)%6)+5")*",+$&'+$%&,)'&'(4M"*)6%.)+5$,),+-*43)+5")$&*$."/+)$21'/+,)0".")'(04,),2'((".)+5'&)+5")*$."/+)$21'/+,C)H5$,),)*-")+%)+5")."('+$;"(4)5$#5)1.%1%.+$%&)%6)$21%.+"*)

!

!""#$%&'#%$()*+,($%+'%-.($(%(,"'"/+($0%1$%&%,"'$(23('(4%-.(%+/5ϭ+,+-%(/5ϭ"7/('-%&'#%8&!(%/3ϭ-+5ϭ+()$%9")%(&,.%#($-+'&-+"'%8()(%ϭ(%$$%-.&'%:0;0%

!""#$%&'(−()*++#$,#-(*$%(.-#/(01-2#3+(

<&/5ϭ($%"9%-.(%5&$$('!()%=>)&'$+-%&'#%?"/(5")-@%&'#%,)(8%$3)*(7$%9"ϭ"80%

!

Florida-Caribbean Cruise Association *Economic Impact of Cruise Tourism*

Page 1 of 2 **Antigua - Transit**

CONFIDENTIAL CRUISE PASSENGER SURVEY

Welcome back from your visit to Antigua, we hope you had an enjoyable onshore experience. The Florida-Caribbean Cruise Association (FCCA) and the cruise destinations of the Caribbean, Central America and Mexico are conducting surveys of cruise passengers who have visited these destinations. The objective of this survey is to provide information to the FCCA and the cruise destinations that will allow them to enhance visitors' experiences and quantify the contribution of cruise passengers to the economies of each destination. **The survey should only take a few minutes to complete and your responses will be held in strict confidence.**

Please record the date of your cruise ship's call at Antigua: Day(dd)____ Month(mm)____ Year (yy)____ (Numbers please)

Q1. Please check the name of the cruise line you are sailing with:
❑ Aida ❑ Carnival ❑ Celebrity ❑ Costa ❑ Disney ❑ Holland America ❑ MSC ❑ Norwegian
❑ Princess ❑ P&O ❑ Regent Seven Seas ❑ Royal Caribbean ❑ Seabourn ❑ TUI

Q2. Including yourself, how many people are staying in **your cabin/(stateroom)?** ❑ 1 ❑ 2 ❑ 3 ❑ 4 ❑ 5 ❑ 6+

Q3. Is this your first visit to Antigua? ❑ Yes ❑ No
If "No", how many times have you visited before? ❑ 1 ❑ 2 ❑ 3 ❑ 4 ❑ 5 ❑ 6 ❑ 7 ❑ 8 ❑ 9 ❑ 10 ❑ 11 ❑ 12+

Q4. How many hours did you spend ashore during your cruise call at Antigua today?
❑ 0 ❑ 1 ❑ 2 ❑ 3 ❑ 4 ❑ 5 ❑ 6 ❑ 7 ❑ 8 ❑ 9 ❑ 10 ❑ 11 ❑ 12+ **(If 0, Go to Q17 on back)**

Q5. Did you purchase a tour (or tours) during your visit in Antigua? ❑ Yes **(Continue)** ❑ No **(If No, Go to Q.10)**

Q6. How did you purchase this/these tour(s)?
❑ Onboard the cruise ship ❑ From the cruise line over the Internet ❑ Onshore from a tour operator
❑ From a travel agent ❑ Other (Explain) _____

Q7. In total, how much did you pay for this/these tour(s) (in US $)? $ _____ (**Whole dollars only)**

Number of people included in this/these purchase(s): ❑ 1 ❑ 2 ❑ 3 ❑ 4 ❑ 5 ❑ 6 ❑ 7 ❑ 8 ❑ 9 ❑ 10+

Q8a. How many hours did you spend on the first tour? ❑ 1 ❑ 2 ❑ 3 ❑ 4 ❑ 5 ❑ 6 ❑ 7 ❑ 8 ❑ 9 ❑ 10+

Q8b. If more than one tour, how many hours did you spend on the second tour? ❑ 1 ❑ 2 ❑ 3 ❑ 4 ❑ 5 ❑ 6 ❑ 7 ❑ 8 ❑ 9 ❑ 10+

Q9. Which of the following best describes this/these tour(s): ❑ Shopping tour ❑ Guided tour of island historical and cultural sites
❑ City center tour ❑ Land-based activity tour ❑ Marine-based activity tour ❑ Other (Explain) _____

Q10. Did you make any purchases (excluding your shore excursion) during your onshore visit in Antigua today?
❑ Yes (**Continue**) ❑ No (**If No, Go to Q13 on back**)

Q11. How much in total (excluding shore excursions) did all persons in your cabin spend in Antigua today (in US $)?
$ _____ **(Whole dollars only)**

Q12. Please record the value of all purchases (in US $) that all persons in **your cabin** made during your **on-shore visit** to Antigua today.
*** Do not include the cost of tours nor goods and services that were purchased onboard the cruise ship. (Enter whole dollars).**

Food and beverages at restaurants and bars:	$ _____	Telephone & Internet Communications:	$ _____
Taxis/Ground Transportation: (Do not include cost of sightseeing tours)	$ _____	Local Crafts and Souvenirs:	$ _____
Retail Purchases of Watches & Jewelry:	$ _____	Retail Purchases of Liquor:	$ _____
Retail Purchases of Clothing (incl. T-shirts):	$ _____	Retail Purchases of Electronics:	$ _____
Entertainment Venues/Nightclubs/Casinos:	$ _____	Any Other Purchases:	$ _____
Retail Purchases of Perfumes & Cosmetics:	$_____		

Page 2 of 2 **Antigua - Transit**

Q13. On a scale of 1 to 10, how satisfied were you with each of the following in Antigua?

(Extremely satisfied = 10 ……. 1 = Not at all satisfied)

Initial Shoreside welcome:	❑ 10	❑9	❑8	❑7	❑6	❑5	❑4	❑3	❑ 2	❑ 1	❑ 0 Not applicable
Guided Tour:	❑ 10	❑9	❑8	❑7	❑6	❑5	❑4	❑3	❑ 2	❑ 1	❑ 0 Not applicable
Shopping Experience:	❑ 10	❑9	❑8	❑7	❑6	❑5	❑4	❑3	❑ 2	❑ 1	❑ 0 Not applicable
Historic Sites/Museums:	❑ 10	❑9	❑8	❑7	❑6	❑5	❑4	❑3	❑ 2	❑ 1	❑ 0 Not applicable
Variety of things to see and do:	❑ 10	❑9	❑8	❑7	❑6	❑5	❑4	❑3	❑ 2	❑ 1	❑ 0 Not applicable
Friendliness of the residents:	❑ 10	❑9	❑8	❑7	❑6	❑5	❑4	❑3	❑ 2	❑ 1	❑ 0 Not applicable
Overall shopping experience:	❑ 10	❑9	❑8	❑7	❑6	❑5	❑4	❑3	❑ 2	❑ 1	❑ 0 Not applicable
Courtesy of employees:	❑ 10	❑9	❑8	❑7	❑6	❑5	❑4	❑3	❑ 2	❑ 1	❑ 0 Not applicable
Variety of Shops:	❑ 10	❑9	❑8	❑7	❑6	❑5	❑4	❑3	❑ 2	❑ 1	❑ 0 Not applicable
Overall Prices:	❑ 10	❑9	❑8	❑7	❑6	❑5	❑4	❑3	❑ 2	❑ 1	❑ 0 Not applicable
Taxis/Local Transportation:	❑ 10	❑9	❑8	❑7	❑6	❑5	❑4	❑3	❑ 2	❑ 1	❑ 0 Not applicable
Overall visit in Antigua:	❑ 10	❑9	❑8	❑7	❑6	❑5	❑4	❑3	❑ 2	❑ 1	❑ 0 Not applicable

Q14. Overall, and on a scale of 1 to 10, how did your visit to Antigua meet your prior expectations?

Greatly Exceeded ❑10 ❑ 9 ❑ 8 ❑ 7 ❑ 6 ❑5 ❑ 4 ❑3 ❑ 2 ❑ 1 Fell far short

Q15. Based upon your experience in Antigua today, on a scale of 1 to 10 how likely are you to return to Antigua for a land-based or resort vacation within the next three years?

Extremely likely ❑10 ❑ 9 ❑ 8 ❑ 7 ❑ 6 ❑5 ❑ 4 ❑3 ❑ 2 ❑ 1 Not at all likely

Q16. Based upon your experience in Antigua today, on a scale of 1 to 10 how likely are you recommend a land-based or resort vacation in Antigua to family and friends?

Extremely likely ❑10 ❑ 9 ❑ 8 ❑ 7 ❑ 6 ❑5 ❑ 4 ❑3 ❑ 2 ❑ 1 Not at all likely

The following are to better understand demographic characteristics of cruise passenger visitors at each destination.

Q17. How many **persons in your cabin** are: Male: ❑ 0 ❑ 1 ❑ 2 ❑ 3 ❑ 4 ❑ 5 Female: ❑ 0 ❑ 1 ❑ 2 ❑ 3 ❑ 4 ❑ 5

Q18. How many persons in your cabin are in each age group? **(Leave Blank if "0")**

Under 15: ❑ 1 ❑ 2 ❑ 3 ❑ 4 ❑ 5+ **15 to 24**: ❑ 1 ❑ 2 ❑ 3 ❑ 4 ❑ 5+ **25 to 44**: ❑ 1 ❑ 2 ❑ 3 ❑ 4 ❑ 5+

45 to 64: ❑ 1 ❑ 2 ❑ 3 ❑ 4 ❑ 5+ **65+** ❑ 1 ❑ 2 ❑ 3 ❑ 4 ❑ 5+

Q19. Where is your permanent place of residence? ❑ US ❑ Canada ❑ UK ❑ Germany ❑ Other _____(specify)

If the US/Canada, which state/province? _____ (please use 2 letter abbreviation)

Q20. Approximately, what is your annual gross (pre-tax) household income (in U.S. dollars)?

❑ Under $50,000	❑ $50,000 to $74,999	❑ $75,000 to $99,999
❑ $100,000 to $149,999	❑ $150,000 to $199,999	❑ $200,000 or more

Florida-Caribbean Cruise Association *Economic Impact of Cruise Tourism*

Page 1 of 2 **Puerto Rico – Homeport**

CONFIDENTIAL CRUISE PASSENGER SURVEY

Welcome to Puerto Rico, we hope you had an enjoyable experience. The Florida- Caribbean Cruise Association (FCCA) and the cruise destinations of the Caribbean, Central America and Mexico are conducting surveys of cruise passengers who have visited these destinations. The objective of this survey is to provide information to the FCCA and the cruise destinations that will allow them to enhance visitors' experiences and quantify the contribution of cruise passengers to the economies of each destination. **The survey should only take a few minutes to complete and your responses will be held in strict confidence.**

Please record the date of your cruise ship's call at Puerto Rico: Day(dd)____ Month(mm)____ Year (yy)____ (Numbers please)

Q1. Please check the name of the cruise line you are sailing with:

❑ Aida ❑ Carnival ❑ Celebrity ❑ Costa ❑ Disney ❑ Holland America ❑ MSC ❑ Norwegian
❑ Princess ❑ P&O ❑ Regent Seven Seas ❑ Royal Caribbean ❑ Seabourn ❑ TUI

Q2. Including yourself, how many people are staying in your **cabin/(stateroom?**? ❑ 1 ❑ 2 ❑ 3 ❑ 4 ❑ 5+

Q3. Did you begin your cruise vacation in Puerto Rico, or did you begin your cruise at some other port?

❑ Boarded in Puerto Rico **(Continue)** ❑ Began at another Port **(If you boarded at another port, Go to Q7)**

Q4. Are you a resident of Puerto Rico? ❑ Yes **(If Yes, Go to Q14)** ❑ No **(Continue)**

Q5. How many nights both prior to and following your cruise will you spend in Puerto Rico?

Pre-cruise stay: ❑ 0 ❑ 1 ❑ 2 ❑ 3 ❑ 4 ❑ 5+ nights Post-cruise stay: ❑ 0 ❑ 1 ❑ 2 ❑ 3 ❑ 4 ❑ 5+ nights

(**If 0 for both, Go to Q7**)

Q6. In what type of accommodations are you staying while in Puerto Rico?

❑ Hotel ❑ Other paid accommodation ❑ With friends or relatives ❑ Other arrangements

Q7. Is this your first visit to Puerto Rico? ❑ Yes ❑ No

If "No", how many times have you visited before? ❑ 1 ❑ 2 ❑ 3 ❑ 4 ❑ 5 ❑ 6 ❑ 7 ❑ 8 ❑ 9 ❑ 10+

Q8. How many hours did you spend ashore during your cruise call at Puerto Rico today?

❑ 0 ❑ 1 ❑ 2 ❑ 3 ❑ 4 ❑ 5 ❑ 6 ❑ 7 ❑ 8 ❑ 9 ❑ 10 ❑ 11 ❑ 12^{+} **(If 0, Go to Q21 on back)**

Q9. Did you purchase a tour(s) prior to your cruise? ❑ Yes ❑ No **(If No, Go to Q14)**

Q10. How did you purchase this/these tour(s)?

❑ Onboard the cruise ship ❑ From the cruise line prior to the cruise ❑ Onshore from a tour operator

❑ From a travel agent ❑ Did not purchase a tour/toured on my own ❑ Other (Explain) _____

Q11. In total, how much did you pay for this/these tour(s) (in US$)? $ _____

Number of people included in this purchase: ❑ 1 ❑ 2 ❑ 3 ❑ 4 ❑ 5 ❑ 6 ❑ 7 ❑ 8 ❑ 9 ❑ 10+

Q12a. How many hours did you spend on the first tour? ❑ 1 ❑ 2 ❑ 3 ❑ 4 ❑ 5 ❑ 6 ❑ 7 ❑ 8 ❑ 9 ❑ 10^{+}

Q12b. If more than one tour, how many hours did you spend on the second tour? ❑ 1 ❑ 2 ❑ 3 ❑ 4 ❑ 5 ❑ 6 ❑ 7 ❑ 8 ❑ 9 ❑ 10^{+}

Q13. Which of the following best describes this tour: ❑ Shopping tour ❑ Guided tour of island historical and cultural sites

❑ City center tour ❑ Land-based activity tour ❑ Marine-based activity tour ❑ Other (Explain) _____

Q14. Did you make any purchases in Puerto Rico during your onshore visit or prior to your cruise?

❑ Yes ❑ No (**If No, Go to Q17 on back**)

Q15. How much in total did all persons in **your cabin** spend (in US$) in Puerto Rico during your onshore visit, or prior to your cruise?

$ _____ **(Whole US$ only)**

Q16. Please record the value of all purchases (in US$) that all persons in **your cabin** made in Puerto Rico during your **on-shore visit or** prior to your cruise. *** Do not include the cost of tours nor goods and services that were purchased onboard the cruise ship. (Enter whole dollars).**

Food and beverages at restaurants and bars:	$ _____	Accommodations:	$ _____
Taxis/Ground Transportation: (Do not include cost of sightseeing tours)	$ _____	Telephone & Internet Communications:	$ _____
Retail Purchases of Watches & Jewelry:	$ _____	Local Crafts and Souvenirs:	$ _____
Retail Purchases of Clothing (incl. T-shirts):	$ _____	Retail Purchases of Liquor:	$ _____
Entertainment Venues/Nightclubs/Casinos:	$ _____	Retail Purchases of Electronics:	$ _____
Retail Purchases of Perfumes & Cosmetics:	$_____	Any Other Purchases	$ _____

Page 2 of 2 **Puerto Rico – Homeport**

Q17. On a scale of 1 to 10, how satisfied were you with each of the following in Puerto Rico?

(Extremely satisfied = 10 ……. 1 = Not at all satisfied)

Accommodations:	❑ 10	❑9	❑8	❑7	❑6	❑5	❑4	❑3	❑ 2	❑ 1	❑ 0 Not applicable
Guided Tour:	❑ 10	❑9	❑8	❑7	❑6	❑5	❑4	❑3	❑ 2	❑ 1	❑ 0 Not applicable
Shopping Experience:	❑ 10	❑9	❑8	❑7	❑6	❑5	❑4	❑3	❑ 2	❑ 1	❑ 0 Not applicable
Historic Sites/Museums:	❑ 10	❑9	❑8	❑7	❑6	❑5	❑4	❑3	❑ 2	❑ 1	❑ 0 Not applicable
Variety of things to see and do:	❑ 10	❑9	❑8	❑7	❑6	❑5	❑4	❑3	❑ 2	❑ 1	❑ 0 Not applicable
Friendliness of the residents:	❑ 10	❑9	❑8	❑7	❑6	❑5	❑4	❑3	❑ 2	❑ 1	❑ 0 Not applicable
Overall shopping experience:	❑ 10	❑9	❑8	❑7	❑6	❑5	❑4	❑3	❑ 2	❑ 1	❑ 0 Not applicable
Courtesy of employees:	❑ 10	❑9	❑8	❑7	❑6	❑5	❑4	❑3	❑ 2	❑ 1	❑ 0 Not applicable
Variety of Shops:	❑ 10	❑9	❑8	❑7	❑6	❑5	❑4	❑3	❑ 2	❑ 1	❑ 0 Not applicable
Overall Prices:	❑ 10	❑9	❑8	❑7	❑6	❑5	❑4	❑3	❑ 2	❑ 1	❑ 0 Not applicable
Taxis/Local Transportation:	❑ 10	❑9	❑8	❑7	❑6	❑5	❑4	❑3	❑ 2	❑ 1	❑ 0 Not applicable
Overall visit in Puerto Rico:	❑ 10	❑9	❑8	❑7	❑6	❑5	❑4	❑3	❑ 2	❑ 1	❑ 0 Not applicable

Q18. Overall, and on a scale of 1 to 10, how did your visit to Puerto Rico meet your prior expectations?

Greatly exceeded ❑10 ❑ 9 ❑ 8 ❑ 7 ❑ 6 ❑5 ❑ 4 ❑3 ❑ 2 ❑ 1 Fell far short

Q19. Based upon your experience in Puerto Rico today, on a scale of 1 to 10 how likely are you to return to Puerto Rico for a land-based or resort vacation within the next three years?

Extremely likely ❑10 ❑ 9 ❑ 8 ❑ 7 ❑ 6 ❑5 ❑ 4 ❑3 ❑ 2 ❑ 1 Not at all likely

Q20. Based upon your experience in Puerto Rico today, on a scale of 1 to 10 how likely are you recommend a land-based or resort vacation in Puerto Rico to family and friends?

Extremely likely ❑10 ❑ 9 ❑ 8 ❑ 7 ❑ 6 ❑5 ❑ 4 ❑3 ❑ 2 ❑ 1 Not at all likely

The following are to better understand demographic characteristics of cruise passenger visitors at each destination.

Q21. How many **persons in your cabin** are: Male: ❑ 0 ❑ 1 ❑ 2 ❑ 3 ❑ 4 ❑ 5 Female: ❑ 0 ❑ 1 ❑ 2 ❑ 3 ❑ 4 ❑ 5

Q22. How many persons in your cabin are in each age group? **(Leave Blank if "0")**

Under 15: ❑ 1 ❑ 2 ❑ 3 ❑ 4 ❑ 5+ **15 to 24**: ❑ 1 ❑ 2 ❑ 3 ❑ 4 ❑ 5+ **25 to 44**: ❑ 1 ❑ 2 ❑ 3 ❑ 4 ❑ 5+

45 to 64: ❑ 1 ❑ 2 ❑ 3 ❑ 4 ❑ 5+ **65+** ❑ 1 ❑ 2 ❑ 3 ❑ 4 ❑ 5+

Q23. Where is your permanent place of residence? ❑ US ❑ Canada ❑ UK ❑ France ❑ Other _____(specify)

If the US/Canada, which state/province? _____ (please use 2 letter abbreviation)

Q24. Approximately, what is your annual gross (pre-tax) household income (in U.S. dollars)?

❑ Under $50,000	❑ $50,000 to $74,999	❑ $75,000 to $99,999
❑ $100,000 to $149,999	❑ $150,000 to $199,999	❑ $200,000 or more

Antigua - Crew
CONFIDENTIAL CREW SURVEY

The Florida-Caribbean Cruise Association (FCCA) and the cruise destinations of the Caribbean, Central America and Mexico are conducting a survey of crew who have visited these destinations. The objective of this survey is to provide information to the FCCA and the destinations that will allow them to enhance visitors' experiences and quantify the contribution of cruise passengers and crew to the economies of each destination. **The survey should only take a few minutes to complete and your responses will be held in strict confidence.**

Please record the date of your cruise ship's call at Antigua:

Month(mm)____Day(dd)____ Year (yy)____ (Numbers please)

Q1. Please check the name of the cruise line you are crewing with:
❑ Aida ❑ Carnival ❑ Celebrity ❑ Costa ❑ Disney ❑ Holland America ❑ MSC ❑ Norwegian
❑ Princess ❑ P&O ❑ Regent Seven Seas ❑ Royal Caribbean ❑ Seabourn ❑ TUI

Q2. Did you leave the ship and visit Antigua today? ❑ Yes **(If Yes Go to Q4)** ❑ No **(Continue)**

Q3. Have you visited Antigua on any previous cruise calls in the past month? ❑ Yes ❑ No **(If No Go to Q9)**

Q4. How many hours did you spend ashore during your visit today or your most recent visit?
❑ 0 ❑ 1 ❑ 2 ❑ 3 ❑ 4 ❑ 5 ❑ 6 ❑ 7 ❑ 8 ❑ 9 ❑ 10 ❑ 11 ❑ 12^{+}

Q5. How much in total did you spend (in US dollars) in Antigua today? $ _____**(Whole dollars only)**

Q6. Please record the value of all purchases (in U.S. dollars) that you made during your on-shore visit to Antigua today or for the most recent visit to Antigua in the past month. *** Do not include the cost of tours or goods and services that were purchased onboard the cruise ship. (Enter whole dollars only).**

Food and Beverages at bars and restaurants:	$ _____	Tours purchased **on shore or the internet only:**	$ _____
Taxis/Ground Transportation: (Do not include cost of sightseeing tours)	$ _____	Local Crafts and Souvenirs:	$ _____
Retail Purchases of Watches & Jewelry:	$ _____	Retail Purchases of Liquor:	$ _____
Retail Purchases of Clothing (incl. T-shirts):	$ _____	Retail Purchases of Electronics:	$ _____
Entertainment Venues/Nightclubs/Casinos:	$ _____	Telephone & Internet Communications:	$ _____
Retail purchases of perfume & cosmetics:	$ _____	Any other purchases:	$ _____

Q7. On a scale of 1 to 10, how satisfied were you with each of the following in Antigua?

(Extremely satisfied = 10 ……. 1 = Not at all satisfied)

Guided Tour:	❑ 10	❑9	❑8	❑7	❑6	❑5	❑4	❑3	❑ 2	❑ 1	❑ 0 Not applicable
Shopping Experience:	❑ 10	❑9	❑8	❑7	❑6	❑5	❑4	❑3	❑ 2	❑ 1	❑ 0 Not applicable
Historic Sites/Museums:	❑ 10	❑9	❑8	❑7	❑6	❑5	❑4	❑3	❑ 2	❑ 1	❑ 0 Not applicable
Variety of things to see and do:	❑ 10	❑9	❑8	❑7	❑6	❑5	❑4	❑3	❑ 2	❑ 1	❑ 0 Not applicable
Friendliness of the residents:	❑ 10	❑9	❑8	❑7	❑6	❑5	❑4	❑3	❑ 2	❑ 1	❑ 0 Not applicable
Overall shopping experience:	❑ 10	❑9	❑8	❑7	❑6	❑5	❑4	❑3	❑ 2	❑ 1	❑ 0 Not applicable
Courtesy of employees:	❑ 10	❑9	❑8	❑7	❑6	❑5	❑4	❑3	❑ 2	❑ 1	❑ 0 Not applicable
Variety of Shops:	❑ 10	❑9	❑8	❑7	❑6	❑5	❑4	❑3	❑ 2	❑ 1	❑ 0 Not applicable
Overall Prices:	❑ 10	❑9	❑8	❑7	❑6	❑5	❑4	❑3	❑ 2	❑ 1	❑ 0 Not applicable
Taxis/Local Transportation:	❑ 10	❑9	❑8	❑7	❑6	❑5	❑4	❑3	❑ 2	❑ 1	❑ 0 Not applicable
Overall visit in Antigua:	❑ 10	❑9	❑8	❑7	❑6	❑5	❑4	❑3	❑ 2	❑ 1	❑ 0 Not applicable

Q8. Based upon your experience in Antigua, on a scale of 1 to 10 how likely are you to recommend a land-based or resort vacation in Antigua to a friend?

Extremely likely ❑10 ❑ 9 ❑ 8 ❑ 7 ❑ 6 ❑5 ❑ 4 ❑3 ❑ 2 ❑ 1 Not at all likely

The following are to better understand demographic characteristics of crew visitors at each destination.

Q9. What is your gender? ❑ Male ❑ Female

Q10. In which age group do you fall? ❑ Under 20 ❑ 21 to 30 ❑ 31 to 50 ❑ 51 to 65 ❑ over 65

Q11. Where is your permanent place of residence? ❑ Asia ❑ Europe ❑ South America ❑ North America ❑ Other

!

"#$%!&'()*+,*-(&!*.!)/&012!2+34(0!+.+,5&(&!613!),*(.0&!0731/871/0!07(!'3*9+0(!+.:!'/;,*)!&()013&<!=7(&(!/.*>/(!2+34(0!+.+,5&(&!*.0(83+0(!()1.12*)?!6*.+.)*+,?!+.:!:(2183+'7*)!03(.:&!@*07!'3*2+35!2+34(0!3(&(+3)7?!'31'3*(0+35!),*(.0!:+0+?!+.:!+:9+.)(:!&0+0*&0*)+,!+.:!21:(,*.8!0()7.*>/(&<!=7*&!+''31+)7!3(&/,0&!*.!)12'3(7(.&*9(!+.:!+)0*1.+;,(!+.+,5&*&?!:+0+;+&(&!+.:!21:(,&?!:(&*8.(:!01!&/''130!',+..*.8?!&+,(&!+.:!2+34(0*.8?!+.:!(:/)+0*1.!@*07*.!),*(.0!138+.*-+0*1.&<!

A3<!B11:5?!C3(&*:(.0!16!"#$%?!7+&!213(!07+.!0@(.05D6*9(!5(+3&!16!(E'(3*(.)(!*.!)1.&/,0*.8!+.:!613()+&0*.8!@*07!+!@*:(!3+.8(!16!*.0(3.+0*1.+,!'31:/)0!+.:!&(39*)(!)12'+.*(&?!*.),/:*.8!)1.&/2(3!'31:/)0&?!,(*&/3(?!3(0+*,*.8?!8+2*.8?!;/&*.(&&!&(39*)(&?!0(,()122/.*)+0*1.&?!+.:!/0*,*05!+.:!6*.+.D)*+,!&(39*)(&<!=5''*)+,!)1.&/,0*.8!+&&*8.2(.0&!'319*:(!)3*0*)+,!+.+,5&*&!+.:!*.&*870!*.01!2+34(0!:5D.+2*)&?!'31:/)0!:(2+.:?!()1.12*)!03(.:&?!)1.&/2(3!;(7+9*13!+.:!'/;,*)!'1,*)5<!

"#$%!7+&!'319*:(:!&'()*+,*-(:!)1.&/,0*.8!&/''130?!*.),/:*.8!2+34(0!3(&(+3)7?!()1.12*)!*2'+)0!&0/:*(&!+.:!:(2+.:!+.+,5&(&?!01!07(!)3/*&(!,*.(&?!'130!&(39*)(!'319*:(3&!+.:!*.:/&035!+&&1)*+0*1.&<!%21.8!BREA's recent clients are: Port of Philadelphia and Camden, Tampa Port Authority, Port of F+.!A*(81?!#15+,!G+3*;;(+.!G3/*&(&!H0:<?!G+3.*9+,!G13'<?!CIJ!C130&!16!K1307!%2(3*)+?!+.:!07(!L.0(3.+0*1.+,!G1/.)*,!16!G3/*&(!H*.(&<!F*.)(!&0/:*(&!+3(!:(&*8.(:!01!2((0!07(!&'()*6*)!.((:&!16!(+)7!),*(.0?!07(5!)+.!*.)13'13+0(!2+.5!:*2(.&*1.&!16!07(!2+34(0!+.:!*.),/:(!+!9+3*(05!16!+.)*,,+35!&(39*)(&<!!

"#$%!'319*:(&!07(!61,,1@*.8!&(39*)(&M!

*B+34(0!#(&(+3)7*M!:(&*8.!+.:!*2',(2(.0+0*1.!16!'3*2+35!2+34(0!3(&(+3)7!*.&03/2(.0&!/&*.8!0(,(D'71.(?!2+*,?!+.:!*.0(3)('0!&/39(5&<!=(&0!*.&03/2(.0&!+3(!:(&*8.(:!01!),,()0!*.6132+0*1.!1.!'31:D/)0!:(2+.:?!+003*;/0(&!16!)1.&/2(3&!+.:!/&(3&?!')(*9(:!'31:/)0!+003*;/0(&?!+.:!)/&012(3!&+0D*&6+)0*1.<!!

$)1.12)!L2'+)0!F0/:*(&M!07131/87!+.+,5&*&!16!*.:/&03*(&!+.)1.&/2'0*1.!;(7+9*13!+.:!07(*3)1.03*;/0*1.!01!13!'2'+)0!1.!.+0*1.+,!+.:!3(8*1.+,!N&0+0(?!2(031'1,*0+.!+3(+&?!)1/.0*(&?!(0)<0!()1.12*(&<!

F0+0&0*)+,!+.:!$)1.12(03*)!B1:(,*.8M!:(9(,1'*.8!>/+.0*0+0*9(!21:(,&!3(,+0*.8!2+34(0!+.:!'31:/)0!:(2+.:!01!4(5!()1.12*)!6+)013&!+.:!:(2183+'7*)!2+34(0P)1.&/2(3!+003*;/0(&<!B1:(,&!)+.!;(!/&(:!613!613()+&0*.8?!03(.:+.+,5&*&!+.:*9(38(.)(P)1.9(38(.)(!+.+,5&*&<!

B+34(0!F0/:(&!+.:!=3(.:!%.+,5&(&M!:(0+*,(:!&)3*'0*1.&!16!2+34(0&!N:(6*.(:!+&!'31:/)0&?!3(8*1.&?!:/&03*(&?!)1.&/2(3!&(&!+.:!*.0(3,5*.8!2+34(0!613)(&!N&/)7!+&!()1.12*)!+.:!*0*1.&?!)1.:*0*1.&?!)12'(0*0*9(!(.9*31.2(.0?!0)7.1,185?!(0)<0<!

Appendix 16

Reports: Estimates re Cruise Ship Passengers and Crew Ashore Visits

Reports: Estimates re Cruise Ship Passengers and Crew Ashore Visits						
Source	Quotation	Ashore - Surveys and Estimates				
		Percent Passengers	Average	Percent Crew	Average	
Business Research & Economic Advisors. The Economic Contribution of Cruise Tourism in Victoria 2012, September 2013, p.4.	As noted previously, the GVHA reported that 503,691 cruise passengers arrived on ships in Victoria in 2012. Data collected from the cruise lines on disembarkation rates showed that 77.5% of these arriving passengers, or 390,361 passengers, made an onshore visit in Victoria.	77.5	78			
Business Research & Economic Advisors. Economic Contribution of Cruise Tourism to the Destination Economies - A Survey-based Analysis of the Impacts of Passenger, Crew and Cruise Line Spending, Volume I, Aggregate Analysis. October 2015, p.5	Comparisons with earlier studies are difficult because the number of participating destinations (35) is so much higher than in earlier studies. Nonetheless, some general comparisons with the 2012 study are possible. First, average passenger and crew visitation rates, i.e., the percentage of arriving passengers and crew that disembark and make an onshore visit, remained virtually unchanged at 88% for passengers and 39% for crew. [NOTE: This report was "prepared for Florida-Caribbean Cruise Association and Participating Destinations."]	88	88	39	39	
Business Research & Economic Advisors. The Economic Contribution of the International Cruise Industry in Canada 2012. A Survey-based Analysis of the Impacts of Passenger, Crew and Cruise Line Spending. March 2013. P9-10	Since a cruise ship will make multiple port calls on any cruise itinerary, the same passengers and crew will arrive at several ports. Approximately 80% to 90% of passengers aboard cruise ships that arrive on a port-of-call visit actually disembark and visit the port city. Like passengers only a portion of the crew (approximately 45%) disembarks the cruise ship at any call and visit the port city. These disembarkation rates were estimated by port from data provided by the visiting cruise lines.	80 - 90	85	45	45	
Ibid. p. 13.	Of the passengers who responded to the survey, 99% went ashore; and, of these 63% made at least one purchase other than a shore excursion while ashore.	99	99			
Ibid. p. 25	On any individual port call about 45% of the crew will disembark and vis- it the port city. Thus, there were an estimated 484,171 onshore crew visits among all Canadian cruise ports during 2012.			45	45	
Harboring Tourism - Cruise Ships in Historic Port Communities Report of an International Symposium held in Charleston, South Carolina, USA February 6–8, 2013. p. 58.	Statistics gathered in Victoria during the summer of 2011 indicate that, on average, 58–60% of a ship's complement comes ashore, varying from 64–71% for daytime ships and 53–58% for evening ships. For passengers, taken separately, about 72–74% disembark, with larger daytime proportions than evening. Taking these disembarkation percentages into account, the economic impact is much smaller than asserted by the cruise industry, which seems to base its estimates on the assumption that all passengers and crew come ashore, even when time in port is quite short. In particular, the crew expenditure numbers for Victoria are wildly exaggerated, because most crew members cannot leave the ship during short evening stays or do not choose to on successive calls.	72 - 74	73	58 - 60		

1

Reports: Estimates re Cruise Ship Passengers and Crew Ashore Visits						
Source	Quotation	Ashore - Surveys and Estimates				
		Percent Passengers	Average	Percent Crew	Average	
Cruising – Out of Control: The Cruise Industry, The Environment, Workers, and the Maritimes. March 2003. p. 16.	Working conditions are also difficult on a cruise ship. The norm among service workers on a cruise ship is to work an 80 hour week; among deck and engine workers the norm is 66 hours a week. These are minimums.39 Most waiters on cruise ships typically work 12 to 14 hours a day, 7 days a week, for 10 to 12 months without a day off. The contract length is shorter for workers from industrialized countries; it can be as short as three months for officers.			Suggests high estimates of crew ashore during port calls may be too optimistic.		
Ibid. p. 21	Crew members also contribute to the local economy. They do this indirectly by the impact they have on passenger expectations and feelings about a port by what the crew say before arriving. Ports that they personally like are presented dif- ferently by crew than ports they do not like. These messages influence passengers.			Suggests investment for crew visits important even if they don't go ashore		
Dr. Brian L. Scarfe. Victoria as a Port-of-Call: the Costs and Benefits of Cruise Ship Visits. A report prepared for the James Bay Neighbourhood Association. p. 55	The Tomas Institute for Tourism in Dubrovnik, Croatia, surveyed 1340 cruise ship passengers and 319 crew members during the June to September 2006 cruise ship season. Cruise ship visitors (both passengers and crew) came from a variety of countries: Italy (27%), U.S.A. (20%), Spain (17%), Great Britain (7%), France (7%), Germany (3%), and other European and overseas countries. Cruise ship passengers (approximately 80% of visitors) stay off board in the destination for 5.3 hours, while crew (approximately 20% of visitors) stay off board for 4 hours, for a combined average of 5 hours.	80% of visitors; ashore for average of 5.3 hours.		20% of visitors; ashore for average of 4 hours.		
Makie, Patty. Personal Communication. April 30, 2008.	Patti Mackie, Executive Director, Ketchikan Visitor Bureau,. She noted that this was just her personal estimate, since she was not aware of any formal reports or studies with authoritative estimates.			20 - 25	23	
			85		38	

2

Appendix 17

Estimating Cruise Ship Crew Visitations Ashore — Ketchikan, Alaska, 2016 Data

Analysis of *Ketchikan Cruise Industry Surveys*
McDowell Group, 2016

Constants	Av crew shore visits per season. KGB 2016 McDowell study						7.40					
	Total ships visiting port						38					
	Max % of crew on shore leave						30%					
Ship	Crew	Stops in Ketchikan	Visit Potential	Weight	K Visits from Av	Weighted K	Adj. Weighted K	%	Revised Crew	Revised %		
Formula	c.i	v.i	vp.i = c.i * s.i	w.i = (vp.i - min) / (max - min)	k.i = (c.i * 7.4) / s.i	wk.i = w.i * k.i	awk.i = w.i * k.i	wk.i / c.i	IF(wk.i < 1, 1, IF(% > Constant %, c.i * Constant %), wk.i))			
							Modified. All results ≥ 1.		Max 30%, but not less than 1 crew on shore leave			
Carnival Legend	930	17	15810	0.5851407	405	237	237	25%	237	25%		
Infinity	1,000	17	17000	0.6292589	435	274	274	27%	274	27%		
Millennium	1,000	16	16000	0.5921848	463	274	274	27%	274	27%		
Solstice	1,500	18	27000	1.0000000	617	617	617	41%	450	30%		
Disney Wonder	945	13	12285	0.4544545	538	244	244	26%	244	26%		
Amsterdam	647	18	11646	0.4307641	266	115	115	18%	115	18%		
Maasdam	600	9	5400	0.1991992	493	98	98	16%	98	16%		
New Amsterdam	930	22	20460	0.7575353	313	237	237	25%	237	25%		
Noordam	850	21	17850	0.6607719	300	198	198	23%	198	23%		
Volendam	700	23	16100	0.5958922	225	134	134	19%	134	19%		
Westerdam	850	21	17850	0.6607719	300	198	198	23%	198	23%		
Zaandam	700	19	13300	0.4920847	273	134	134	19%	134	19%		
Norwegian Jewel	1,010	20	20200	0.7478960	374	279	279	28%	279	28%		
Norwegian Pearl	1,010	20	20200	0.7478960	374	279	279	28%	279	28%		

Analysis of *Ketchikan Cruise Industry Surveys*
McDowell Group, 2016

Constants	Av crew shore visits per season. KGB 2016 McDowell study					7.40					
	Total ships visiting port					38					
	Max % of crew on shore leave					30%					
Norwegian Sun	800	20	16000	0.5921848	296	175	175	22%	175	22%	
Coral Princess	900	18	16200	0.5995996	370	222	222	25%	222	25%	
Crown Princess	1,240	19	23560	0.8724651	483	421	421	34%	372	30%	
Grand Princess	1,100	13	14300	0.5291588	626	331	331	30%	330	30%	
Island Princess	900	18	16200	0.5995996	370	222	222	25%	222	25%	
Ruby Princess	1,240	19	23560	0.8724651	483	421	421	34%	372	30%	
Star Princess	1,100	19	20900	0.7738479	428	332	332	30%	330	30%	
Sun Princess	925	1	925	0.0332926	6845	228	228	25%	228	25%	
Seven Seas Mariner	445	15	6675	0.2464687	220	54	54	12%	54	12%	
Radiance of the Seas	900	17	15300	0.5662329	392	222	222	25%	222	25%	
Silver Discoverer	60	2	120	0.0034479	222	1	1	2%	1	2%	
Silver Shadow	295	18	5310	0.1958625	121	24	24	8%	24	8%	
Alaskan Dream	16	7	112	0.0031513	17	0	1	6%	1	6%	
Baranof Dream	21	2	42	0.0005561	78	0	1	5%	1	5%	
American Spirit	25	2	50	0.0008527	93	0	1	4%	1	4%	
Crystal Serenity	655	8	5240	0.1932673	606	117	117	18%	117	18%	
Regatta	370	12	4440	0.1636081	228	37	37	10%	37	10%	
Le Soleal	139	4	556	0.0196122	257	5	5	4%	5	4%	
Safari Endeavour	24	2	48	0.0007786	89	0	1	4%	1	4%	
Safari Explorer	16	2	32	0.0001854	59	0	1	6%	1	6%	
Safari Quest	9	3	27	0.0000000	22	0	1	11%	1	11%	
Wilderness Adventurer	24	3	72	0.0016683	59	0	1	4%	1	4%	
Wilderness Discoverer	26	6	156	0.0047826	32	0	1	4%	1	4%	
Wilderness Explorer	26	5	130	0.0038186	38	0	1	4%	1	4%	
Total	23928	489	401056	14.8307567	17808	6132	6140	26%	5872	25%	

Analysis of *Ketchikan Cruise Industry Surveys*
McDowell Group, 2016

Constants													
	Av crew shore visits per season. KGB 2016 McDowell study						7.40						
	Total ships visiting port						38						
	Max % of crew on shore leave						30%						
Average	630	13	10554	0.3902831	469	161		162	26%	155	18%		
Min	9	1	27		17				2%	1	2%		
Max	1500	23	27000		6845				41%	450	30%		
Max-Min	1491	22	26973		6828								

Proposed by:	Assembly
Attorney Review:	02/13/2019
Vote:	5 Aye 1 Nay 0 Absent

MUNICIPALITY OF SKAGWAY, ALASKA
RESOLUTION NO. 19-07R

A RESOLUTION OF THE MUNICIPALITY OF SKAGWAY, ALASKA SUPPORTING THE CITY AND BOROUGH OF JUNEAU IN ITS EFFORTS TO APPEAL THE DECISION IN *CRUISE LINES INTERNATIONAL ASSOCIATION ALASKA / CRUISE LINES INTERNATIONAL ASSOCIATION V. CITY AND BOROUGH OF JUNEAU, ALASKA,* CASE NO. 1:16-cv-00008-HRH.

WHEREAS, the City and Borough of Juneau (CBJ) has until March 26, 2019 to appeal the decision in Cruise Lines International Association Alaska / Cruise Lines International Association (CLIA) v. City and Borough of Juneau (CBJ), Case No. 1:16-cv-00008-HRH; and

WHEREAS, on January 3, 2019, the City of Ketchikan pledged $100,000 as financial support for CBJ's appeal efforts; and

WHEREAS, the Municipality of Skagway recognizes that the decision in *CLIA v. CBJ* may have important implications on the planning for the Port of Skagway and on the cruise passenger experience in Skagway and throughout Southeast Alaska; and

WHEREAS, the Municipality of Skagway supports CBJ in its efforts to appeal the decision; and

WHEREAS, the Municipality of Skagway wishes to pledge $100,000 toward the appeal of the decision in Cruise Lines International Association Alaska / Cruise Lines International Association (CLIA) v. City and Borough of Juneau (CBJ), Case No. 1:16-cv-00008-HRH;

NOW THEREFORE BE IT RESOLVED THAT: the Skagway Borough Assembly supports the City and Borough of Juneau in its efforts to appeal the decision in *CLIA v. CBJ*; and

BE IT FURTHER RESOLVED THAT: the Skagway Borough Assembly pledges $100,000 to assist the CBJ in the appeal.

PASSED AND APPROVED by a duly constituted quorum of the Borough Assembly of the Municipality of Skagway this 21st day of February, 2019.

Tim Cochran, Acting Mayor

ATTEST:

Emily A. Deach, Borough Clerk

(SEAL)

DATE RCVD	EMAIL	LIC. #	MIP ACCT #	CATEGORY	BUSINESS	OWNER FIRST & LAST NAME	ADDRESS	ADDRESS LINE 2	CITY	STATE	ZIP	E-Mail
1/3/2019	Yes	19174	PAMP-C	1	The Pampered Chef		1 Pampered Chef		Addison	IL	60101	taxline@pamperedchef.com
4/8/2019	Yes	19427	ALAS-F	5	Alaska Fur Gallery Rental		428 W 4th Avenue		Anchorage	AK	99501	cathyafg@hotmail.com
4/8/2019	Yes	19426	ALAS-F	1	Alaska Fur Gallery Retail		428 W 4th Avenue		Anchorage	AK	99501	cathyafg@hotmail.com
1/17/2019	Yes	19250	ALAS-G	1	Alaska Geographic Association		421 W. 1st Ave Ste #250		Anchorage	AK	99501	accounting@alaskageographic.org
7/19/2019	Yes	19535	ANNI-A	1	Annie's Arts & Follies	Annie Ciszak Pazahz	328 E 15th Ave #6		Anchorage	AK	99501	
12/17/2018	Yes	19079	AVIS-C3	5	Avis Rent A Car		4900 S Aircraft Dr.		Anchorage	AK	99502	avis@avisalaska.com
1/2/2019	Yes	19165	GCI-C	4	GCI Communication Corp		2550 Denali St. Ste 1000		Anchorage	AK	99503	taxgroup@gci.com
4/18/2019	Both	19436	GOGO-E	1	Go Go Electronics	Julian Diaz	428 W 4th Avenue		Anchorage	AK	99501	gogoelectronicsak@gmail.com
12/13/2018	Yes	19393	HAMI-C4	4	Hamilton Construction		P.O. Box 241952		Anchorage	AK	99524	ap@hamiltonconst.com
4/8/2019	Yes	19428	HERN-A	5	Hernandez & Associates		428 W 4th Avenue		Anchorage	AK	99501	cathyafg@hotmail.com
12/17/2018	Yes	19074	NATU-H	4	Natural Healing Solutions	Vivienne D'Amico	2601 Boniface Pkwy St 4		Anchorage	AK	99504	viviennedamico@gmail.com
12/19/2018	No	19087	HOLM-P	5	Pam Holmquist Rental		P.O. Box 240011		Anchorage	AK	99524	
8/14/2019	Yes	19550	PDC-E	4	PDC Engineers	Judy Baird, Comptroller	1028 Aurora Drive		Anchorage	AK	99709	judybaird@pdceng.com
2/12/2019	Yes	19356	RSD-P	5	RSD-Properties-Pack Train LLC		810 N Street Ste 100		Anchorage	AK	99501	trupe@rsd-properties.com
1/8/2019	Yes	19208	SKAG-ST	5	Skagway Storage		P.O. Box 112382		Anchorage	AK	99511	skagwaystorage@gmail.com
1/23/2019	Yes	19265	TURN-M	4	Turnagain Marine Construction		8241 Dimond Hood Drive, Unit A		Anchorage	AK	99507	business@turnagain.build
Winter Addy	Yes	19082	HOOV-E	5	Hoovers Rentals	Carl Hoover	P.O. Box 1055		Arizona City	AZ	85123	carlhoover1939@gmail.com
Winter Addy	Yes	19404	SOUT-C	1	Photo Connection	Jose Barba	P.O. Box 403		Arnolds Park	IA	51331	northernexposuresak@hotmail.com
2/5/2019	No	19343	NCR-C	4	NCR Corporation		Attn: Euna Merritt, Tax Dept	864 Spring Street NW	Atlanta	GA	30308	ntoto.matondo@ncr.com
6/7/2019	No	19513	M&D-R	5	M&D Rentals	Mark & Dianne Knorr	921 Viewcrest Ct		Auburn	CA	95603	mddjknorr@msn.com
6/7/2019	No	19512	MATT-I6	5	Mattingly Investments Inc		921 Viewcrest Ct		Auburn	CA	95603	dianne.knorr@gmail.com
12/19/2018	No	19094	ADT-L	4	ADT Security Services		Attn: Licensing Dept	P.O. Box 310702	Boca Raton	FL	33431	corporatelicensing@adt.com
1/17/2019	No	19234	SIMP-G	4	Johnson Controls Fire Protections		Attn: Licensing Dept.	P.O. Box 3042	Boca Raton	FL	33431	
12/17/2018	Yes	19069	PAPA-L	1	Paparazzi LLC		747 E. Boughton Rd. #260		Bolingbrook	IL	60440	sstpaparazzi@gmail.com
1/23/2019	Yes	19293	ULTA-S	1	Ulta Beauty		1000 Remington Blvd Tax Dep		Bolingbrook	IL	60440	storelicensing@ulta.com
7/12/2019	Yes	19538	WILT-M	5	Michael Wiltowski	Michael Wiltowski	789 98th Street		Bottineau	ND	58318	wiltowski13@yahoo.com
12/27/2018	No	19131	ALAS-I	3&4	Alaska Independent Coach Tours LLC		P.O. Box 5839		Bremerton	WA	98312	jenny@tmtalaska.com
12/27/2018	Yes	19130	ALAS-T4	5	Alaska Transportation Company		P.O. Box 5839		Bremerton	WA	98312	jacob@4sbusiness.com
12/27/2018	No	19132	ALAS-T6	3&4	Alaska Travel & Transportation LLC		P.O. Box 5839		Bremerton	WA	98312	jenny@tmtalaska.com
12/19/2018	No	19088	HAIN-S	4	Haines Skagway Fast Ferry		P.O. Box 5839		Bremerton	WA	98312	mandy@tmtalaska.com
Winter Addy	Yes	19333	CHILK-B	4	Chilkoot Business Services	Kathy Pierce	2866 Cresthill Drive		Bullhead City	AZ	86442	aksnowbird@hotmail.com
Winter Addy	No	19399	SKAG-F6	3	Skagway Fishing Charters	Bernard Warchuck	3514 SE 5th Place		Cape Coral	FL	33904	
1/8/2019	Yes	19185	CASC-C	4	Cascade Communications LLC		P.O. Box 727		Cascade	ID	83611	wilkinssteph@yahoo.com
1/30/2019	No	19317	DISN-C	1	Magical Cruise Co		P.O. Box 471010		Celebration	FL	34747	
Winter Addy	Both	19457	EDEN-J	2	Eden Jewelers	Sunil Idnani	P.O. Box 6275		Charlotte Amalie	USVI	00804	edenjewelers@gmail.com
1/2/2019	Both	19168	HECK-A	5	Heckle Apartments		1340 Oak Knoll Dr		Cincinnati	OH	45224	wm.heckle@gmail.com
12/16/2018	No	19122	PUR-R	1	Pure Romance LLC		655 Plum St		Cincinnati	OH	45202	jbolger@pureromance.com
12/31/2018	No	19156	SUNB-P16	5	Sunbird Properties LLC		1340 Oak Knoll Dr		Cincinnati	OH	45224	
12/13/2018	Yes	19049	ANCH-Q	4	Anchor QEA, LLC		120 S Central Ave, Ste 350		Clayton	MO	63105	cls-blms@woltersKluwer.com
12/17/2018	Both	19081	DOWL	4	Dowl, LLC		120 S Central Ave, Ste 350		Clayton	MO	63105	cls-blms@woltersKluwer.com
12/27/2018	No	19124	NETF-L	4	Netflix		c/o CT-BL	120 S. Central Ave Ste 350	Clayton	MO	63105	cls-blms@woltersKluwer.com
12/31/2018	Yes	19149	WELL-F	4	Wells Fargo Bank NA		1655 Grant St FL 5 #A0397-052		Concord	CA	94520	businesslicenses@wellsfargo.com
12/19/2018	Both	19093	NORW-U	1	Norwex Usa Inc		800 W Bethel Rd. Ste 100		Coppell	TX	75019	troberts@norwex.com
2/5/2019	Both	19345	LLR-I	1	LLR, Inc		1375 Sampson Ave		Corona	CA	92879	jamie@lularoe.com
Winter Addy	No	19355	DERA-F2	5	Frank Deramo Rentals		1105 Cochita Dr		Cortez	CO	81321	
Winter Addy	No	19492	NORT-L	6	Northern Lights Pizzeria	Nick Manolakakis	418 Highgate Park Blvd		Davenport	IL	33897	
1/31/2019	Yes	19336	RAPL-R	4&5	Rapljack Rithmetic Rentals	Su Rappleye	P.O. Box 537		Dayton	WY	82836	rapljack@aptalaska.net
1/7/2019	No	19192	AURO-Y	1	Aurora Yarns of Alaska	Tricia Magee	P.O. Box 412		Delta Junction	AK	99737	rtailor@aptalaska.net
1/7/2019	No	19190	MAGE-R2	5	Magee Rentals	Tricia Magee	P.O. Box 412		Delta Junction	AK	99737	rtailor@aptalaska.net
1/7/2019	No	19191	RUSH-T	1	Rushin' Tailor's Quilt Alaska	Tricia Magee	P.O. Box 412		Delta Junction	AK	99737	rtailor@aptalaska.net
8/9/2019	Yes	19544	MONA-G	1	Monat Global Corp.	Jesus Rodriguez	3470 NW 82nd Ave., STE 910		Doral	FL	33122	tax@monatglobal.com
12/19/2018	Yes	19057	ISLA-C	4	Island Contractors Inc		P.O. Box 241036		Douglas	AK	99824	tiffany@islandcontractorsak.com
6/25/2019	Yes	19530	MOUN-T	3	Mountain Travel		1266 66th St. Ste 4		Emeryville	CA	94608	gisele@mtsobek.com
4/10/2019	No	19429	SLIN-T	1	Sling TV		P.O. Box 6623		Englewood	CO	80155	businesslicense@dish.com
1/3/2019	Both	19175	CHIL-P	1	Chilkoot Pass Harley-Davidson		1450 Karen Way		Fairbanks	AK	99709	chuckc@outpostalaska.com
1/2/2019	No	19331	RAPU-H	5	Rapuzzi Heritage Rentals	Dellalee Kalberg	3101 Totem Drive		Fairbanks	AK	99709	dellaleed@yahoo.com
5/28/2019	Yes	19504	BSN-S	1	BSN Sports LLC		14460 Varsity Brands Way		Farmers Branch	TX	75244-1200	taxdept@bsnsports.com
12/31/2018	Both	19155	OTIS-E	4	Otis Elevator Company		8 Farm Spring Road		Farmington	CT	06032	aketi.nagesh@otis.com
4/16/2019	Both	19441	CHAAK	5	Chaak LLC	Andrew Knorr	4 Shady Oaks Dr		Folsom	CA	95630	4022andrew@gmail.com
Winter Addy	Yes	19311	MIDN-S	3	Midnight Sun Excursions	Raymie Eatough	8183 Pacific Beach Dr.		Fort Myers	FL	33966	midnightsunexcursions@gmail.com
Winter Addy	Both	19468	SKAG-G2	1	Skagway Golden Bear	Najah Aysheh	124 E. Main St		Fredricksburg	TX	78624	najahaysheh@yahoo.com
1/2/2019	No	19167	RAYM-H	1	Raymond Handling Concepts Corporation		41400 Boyd Rd		Fremont	CA	94538	
1/28/2019	No	19278	PRES-D	5	Present-Grava Rentals		104 Raft Island Dr NW		Gig Harbor	WA	98335	
1/7/2019	No	19193	STAMP-R	5	Stamper Family Trust 2018	James & Donna Stamper	P.O. Box 62		Grantham	NH	03753	
12/12/2018	Yes	19039	ALAS-F3	4	Alaska Fjordlines Inc		P.O. Box 246		Haines	AK	99827	alison@alaskafjordlines.com
1/18/2019	Yes	19245	ALAS-M8	4	Alaska Mountain Guides & Climbing School, Inc		P.O. Box 1081		Haines	AK	99827	accounts@alaskamountainguides.com
1/18/2019	Yes	19244	ALAS-M11	3	Alaska Mountain Guides Adventures Canoe Tours		P.O. Box 1081		Haines	AK	99827	accounts@alaskamountainguides.com
1/18/2019	Yes	19243	ALAS-M10	3	Alaska Mountain Guides Adventures Raptor Tours		P.O. Box 1081		Haines	AK	99827	accounts@alaskamountainguides.com
1/18/2019	Yes	19242	ALAS-M7	1	Alaska Mountain Guides Adventures Retail		P.O. Box 1081		Haines	AK	99827	accounts@alaskamountainguides.com

DATE RCVD	EMAIL	LIC. #	MIP ACCT #	CATEGORY	BUSINESS	OWNER FIRST & LAST NAME	ADDRESS	ADDRESS LINE 2	CITY	STATE	ZIP	E-Mail
1/18/2019	Yes	19241	ALAS-M6	3	Alaska Mountain Guides Adventures Rock-Zip-Hike		P.O. Box 1081		Haines	AK	99827	accounts@alaskamountainguides.com
1/18/2019	Yes	19246	CHIL-G7	3	Chilkat Guides		P.O. Box 170		Haines	AK	99827	accounts@alaskamountainguides.com
1/2/2019	No	19163	CHIL-R	3	Chilkat River Adventures	Karen Hess	P.O. Box 556		Haines	AK	99827	
5/22/2019	Yes	19496	CLAY-V	5	Clayton Venture Properties	Margo Clayton	P.O. Box 1357		Haines	AK	99827	cmargo77@gmail.com
5/31/2019	Yes	19501	CRYS-C	4	Crystal Clear Windows	Owen Dixon	P.O. Box 1566		Haines	AK	99827	owenrdixon99@gmail.com
1/4/2019	Yes	19176	SKAG-N	4	E.D. & D. Inc	Patty Campbell	P.O. Box 1229		Haines	AK	99827	pcampbell99827@yahoo.com
5/8/2019	Yes	19478	HIGH-E	5	Highlands Rentals		P.O. Box 1129		Haines	AK	99827	brenda@seroad.com
1/8/2019	No	19200	KLON-C2	4	Klondike Chiropractic LLC		P.O. Box 887		Haines	AK	99827	
12/17/2018	No	19072	MOUN-F	3	Mountain Flying Service	Paul & Amy Swanstrom	P.O. Box 1404		Haines	AK	99827	
1/18/2019	Yes	19247	PROF-P	4	Professional Property Management		P.O. Box 1081		Haines	AK	99827	accounts@alaskamountainguides.com
1/9/2019	Both	19213	RAIN-G	3	Rainbow Glacier Adventures		P.O. Box 1103		Haines	AK	99827	joe@tourhaines.com;rainbowglacierinfo@gmail.com
12/10/2018	Yes	19029	SOCK-C2	1&3&4&5	Sockeye Cycle Co		P.O. Box 829		Haines	AK	99827	sockeye@cyclealaska.com
6/6/2019	Yes	19508	SOUT-R	4	Southeast Road Builders		HC 60 Box 4800		Haines	AK	99827	mercedes.hansen@colaska.com
1/18/2019	Yes	19240	STEL-A	3	Stellar Alaska Mountain Guides		P.O. Box 1081		Haines	AK	99827	accounts@alaskamountainguides.com
12/17/2018	Yes	19071	WOAD-S	6	Woadie's Southeast Seafood LLC		P.O. Box 1061		Haines	AK	99827	erush.kyle@gmail.com;paperworkbysabine@gmail.com
12/31/2018	No	19153	HERB-I	1	Herbalife International of America		12954 Hawthorne Blvd Ste 101		Hawthorne	CA	90250	herbalife@sattarinc.com
7/30/2019	Yes	19546	MOHA-R	1	Mohawk Rubber Sales	Diane Loreth, A/R	65A Industrial Park Road		Hingham	MA	02043	dloreth@mohawkrubber.com
11/30/2018	No	19002	SIEM-I	4	Siemens Industry, Inc		c/o DMA	P.O. Box 80600	Indianapolis	IN	46280	ldawson@dmainc.com
1/3/2019	No	19173	SIEM-M	1	Siemens Mobility		c/o DMA	P.O. Box 80612	Indianapolis	IN	46280	hdeno@dmainc.com
5/16/2019	Yes	19491	SUPP-O	1	Support Originality	Lindsay Wise	1550 Twitchell Island Rd		Iselton	CA	95641	supportoriginality@zoho.com
4/22/2019	Yes	19455	ALAS-A3	4	Alaska Avalanche Specialists	Bill Glude	P.O. Box 22316		Juneau	AK	99802	aascom@mac.com
6/11/2019	Yes	19523	AIR-E	4	Alaska Seaplanes		8907 Yandukin Drive		Juneau	AK	99801	ap@flyalaskaseaplanes.com
12/7/2018	Yes	19015	ALAS-T5	4	Alaska Technical Solutions	Will Judy	P.O. Box 34136		Juneau	AK	99803	will@alaskatechguys.com;bookkeeper@alaskatechguys.com
3/22/2019	Yes	19401	ALAS-T2	3	Alaska Travel Adventures		9085 Glacier Hwy, Ste 301		Juneau	AK	99801	seena@bestofalaskatravel.com
1/23/2019	Both	19266	ARCH-A	4	Archipelago Appraisals		P.O. Box 21970		Juneau	AK	99802	alaskanriley@gmail.com
1/17/2019	No	19237	COLD-B	4	Coldwell Banker Race Realty		2103 N Jordan Ave		Juneau	AK	99801	info@racerealty.com
6/3/2019	Yes	19510	EL-G	4	El Greco	Christina Arnold	P.O. Box 35504		Juneau	AK	99803	jason@elgrecoskagway.com
1/14/2019	No	19224	G&M Rentals	5	G&M Rentals		c/o Donna's Restaurant	9121 Glacier Hwy	Juneau	AK	99801	
6/3/2019	Yes	19509	GOLD-R7	6	Gold Rush Provisions	Christina Arnold	P.O. Box 35504		Juneau	AK	99803	skagwaylunchbox@gmail.com
5/23/2019	Both	19497	ICEH-R	4	Icehouse Refrigeration		5434 Shaune Dr. Ste B1		Juneau	AK	99801	icehouserefrigerationak@gmail.com
4/15/2019	No	19438	INSI-P	4	Inside Passage Mechanical Contractors		P.O. Box 32892		Juneau	AK	99803	larry@insidepassagemechanical.com
5/3/2019	Yes	19471	J&J-C	4	J & J Cleaning LLC		2375 Jordan Ave #3		Juneau	AK	99801	jandjcleaning4u@gmail.com
12/10/2018	No	19033	MIRA-C	4	Miramontes Construction		1880 Crest St. Ste 112		Juneau	AK	99801	
3/7/2019	Yes	19391	MRV-A	4	MRV Architects		1420 Glacier Ave #101		Juneau	AK	99801	mrv@mrvarchitects.com
12/10/2018	Both	19030	PERM-R	4	Perma Refrigeration	Uriah Anderson	P.O. Box 21386		Juneau	AK	99802	uriah@permarefrigeration.net
2/5/2019	No	19346	RB-C	4	RB Communications	Ronnie Bryant	3159 Tongass Blvd		Juneau	AK	99801	
4/4/2019	No	19420	REED-R	5	Reed Rentals	Allan Reed	c/o Debbie Held	8800 Glacier Hwy #231	Juneau	AK	99801	
12/10/2018	Yes	19032	SKAG-S3	1	Skagway Shirt Company		120 Mill Street		Juneau	AK	99801	audrey@shirtco.com
1/29/2019	Yes	19312	SKAG-T10	3	Skagway Tours		P.O. Box 21795		Juneau	AK	99802	tonnie@juneautours.com
1/14/2019	No	19225	SOUT-A	4	Southeast Appraisal Services LLC		P.O. Box 32361		Juneau	AK	99803	
1/9/2019	Yes	19212	SOUT-E	4	Southeast Extinguisher Service Inc		8319 Airport Blvd		Juneau	AK	99801	customerservice@seextinguisher.com
12/26/2018	Both	19117	ALAS-F5	1	The Alaskan Fudge Co of Skagway	Jason Love	2951 Glacierwood Ct		Juneau	AK	99801	alaskanfudge@gmail.com
1/31/2019	Yes	19325	CHEY-S	4	Cheyenne Scale		19635 70th Ave S. #5-2		Kent	WA	98032	ch.csc@comcast.net
1/28/2019	Both	19280	GOLD-R6	1	Gold Rush Gifts LLC		P.O. Box 8931		Ketchikan	AK	99901	lupevt@kpunet.net
12/17/2018	Yes	19054	MINE-G2	2	Miner's Gems 200 2nd Ave		116 Front Street		Ketchikan	AK	99901	gary.spectrum@gmail.com
12/17/2018	Yes	19055	MINE-G2	2	Miner's Gems 270 2nd Ave		116 Front Street		Ketchikan	AK	99901	gary.spectrum@gmail.com
12/17/2018	Yes	19056	MINE-G2	2	Miner's Gems 3rd & Broadway		116 Front Street		Ketchikan	AK	99901	gary.spectrum@gmail.com
2/12/2019	Yes	19359	MONA-J	2	Monarch Jewels		38 Front St.		Ketchikan	AK	99901	info@tnofficesolutions.com
1/28/2019	Both	19279	SKAG-M4	1	Skagway Mining Co		P.O. Box 8931		Ketchikan	AK	99901	lupevt@kpunet.net
12/19/2018	No	19099	TEMS-H5	3	Temsco Helicopters		P.O. Box 5057		Ketchikan	AK	99901	
Winter Addy	Yes	19521	COAS-T	3	Coastline Tours	Sean Rolnick	1215 S. Kihei Ste 0		Kihei	HI	96753	mauibeachman@gmail.com
1/31/2019	No	19328	NATU-G	2	Natural Gems Inc	Robert Houser	412 Kaiolohia St.		Kihei	HI	96753	
12/27/2018	Yes	19134	NERI-I	1	Nerium International		414 W Main St		Lansdale	PA	19446	vicki@salestaxconsulting.com
12/13/2018	Both	19041	LONG-B2	1&4	Long Building Technologies, Inc		5001 S Zuni St		Littleton	CO	80120	accounting@long.com
2/5/2019	No	19344	GOOG-N	1	Google Fi		242 Rangeline Rd		Longwood	FL	32750	google@csilongwood.com
1/14/2019	Yes	19221	BROA-J	2	Broadway Jewelry & Gifts		307 S. Hill St. #617		Los Angeles	CA	90014	info@houseofshen.com
7/5/2019	Yes	19532	CASS-C	1	Cassie's Marvelous Creations	Cassie Courtain	33 SW Cascade Ln		Madras	OR	97741	cmcourtain@live.com
1/4/2019	Both	19177	HENR-S	1	Henry Shein, Inc		135 Duryea Road E-200		Melville	NY	11747	katie.dempsey@henryschein.com
12/19/2018	No	19090	SCEN-INC	1	Scentsy, Inc		P.O. Box 1335		Meridian	ID	83680	tax@scentsy.com
2/6/2019	Yes	19348	JOST-I	1	Jostens, Inc		7760 France Avenue South, Ste 400		Minneapolis	MN	55435	michelle.bauer@newellco.com
12/19/2018	Yes	19092	SUPE-D	1	Supervalu Design Services		Attn: Licensing Group	P.O. Box 990	Minneapolis	MN	55440-0990	licensegroup@supervalu.com
2/25/2019	No	19378	EVER-S	5	Ever-Smith Rental	Jeff Smith	P.O. Box 370752		Montara	CA	94037	
12/31/2018	No	19150	HD-S	1	Core & Main LP		40 Shuman Blvd Ste 160		Naperville	IL	60563	tax_compliance@coreandmain.com

DATE RCVD	EMAIL	LIC. #	MIP ACCT #	CATEGORY	BUSINESS	OWNER FIRST & LAST NAME	ADDRESS	ADDRESS LINE 2	CITY	STATE	ZIP	E-Mail
1/7/2019	No	19196	WILD-T	1	Wildtree Herbs Inc		P.O. Box 305140		Nashville	TN	37230	
12/26/2018	Both	19119	THIR-O	1	Thirty One Gifts LLC		8131 Smith's Mill Rd		New Albany	OH	43054	tax@thirtyonegifts.com
1/17/2019	No	19235	ZIBB	1	Cognical Holdings Inc		500 7th Ave		New York	NY	10018	navjeet@cognical.com
2/21/2019	Yes	19361	DIAM-I	2	Diamonds International		c/o Almod	12 East 49th St Fl 39	New York	NY	10017	steved@almod.com
1/9/2019	Both	19214	MILA-D	2	Milano Diamond Gallery		535 5th Ave 28th Floor		New York	NY	10017	rahul@milanodg.com
5/28/2019	Yes	19503	TANZ-I	2	Tanzanite International		c/o Almod	1212 Ave of Americas 12th Fl	New York	NY	10036	steved@almod.com
12/31/2018	No	19152	DIEB-I	1&4	Diebold Nixdorf Inc		5995 Mayfair Rd Dept 9-83		North Canton	OH	44720	
1/31/2019	Both	19327	DIRE-T	4	DirectTv. LLC		11760 US Hwy One, Ste 600		North Palm Beach	FL	33408	g26844@att.com
12/27/2018	No	19123	NEW-C	4	New Cingular Wireless		11760 US Hwy One, Ste 600		North Palm Beach	FL	33408	
12/7/2018	No	19017	PART-G	1	Partylite Gifts, Inc		600 Cordwainer Drive		Norwell	MA	02160	accountspayable@partylite.com
6/12/2019	No	19524	SPRINT	4	SprintCom Inc		6200 Sprint Parkway 2BTTX		Overland Park	KS	66251	renewals@businesslicenses.com
1/22/2019	Both	19282	WIND-V2	4	Wind Valley Tree Service	Anthony Lindfors	P.O. Box 2643		Palmer	AK	99645	alindfors2010@gmail.com
Winter Addy	Both	19488	R&R-C	1&4	R&R Creations A-Chore-Service	Renee Fleming	502 9th St		Penrose	CO	81240	gardenrlady1@gmail.com
4/25/2019	Both	19451	ALAS-J	3	Alaska Jet Kayaks LLC	Michael Saylor	3108 Goezel Road		Perkiomenville	PA	18074	kayakjet6566@gmail.com
2/7/2019	No	19350	ALAS-R	4	Alaska Rug Services		P.O. Box 1847		Petersburg	AK	99833	
2/7/2019	No	19349	SKAG-A	5	Skagway Apartments		P.O. Box 1847		Petersburg	AK	99833	
Winter Addy	Both	19451	ALAS-J	3	Alaska Jet Kayaks LLC	Michael Saylor	123 Gay St		Philadelphia	PA	19127	kayakjet6566@gmail.com
12/13/2018	No	19046	TOYO-L	5	Toyota Lease Trust		6565 Headquarters Drive, W2-4A		Plano	TX	75024	
12/28/2018	Both	19108	AP&T-A	4&5	Alaska Power & Telephone Company		P.O. Box 3222		Port Townsend	WA	98368	carl.d@aptalaska.com
1/2/2019	No	19164	CONS-C	1	Consumer Cellular Inc		12447 SW 69th Ave		Portland	OR	97223	tax@consumercellular.com
3/1/2019	Yes	19380	YUKO-E	3	Yukon Excursions LLC	Levi Leer & Erin Gray	6915 N. McKenna Ave		Portland	OR	97203	grayerin@isu.edu; levileer@gmail.com
Winter Addy	Yes	19045	ALAS-I4	3	Alaska Icefield Expeditions		4950 S. USFS Rd 54		Prescott	AZ	86303	sarah@akdogtour.com
Winter Addy	Yes	19044	EXCU-T	4	Excursions Today		4950 S. USFS Rd 54		Prescott	AZ	86303	sarah@akdogtour.com
Winter Addy	Yes	19042	KLON-B	1	Klondike Brewing		4950 S. USFS Rd 54		Prescott	AZ	86303	sarah@akdogtour.com
Winter Addy	Yes	19043	KLON-K2	1	Klondike Kettle Works		4950 S. USFS Rd 54		Prescott	AZ	86303	sarah@akdogtour.com
1/8/2019	Yes	19209	NU SK-E	1	Nu Skin Enterprises United States Inc		75 W. Center St		Provo	UT	84601	salestax@nuskin.com
Winter Addy	Yes	19519	ANDR-P	1	Andrea's Pies & Other Baked Goods	Andrea Raner	30 Jerry Lane		Rexburg	ID	83440	andreaspiesinskagway@gmail.com
12/17/2018	Yes	19078	ADVO-I	1	AdvoCare International LP		2800 Telecom Pkwy		Richardson	TX	75082	rdalton@advocare.com
1/2/2019	No	19169	1116-O	4	Kodak Alaris Inc		336 Initiative Dr		Rochester	NY	14624	
12/31/2018	Yes	19154	TRAC-W	1	Tracfone Wireless		c/o Tax Connex LLC	675 Mansell Rd	Roswell	GA	30076	tracfone@taxconnex.com
1/31/2019	No	19326	RENT-L	1&5	RentU.com LLC		5121 Skyline Village Loop S Ste 220		Salem	OR	97306	
Winter Addy	No	19000	BACK-A	1	Back Alley Rock Shop	Steve Jaklitsch	42101 Able Way		Salome	AZ	85348	steve4848@yahoo.com
Winter Addy	No	19001	JAKL-R	1	Jaklitsch Rentals	Steve Jaklitsch	42101 Able Way		Salome	AZ	85348	steve4848@yahoo.com
12/26/2018	No	19112	ALAS-C2	4	Alascom		1010 N. St. Mary's Street 9th Floor		San Antonio	TX	78215	
12/31/2018	No	19148	LC-R	5	LC's Rental	Lisa Cassidy	4417 Cabrillo St. #4		San Francisco	CA	94121	
12/19/2018	No	19089	CHEV-U	1	Chevron USA Inc		P.O. Box 6007		San Ramon	CA	94583	ryan@chevron.com
12/31/2018	Yes	19151	DEL-S	1	Del Sol Retail		280 W. 10200 S. Ste 300		Sandy	UT	84070	salestax@delsol.com
7/3/2019	No	19534	SECO-C	1	Second City Arts	Paul Harding	65 Washington #253		Santa Clara	CA	95050	timer456@yahoo.com
12/26/2018	No	19111	PLEX-W	1	Plexus Worldwide		9145 E Pima Center Parkway		Scottsdale	AZ	85258	accounting@plexusworlwide.com
4/26/2019	Yes	19447	THOM-R	5	Thomas Rental	John Thomas	16801 N 94th St #2057		Scottsdale	AZ	85260	jtskagway@gmail.com
12/31/2018	No	19157	ALAG-H	5	300 Otter Road, Skagway LLC		c/o Alagnak Holdings	P.O. Box 3757	Seattle	WA	98124	corine@lynden.com
1/22/2019	No	19295	ALAS-M2	4	Alaska Marine Lines		P.O. Box 24348		Seattle	WA	98124	
7/18/2019	Yes	19536	AMAZ-C	1	Amazon.com Services, Inc.	Jim Jackson, Sr. Tax Manager	P.O. Box 81207		Seattle	WA	98108-1207	tax-reporting@ammazon.com
2/20/2019	Yes	19365	HAP-A	5	HAP Alaska-Yukon Housing		Attn: Michelle Pipkin	450 3rd Ave W	Seattle	WA	98119	mpipkin@hagroup.com
2/20/2019	Yes	19366	HAP-A	4	Hap Alaska-Yukon Motorcoach		Attn: Michelle Pipkin	450 3rd Ave W	Seattle	WA	98119	mpipkin@hagroup.com
12/26/2018	Yes	19113	KPFF-C	4	KPFF, Inc		1601 Fifth Ave, Ste 1600		Seattle	WA	98101	jennifer.tucker@kpff.com
1/17/2019	No	19195	NC-MACH	1&4&5	NC Machinery		P.O. Box 3562		Seattle	WA	98124	
2/20/2019	Yes	19369	WEST--10	6	Westmark Inn Skagway Food & Beverage		Attn: Michelle Pipkin	450 3rd Ave W	Seattle	WA	98119	mpipkin@hagroup.com
2/20/2019	Yes	19367	WEST--10	5	Westmark Inn Skagway Housing		Attn: Michelle Pipkin	450 3rd Ave W	Seattle	WA	98119	mpipkin@hagroup.com
2/20/2019	Yes	19368	WEST--10	5	Westmark Inn Skagway Misc		Attn: Michelle Pipkin	450 3rd Ave W	Seattle	WA	98119	mpipkin@hagroup.com
12/26/2018	Both	19118	PETR-M2	1	Petro Marine Services		P.O. Box 389		Seward	AK	99664	wendyr@petro49.com
1/8/2019	Yes	19204	RAUS-E	5	Rauscher Enterprises	Eve Rauscher	c/o Accounting Dept	4486 NW Hosman Circle	Silverdale	WA	98383	budrauscher@hotmail.com
12/31/2018	Yes	19146	ALLE-M2	3	Allen Marine Tours, Inc		P.O. Box 1049		Sitka	AK	99835	sginn@allenmarine.com
1/28/2019	Yes	19276	HORA-C	4	Horan & Company		403 Lincoln St Ste 210		Sitka	AK	99835	appraisals@horanappraisals.com
12/31/2018	Yes	19147	TRUE-A	4	True Alaskan Tours		P.O. Box 1049		Sitka	AK	99835	sginn@allenmarine.com
1/29/2019	No	19300	9.5-R	5	9 1/2 Spring Street Rentals	Cori Giacomazzi	P.O. Box 712		Skagway	AK	99840	lillithmoon3@gmail.com
7/10/2019	Yes	19540	907-E	4	907 Esthetics	Payton Cork	P.O. Box 598		Skagway	AK	99840	paytoncork@yahoo.com
3/12/2019	No	19395	907-S	4	907 Stylists	Candice Armstrong	P.O. Box 864		Skagway	AK	99840	
12/10/2018	Both	19031	A FIN-LA	2	A Fine Line Alaskan Gifts	Jean Wendell-Vogel	P.O. Box 351		Skagway	AK	99840	fineline@aptalaska.net
12/26/2018	No	19115	A FIN-L	5	A Fine Line Rentals	Dave Vogel	P.O. Box 351		Skagway	AK	99840	
12/27/2018	Yes	19127	AFFO-C	5	Affordable Car Rental		P.O. Box 1345		Skagway	AK	99840	sbolton@aptalaska.net
2/4/2019	Both	19342	KLON-G5	3	Alaska 360 Retail		P.O. Box 558		Skagway	AK	99840	james@alaska3sixty.com
2/4/2019	Both	19341	KLON-G4	3	Alaska 360 Tours		P.O. Box 558		Skagway	AK	99840	james@alaska3sixty.com
1/28/2019	No	19281	ALAS-A	1	Alaska Artworks	Janet Mitchell	P.O. Box 904		Skagway	AK	99840	alaskaartworks@gmail.com
12/19/2018	No	19095	ALAS-C3	1	Alaska Christmas Store	John Farnan	P.O. Box 727		Skagway	AK	99840	jfarnan@aol.com
1/22/2019	Yes	19284	ALAS-E	1&3&5&6	Alaska Excursions		P.O. Box 440		Skagway	AK	99840	admin@alaskax.com
12/13/2018	Yes	19045	ALAS-I4	3	Alaska Icefield Expeditions		P.O. Box 198		Skagway	AK	99840	sarah@akdogtour.com
12/11/2018	Yes	19036	ALAS-L	1	Alaska Liquor Store		P.O. Box 199		Skagway	AK	99840	akliquor@aptalaska.net
12/26/2018	No	19114	ALAS-M9	4	Alaska Marine Trucking		P.O. Box 555		Skagway	AK	99840	

DATE RCVD	EMAIL	LIC. #	MIP ACCT #	CATEGORY	BUSINESS	OWNER FIRST & LAST NAME	ADDRESS	ADDRESS LINE 2	CITY	STATE	ZIP	E-Mail
1/31/2019	Yes	19270	ALAS-S8	1	Alaska Shoppe	Kim White	P.O. Box 808		Skagway	AK	99840	smilingmoosegifts@gmail.com
12/17/2018	Yes	19077	SKAG-S12	4	Alaska Shore Tours	Drew Fortner	P.O. Box 995		Skagway	AK	99840	drew@alaskashoretours.com
1/25/2019	Yes	19286	SKAG-N4	4	Alaska Travel Publications		P.O. Box 498		Skagway	AK	99840	sales@skagwaynews.com
4/2/2019	Yes	19417	ALAS-F6	1	Alaskan Fairytales	Billi Clem	P.O. Box 1061		Skagway	AK	99840	madamespitfire@hotmail.com
1/24/2019	Yes	19290	ALDE-A	5	Alderworks Alaska LLC		P.O. Box 998		Skagway	AK	99840	alderworksalaska@gmail.com
12/7/2018	No	19013	ALPE-P	1	Alpenglow Photo	Michael Klensch	P.O. Box 1076		Skagway	AK	99840	
1/29/2019	Both	19315	ALS-MAIN	4	Als Maintenance & Management		P.O. Box 593		Skagway	AK	99840	skagway5@gmail.com
12/3/2018	Yes	19007	ALYE-R	5	Alyeska Realty Advisors, Inc	David Brena	P.O. Box 377		Skagway	AK	99840	dbrena5@gmail.com
5/17/2019	Both	19446	AMER-L	5	American Legion		P.O. Box 288		Skagway	AK	99840	timc@petro49.com
6/13/2019	Yes	19519	ANDR-P	1	Andrea's Pies & Other Baked Goods	Andrea Raner	P.O. Box 536		Skagway	AK	99840	andreaspiesinskagway@gmail.com
12/7/2018	No	19004	ANN-I	1	Anna In Alaska	Anna Nelson	P.O. Box 895		Skagway	AK	99840	annaalaska@gmail.com
4/2/2019	Yes	19409	ANNY-F	1	Annyssa Franks		P.O. Box 247		Skagway	AK	99840	annyssa.interrante@yahoo.com
4/17/2019	No	19437	ASIA-K	1	Asia Kneads Dough	Asia O'Daniel	P.O. Box 1297		Skagway	AK	99840	
1/22/2019	No	19251	AT T-T	1&5	At the White House B&B		P.O. Box 41		Skagway	AK	99840	
5/16/2019	Both	19490	AUM-S	5	Aum Shivam LLC	Hemant Motiani	P.O. Box 174		Skagway	AK	99840	larrymotiani@gmail.com
1/9/2019	Both	19210	AURO-B	5	Aurora Boraelis Inc	Judy Mallory	P.O. Box 154		Skagway	AK	99840	akmilezero@yahoo.com
1/2/2019	Yes	19138	AURO-J	2	Aurora Jewelers LLC		P.O. Box 134		Skagway	AK	99840	aurorajewelers@gmail.com
6/14/2019	Yes	19522	AUTU-R	1	Autumn Rose Designs	Autumn Roseberry	P.O. Box 110		Skagway	AK	99840	autumnleeroseberry@gmail.com
10/15/2018	No	19000	BACK-A	1	Back Alley Rock Shop	Steve Jaklitsch	P.O. Box 48		Skagway	AK	99840	steve4848@yahoo.com
12/31/2018	Yes	19158	BAKE-R2	5	Bakers Rentals	Jessie Baker	P.O. Box 988		Skagway	AK	99840	simplybartlett@yahoo.com
1/3/2019	No	19143	BARB-R	4	Barbarian Repair	Robert Perdue	P.O. Box 1275		Skagway	AK	99840	
1/23/2019	Yes	19254	BARR-E	5	Barrett Enterprises of Alaska	Ross Barrett	P.O. Box 62		Skagway	AK	99840	rossbarrett23@gmail.com
1/31/2019	No	19321	BBJ-T	4	BBJ Cleaning	Marla Belisle	P.O. Box 56		Skagway	AK	99840	mjbbonbon@gmail.com
2/21/2019	Yes	19362	BBQ-S	6	BBQ Shack	Bob Gibson	P.O. Box 620		Skagway	AK	99840	bbqshacks@yahoo.com
6/25/2019	No	19531	BEAN-C	4	Bean Countin' By Jules	Juliene Miles	P.O. Box 946		Skagway	AK	99840	
12/31/2018	No	19159	BEIE-R	5	Beierly Rental	Andrew Beierly	P.O. Box 164		Skagway	AK	99840	
1/23/2019	Both	19294	BEYO-S	3	Beyond Skagway Tours	Becky McGill	P.O. Box 1237		Skagway	AK	99840	info@beyondskagwaytours.com
1/7/2019	No	19194	BFG-R	5	BFG Rental	Bill Barger	P.O. Box 83		Skagway	AK	99840	
12/27/2018	Yes	19126	BITE-B	6	Bites on Broadway		P.O. Box 1345		Skagway	AK	99840	sbolton@aptalaska.net
1/31/2019	No	19323	BODY-B	4	Body Bliss Massage	Brittney Thomas	P.O. Box 239		Skagway	AK	99840	bodybliss8@gmail.com
12/27/2018	Yes	19129	BOLT-D	4	Bolton Data Processing		P.O. Box 828		Skagway	AK	99840	sbolton@aptalaska.net
2/1/2019	No	19330	BOMB-C	1&6	Bombay Curry		P.O. Box 8		Skagway	AK	99840	
12/28/2018	Yes	19135	BOON-R	5	Boon Rental	Matt & Shelly O'Boyle	P.O. Box 991		Skagway	AK	99840	shellyoboyle@yahoo.com
4/30/2019	No	19475	LISA-H	5	Broadway Building LLC	Lisa Hollander	P.O. Box 714		Skagway	AK	99840	
3/27/2019	No	19407	BRUC-T	1	Bruce The Artist	Bruce Dansby	P.O. Box 5		Skagway	AK	99840	bodansby@hotmail.com
1/15/2019	No	19261	CARA-C	4&5	Bruce Weber		P.O. Box 59		Skagway	AK	99840	
6/17/2019	Both	19526	BUCK-&	1	Buckshot & Bobby Pins		P.O. Box 708		Skagway	AK	99840	buckshot.kristine@gmail.com
12/10/2018	No	19025	BURN-&S	4	Burnham and Sons	Jay Burnham	P.O. Box 653		Skagway	AK	99840	
1/31/2019	No	19335	BURN-R	5	Burnham Rentals	Albert Burnham	P.O. Box 342		Skagway	AK	99840	
1/24/2019	Yes	19259	BURR-C	3	Burro Creek LLC		P.O. Box 271		Skagway	AK	99840	lisa@sunsetaccounting.org
12/27/2018	Both	19105	BYWA-B	4	Bywater Enterprises	Mark Larsen	P.O. Box 936		Skagway	AK	99840	marklarsen111@yahoo.com
12/17/2018	Both	19062	CD H-H	5	C&D Rentals	Colette Hisman	P.O. Box 364		Skagway	AK	99840	cdhisman@hotmail.com
12/7/2018	No	19020	#49-M	5	Caposey Rentals	Denise Caposey	P.O. Box 63		Skagway	AK	99840	
12/11/2018	Yes	19038	CARY-P	5	Cary Properties LLC		P.O. Box 444		Skagway	AK	99840	baxterbourcy@hotmail.com
5/13/2019	Yes	19487	CEDA-M	1	Cedar Moon Care	Candice Kalb	P.O. Box 437		Skagway	AK	99840	candicekalb@gmail.com
1/22/2019	Yes	19333	CHILK-B	4	Chilkoot Business Services	Kathy Pierce	P.O. Box 1336		Skagway	AK	99840	aksnowbird@hotmail.com
12/17/2018	Yes	19075	CHIL-C3	3	Chilkoot Charters & Tours	Stacy Gould	P.O. Box 1336		Skagway	AK	99840	alaska-tours@hotmail.com
12/31/2018	No	19145	CHIL-G5	4	Chilkoot Gateway Insurance Agency		P.O. Box 456		Skagway	AK	99840	d.ackerman@cgia-insurance.com
12/28/2018	No	19107	CHIL-T2	6	Chilkoot Trail Outpost Retail	Kathy & Fred Hosford	P.O. Box 286		Skagway	AK	99840	
4/12/2019	Yes	19430	CLEA-R	5	Clear Rentals	Alanna Lawson	P.O. Box 403		Skagway	AK	99840	a.lawson@skagway.org
4/2/2019	Yes	19416	CLEM-R	5	Clem Rentals	Billi Clem	P.O. Box 1061		Skagway	AK	99840	madamespitfire@hotmail.com
6/14/2019	Yes	19521	COAS-T	3	Coastline Tours	Sean Rolnick	P.O. Box 1258		Skagway	AK	99840	mauibeachman@gmail.com
6/14/2019	Yes	19520	COLD-N	1	Cold Nose Gifts	Tom & Averill Harp	P.O. Box 575		Skagway	AK	99840	averillcoldnosegifts@gmail.com
1/22/2019	Yes	19297	CORN-P	1	Corner Propane	Jim Higgins	P.O. Box 291		Skagway	AK	99840	jamesdhiggins@yahoo.com
1/31/2019	No	19329	CORN-S	4	Corner Station	Matt Smith	P.O. Box 688		Skagway	AK	99840	cornerskag@yahoo.com
1/8/2019	Yes	19198	CLIF-C	1	Courtenay Birdsall Clifford		P.O. Box 833		Skagway	AK	99840	cbirdsallc@hotmail.com
4/2/2019	Yes	19415	COUR-C	4	Court's Canines	Courtnay Thoe	P.O. Box 533		Skagway	AK	99840	courtnaythoe@yahoo.com
12/2/2018	Yes	19021	COYO-T	1	Coyote and Toads Garden	Tiffany Metz	P.O. Box 711		Skagway	AK	99840	ynaffitmetz@gmail.com
3/8/2019	No	19389	COZY-S	5	Cozy Shack Rentals	Wendy Vita	P.O. Box 142		Skagway	AK	99840	wendylynn2018@yahoo.com
12/17/2018	Both	19064	CREEP-C	5	Creeper's Castle Rentals	JoAnne Worley	P.O. Box 296		Skagway	AK	99840	joanneworley46@gmail.com
1/29/2019	Yes	19314	D&A-E	4	D&A Enterprises	Andrew Miller	P.O. Box 211		Skagway	AK	99840	amiller7@hotmail.com
6/24/2019	Yes	19529	DANC-W	4	Dance With Mary	Mary Thole	P.O. Box 218		Skagway	AK	99840	marytholemt@gmail.com
5/10/2019	No	19485	BRUC-D	5	Dansby Rentals	Bruce Dansby	P.O. Box 5		Skagway	AK	99840	bodansby@hotmail.com
4/25/2019	Both	19459	DIAM-B	2	Diamonds By Princess	Haresh Mirpuri	P.O. Box 651		Skagway	AK	99840	haresh@princessjewelers.com
4/1/2019	No	19408	DIRT-G	4	Dirty Girls Gardening		P.O. Box 782		Skagway	AK	99840	dirtygirlsgardening@yahoo.com
4/30/2019	Yes	19474	DOLA-C2	1&4	Doland Construction	Charles Doland	P.O. Box 455		Skagway	AK	99840	dolandconstruction1@aptalaska.net
1/28/2019	Yes	19277	DOTT-D	5	Dottie Demark Rentals		P.O. Box 4		Skagway	AK	99840	ddemark@msn.com
12/24/2018	No	19104	DOUG-H	5	Doug Hulk Rentals		P.O. Box 334		Skagway	AK	99840	
4/5/2019	Yes	19421	DUE-N	1	Due North	Manuel & Laura Rogers	P.O. Box 183		Skagway	AK	99840	duenorthalaska@gmail.com

DATE RCVD	EMAIL	LIC. #	MIP ACCT #	CATEGORY	BUSINESS	OWNER FIRST & LAST NAME	ADDRESS	ADDRESS LINE 2	CITY	STATE	ZIP	E-Mail
3/8/2019	Yes	19381	DUFF-B	1	Duff's Backcountry Outfitters		P.O. Box 211		Skagway	AK	99840	kracctg@gmail.com
5/28/2019	No	19502	TRU-M	4	Dyea Chilkoot Trail Transport	Ann Moore	P.O. Box 313		Skagway	AK	99840	
1/2/2019	Both	19162	DYEA-D	3	Dyea Dave Tours	Dave McClelland	P.O. Box 1104		Skagway	AK	99840	fwasmer@aptalaska.net
4/25/2019	Both	19457	EDEN-J	2	Eden Jewelers	Sunil Idnani	P.O. Box 664		Skagway	AK	99840	edenjewelers@gmail.com
5/22/2019	Both	19494	EFFY-J	2	Effy Jewelers		P.O. Box 854		Skagway	AK	99840	anthony@effyjewelry.com
4/17/2019	Yes	19434	ELEC-T	3	Electric Tours	Ralph Gorichanaz	P.O. Box 21		Skagway	AK	99840	misstinacyr@gmail.com
2/28/2019	Yes	19377	ELEM-O	3	Elements of Alaska Tours	Max Jewell	P.O. Box 262		Skagway	AK	99840	elementsofalaska@gmail.com
1/17/2019	No	19262	EMER-L	3	Emerald Lake Tours	Craig Weidner	P.O. Box 324		Skagway	AK	99840	
12/19/2018	No	19085	EMH-R	5	EMH Rentals	Eileen Henry	P.O. Box 279		Skagway	AK	99840	sfcalaska@hotmail.com
2/26/2019	Yes	19373	EMPI-J	2	Empire Jewelers		P.O. Box 655		Skagway	AK	99840	empirejewelersak@gmail.com
1/29/2019	No	19309	ETC	4	ETC. Sewing and Alterations	Jean Worley	P.O. Box 296		Skagway	AK	99840	
12/13/2018	Yes	19044	EXCU-T	4	Excursions Today		P.O. Box 198		Skagway	AK	99840	sarah@akdogtour.com
1/15/2019	Yes	19229	FAIR-M	1	Fairway Market		P.O. Box 355		Skagway	AK	99840	sadfish88@gmail.com
12/11/2018	Both	19034	FAMI-F	4	Family Fuel LLC	Lori Bevill	P.O. Box 675		Skagway	AK	99840	familyfuel@hotmail.com
1/17/2019	No	19236	FARN-J2	5	Farnan Rental	John Farnan	P.O. Box 727		Skagway	AK	99840	jfarnan@aol.com
4/15/2019	Yes	19439	FIRS-P	5	First Presbyterian Church		P.O. Box 513		Skagway	AK	99840	wiseteacher03@gmail.com
1/4/2019	Yes	19179	FISK-F	1	Fisknits & Fibers	Linda Van Houten	P.O. Box 295		Skagway	AK	99840	fisknits@gmail.com
2/13/2019	No	19357	FOE-#	1	FOE #25 Ladies Auxilary		P.O. Box 257		Skagway	AK	99840	
5/30/2019	Both	19500	FOXF-C	1	Foxfae Clay	Hannah Chandler	P.O. Box 1126		Skagway	AK	99840	hankathyc@gmail.com
2/11/2019	No	19355	DERA-F2	5	Frank Deramo Rentals		P.O. Box 568		Skagway	AK	99840	
4/5/2019	Yes	19411	EAGL-#	6	Fraternal Order of Eagles #25		P.O. Box 181		Skagway	AK	99840	helga_davis@hotmail.com
1/31/2019	Both	19324	FRON-E	1&3	Frontier Excursions & Adventures		P.O. Box 437		Skagway	AK	99840	frontierexcursions09@gmail.com
1/28/2019	Yes	19275	GARD-C2	1&3&4&6	Garden City Enterprises		P.O. Box 535		Skagway	AK	99840	bookkeeper@jewellgardens.com
4/23/2019	No	19449	GARL-R	5	Garland Rental	John Garland	P.O. Box 228		Skagway	AK	99840	
1/10/2019	Yes	19215	GEOR-A	4	George's Auto Repair	George D'Amico	P.O. Box 828		Skagway	AK	99840	sbolton@aptalaska.net;glacier1bear@gmail.com
5/3/2019	Yes	19472	SMIT-G	4	Gillian Smith		P.O. Box 903		Skagway	AK	99840	gilliancatherinesmith@gmail.com
2/26/2019	Yes	19375	GLAC-C	6	Glacial Coffeehouse	Shelly O'Boyle	P.O. Box 991		Skagway	AK	99840	glacialcoffeehouse@yahoo.com
1/14/2019	Yes	19223	HOOL-N	1	Glacial Naturals	Annemarie Hasskamp	P.O. Box 11		Skagway	AK	99840	glacialnaturals@hotmail.com
3/18/2019	No	19397	GLAS-W	4	Glass Wipe	Neal Klug	P.O. Box 1225		Skagway	AK	99840	
1/31/2019	No	19334	GODB-R	5	Godbey Rentals	Will Godbey	P.O. Box 1101		Skagway	AK	99840	
5/1/2019	Both	19470	GOLD-D2	1&6	Gold Digger Restaurant	Arlene Diente	P.O. Box 1105		Skagway	AK	99840	arlene_diente@yahoo.com
12/14/2018	No	19050	GOLD-R3	3	Gold Rush Dog Tours		P.O. Box 198		Skagway	AK	99840	
2/4/2019	Yes	19338	GOLD-R2	4	Gold Rush Productions		P.O. Box 215		Skagway	AK	99840	info@thedaysof98show.com
5/10/2019	Both	19479	GOLD-T	4	Golden Touch Massage	Claire Giordano	P.O. Box 561		Skagway	AK	99840	danoclead@icloud.com
1/7/2019	Yes	19189	GONE-F	1&4	Gone Fishin Electric	Dan Lengstorf	P.O. Box 1147		Skagway	AK	99840	gonefishindan@gmail.com
3/8/2019	No	19387	GGRG-G	1 & 5	Granny's Gallery	Betsy Albecker	P.O. Box 274		Skagway	AK	99840	
1/2/2019	No	19140	GRIF-S	1&4	Griffard Services	Donna Griffard	P.O. Box 734		Skagway	AK	99840	donnagriffard@gmail.com
3/8/2019	Yes	19384	BROA-V	1	Grizzly's Broadway Video and Radio Shack		P.O. Box 211		Skagway	AK	99840	kracctg@gmail.com
1/29/2019	No	19310	GRUB-A	5	Grubstake Apartments	Jean Worley	P.O. Box 296		Skagway	AK	99840	
12/5/2018	Yes	19009	HANS-R	5	Hansen's Rental	Mary Hansen	P.O. Box 1255		Skagway	AK	99840	mhansen000@yahoo.com
1/18/2019	Yes	19239	HANS-G2	4	Hanson General Contracting	Orion Hanson	P.O. Box 1011		Skagway	AK	99840	orionhanson@gmail.com
12/19/2018	No	19097	HAPP-E	6	Happy Endings Saloon	Beth Smith	P.O. Box 280		Skagway	AK	99840	skagpie@yahoo.com
12/19/2018	No	19060	HEAL-C	4	Healy Construction	Mike Healy	P.O. Box 946		Skagway	AK	99840	mike@skagwaybrewing.com
7/11/2019	Yes	19539	HEAR-O	1	Heart of Broadway	Indresh Chawla	P.O. Box 40		Skagway	AK	99840	skagwayjewelry@gmail.com
12/19/2018	Yes	19058	HEGE-C	4	Heger Construction	Gary Heger	P.O. Box 146		Skagway	AK	99840	hegerbillbox@gmail.com
7/31/2019	No	19548	HERN-C	5	Hern-Clipper	Klondike Tours	P.O. Box 106		Skagway	AK	99840	
4/10/2019	Yes	19424	HIGH-R	5	Highlander Rentals		P.O. Box 179		Skagway	AK	99840	baxterbourcy@hotmail.com
1/23/2019	Both	19253	HISM-R	5	Hisman Rentals	Gary Hisman	P.O. Box 312		Skagway	AK	99840	hismang@aptalaska.net
5/7/2019	Yes	19483	HIST-S	4&5&6	Historic Skagway Inn	Karl Klupar	P.O. Box 500		Skagway	AK	99840	bookkeeper@lynch-kennedy.com
1/8/2019	Yes	19202	HITE-R	5	Hites Rentals	Gayla Hites	P.O. Box 400		Skagway	AK	99840	gaylahites@skagwaystreetcar.com
12/26/2018	Yes	19120	HOME-C	4	Home Connection		P.O. Box 439		Skagway	AK	99840	hunzent@aptalaska.net
12/18/2018	Yes	19082	HOOV-E	5	Hoovers Rentals	Carl Hoover	P.O. Box 304		Skagway	AK	99840	carlhoover1939@gmail.com
12/26/2018	Yes	19116	HUNZ-&	4	Hunz & Hunz Enterprises		P.O. Box 185		Skagway	AK	99840	hunzent@aptalaska.net
1/2/2019	No	19161	INHO-C	1	Inhofe's Carvers Gallery	Jack Inhofe	P.O. Box 301		Skagway	AK	99840	
1/7/2019	No	19197	INSI-P3	1	Inside Passage Arts	Terry Williams	P.O. Box 115		Skagway	AK	99840	
4/17/2019	Yes	19444	INSP-A	1	Inspired Arts	Ralph Gorichanaz	P.O. Box 21		Skagway	AK	99840	misstinacyr@gmail.com
4/29/2019	Both	19462	INSP-R	3&5	Inspired Rides	Chris Paulson	P.O. Box 565		Skagway	AK	99840	chris.paulson@inspiredrides.com
4/17/2019	Yes	19442	J-CAL	1	J Cal Design	Jessica Callies	P.O. Box 501		Skagway	AK	99840	jcal_design@hotmail.com
10/15/2018	No	19001	JAKL-R	5	Jaklitsch Rentals	Steve Jaklitsch	P.O. Box 48		Skagway	AK	99840	steve4848@yahoo.com
12/10/2018	No	19026	JAY-B	5	Jay Burnham Rentals		P.O. Box 653		Skagway	AK	99840	
1/8/2019	Yes	19205	JEWE-R	5	Jewell Rentals	Jim Jewell	P.O. Box 514		Skagway	AK	99840	jimpjewell@gmail.com
5/7/2019	No	19480	JEWE-L	2	Jewelry Land		P.O. Box 917		Skagway	AK	99840	alyan786@aol.com
12/14/2018	No	19053	JL-RENT	5	JL Rentals	Jaimie Lawson	P.O. Box 1347		Skagway	AK	99840	jaimiesalon@gmail.com
1/4/2019	Yes	19180	JOIN-E	4	Joiner Engineering LLC	William Joiner	P.O. Box 295		Skagway	AK	99840	bjoiner@gci.net
3/12/2019	No	19394	907-N	4	Just Do You Beauty Salon	Jennifer Braxton	P.O. Box 1264		Skagway	AK	99840	j2jbraxton@yahoo.com
12/28/2018	No	19136	JUST-C	4	Justin's Construction	Justin Colley	P.O. Box 691		Skagway	AK	99840	
3/18/2019	No	19398	KATE-R	4	Kate's Real Clean	Kathryn Klug	P.O. Box 1225		Skagway	AK	99840	
12/19/2018	No	19091	KIRM-J	1	Kirmses Antiques	Jim Hamilton	P.O. Box 374		Skagway	AK	99840	
12/13/2018	Yes	19042	KLON-B	1	Klondike Brewing		P.O. Box 198		Skagway	AK	99840	sarah@akdogtour.com

DATE RCVD	EMAIL	LIC. #	MIP ACCT #	CATEGORY	BUSINESS	OWNER FIRST & LAST NAME	ADDRESS	ADDRESS LINE 2	CITY	STATE	ZIP	E-Mail
12/3/2018	Both	19006	KLON-D	1&5	Klondike Doughboy	Richard & Lillian Outcalt	P.O. Box 156		Skagway	AK	99840	klondikedoughboy@gmail.com
12/26/2018	Yes	19121	KLON-F	1	Klondike Fuels		P.O. Box 439		Skagway	AK	99840	hunzent@aptalaska.net
2/21/2019	Yes	19363	KLON-G8	1	Klondike General Store	Bob Gibson	P.O. Box 620		Skagway	AK	99840	klondikegenstore@yahoo.com
4/10/2019	Both	19423	KLON-G7	2	Klondike Gold Rush Jewels	Mohamed Elemam	P.O. Box 1103		Skagway	AK	99840	info@kgrjewels.com
12/13/2018	Yes	19043	KLON-K2	1	Klondike Kettle Works		P.O. Box 198		Skagway	AK	99840	sarah@akdogtour.com
4/2/2019	Yes	19418	KLON-T	3	Klondike Tours	Billi Clem	P.O. Box 1061		Skagway	AK	99840	madamespitfire@hotmail.com
1/29/2019	Yes	19313	SOAP-S1	1	Klondike Vending	Andrew Miller	P.O. Box 605		Skagway	AK	99840	amiller7@hotmail.com
3/8/2019	Yes	19382	KLOT-R	1	Klothes Rush		P.O. Box 211		Skagway	AK	99840	kracctg@gmail.com
7/19/2019	No	19537	LEAVE	1	Kneady Girl	Haylie Whitaker	P.O. Box 814		Skagway	AK	99840	
12/6/2018	No	19012	KNOR-R	5	Knorthern Rental	Deborah Knorr	P.O. Box 122		Skagway	AK	99840	
12/4/2018	No	19023	KOLL-R	5	Kollasch Rentals	Gregg Kollasch	P.O. Box 36		Skagway	AK	99840	
3/8/2019	Yes	19383	KONE-K	1	Kone Kompany		P.O. Box 211		Skagway	AK	99840	kracctg@gmail.com
1/11/2019	No	19186	KORS-R	5	Korsmo Rentals	Joanne Korsmo	P.O. Box 245		Skagway	AK	99840	
1/14/2019	Yes	19220	KUNG-F2	5	Kung Fu Rentals	Josh Hunter	P.O. Box 11		Skagway	AK	99840	jhunter81@hotmail.com
1/31/2019	No	19319	L&K-R	5	L&K Rentals	Larry Jacquot	P.O. Box 282		Skagway	AK	99840	mjbbonbon@gmail.com
1/16/2019	Yes	19233	LAUG-R	1	Laughing Raven Coffee Co	Sean Layton	P.O. Box 1023		Skagway	AK	99840	laughingravenroaster@gmail.com
2/20/2019	Both	19360	PINE-C	1	Lazy Daisy Farm, LLC	Chris Ellis	P.O. Box 195		Skagway	AK	99840	lazdazfarm@gmail.com
12/7/2018	Yes	19014	LEE-RE	5	Lee Rentals	Marcia & John Berry	P.O. Box 453		Skagway	AK	99840	mcberry48@yahoo.com
6/20/2019	Yes	19525	LIFE-A	4	Life Alaska	Evelyn Helmer	P.O. Box 57		Skagway	AK	99840	alaskapilot.evie@gmail.com
1/29/2019	No	19299	LILL-M	1	Lillith Moon	Cori Giacomazzi	P.O. Box 712		Skagway	AK	99840	lillithmoon3@gmail.com
4/18/2019	Yes	19435	LIND-C	1	Linda Chase Glass Originals		P.O. Box 256		Skagway	AK	99840	islands258@yahoo.com
1/30/2019	Yes	19268	LITT-B	4	Little Buck-A-Roo Daycare	Becky Jensen	P.O. Box 441		Skagway	AK	99840	bjensen@wpyr.com
1/22/2019	No	19252	LITT-C	4	Little Cherubs Daycare	Linda Calver	P.O. Box 458		Skagway	AK	99840	lindacalverl@hotmail.com
1/18/2019	Both	19249	LITT-D	4	Little Dippers Learning Center		P.O. Box 419		Skagway	AK	99840	littledippersbilling@gmail.com
6/7/2019	No	19511	LITT-E	1	Little Elle Crafts	Lybbie Brown	P.O. Box 474		Skagway	AK	99840	
12/17/2018	Both	19063	LITT-S	1&4&5	Little Shop of Hairs	Natalie Healy	P.O. Box 473		Skagway	AK	99840	giordano.natalie@gmail.com
1/29/2019	Yes	19267	LMM-P	1	LMM Photography	Lisa Mandeville	P.O. Box 12		Skagway	AK	99840	lmmphotographyak@gmail.com
4/25/2019	No	19458	LOCA-H	3	Local Hangouts LLC	James Valentine	P.O. Box 143		Skagway	AK	99840	
1/31/2019	No	19271	NATH-M	2	Local Jeweler	Murat Ozuzun	P.O. Box 1264		Skagway	AK	99840	
3/7/2019	No	19392	LONG-S	4 & 5	Long Rentals, Storage & Disposal	Heidi Long	P.O. Box 1123		Skagway	AK	99840	
12/10/2018	Both	19052	LUCC-S	1&5	Lucchetti Studios	Peter Lucchetti	P.O. Box 642		Skagway	AK	99840	peteluccheti@hotmail.com
7/23/2019	Both	19543	LUXU-D	3	Luxury Dream Excursions, LLC	Amanda Wurst	P.O. Box 554		Skagway	AK	99840	amanda@luxurydreamexcursions.com
5/7/2019	No	19481	LUXU-J	2	Luxury Jewelers		P.O. Box 917		Skagway	AK	99840	alyan786@aol.com
5/7/2019	Yes	19484	LYNC-&	1	Lynch & Kennedy Dry Goods	Karl Klupar	P.O. Box 438		Skagway	AK	99840	bookkeeper@lynch-kennedy.com
1/25/2019	Yes	19289	LYNN-C2	4	Lynn Canal Publishing		P.O. Box 498		Skagway	AK	99840	skagbooksak@icloud.com
1/15/2019	No	19227	M&M-T	3	M&M Tour Sales, Inc		P.O. Box 1027		Skagway	AK	99840	
3/27/2019	Yes	19405	MAGN-R	5	Magnolia Rentals	Willeke van den Hoorn	P.O. Box 258		Skagway	AK	99840	willekevandenhoorn@gmail.com
2/4/2019	Yes	19339	MAGP	1	Magpie	Kim Burnham	P.O. Box 1156		Skagway	AK	99840	magpieetc@icloud.com
1/28/2019	No	19298	MAID-A	1	Maiden Alaska Herbals	Emily Willis	P.O. Box 49		Skagway	AK	99840	
1/4/2019	No	19184	MARG-P	4	Margie's Physical Therapy Services	Margie Ackerman	P.O. Box 302		Skagway	AK	99840	
1/2/2019	Yes	19141	MARK-M	4	Mark Maggi Construction		P.O. Box 275		Skagway	AK	99840	mark.maggi@aptalaska.net
1/31/2019	No	19320	MARL-V	4	Marla's Vacuum Service	Darren Belisle	P.O. Box 56		Skagway	AK	99840	mjbbonbon@gmail.com
1/8/2019	Yes	19206	MARL-R	5	Marlene's Rentals	Reed McCluskey	P.O. Box 713		Skagway	AK	99840	sbolton@aptalaska.net
7/5/2019	No	19533	MCKN-R	5	McKnight Rentals	Shaun McKnight	P.O. Box 695		Skagway	AK	99840	
3/22/2019	Both	19402	SKAG-B	6	Mexi Co		P.O. Box 946		Skagway	AK	99840	juliene@skagwaybrewing.com
1/29/2019	Yes	19311	MIDN-S	3	Midnight Sun Excursions	Raymie Eatough	P.O. Box 956		Skagway	AK	99840	midnightsunexcursions@gmail.com
1/16/2019	No	19232	MIGH-M	4	Mighty Munchkins Daycare	Mckenzie Ackerman	P.O. Box 147		Skagway	AK	99840	
1/2/2019	Yes	19166	MINE-S	4	Mineral Services		P.O. Box 519		Skagway	AK	99840	msiak@aptalaska.net
6/5/2019	No	19507	MISS-O	4	Mission Objective		P.O. Box 1068		Skagway	AK	99840	
1/30/2019	No	19274	MO-S	4	Mo Style	Morgan Nelson	P.O. Box 962		Skagway	AK	99840	
5/6/2019	Both	19477	MONS-T	5	Mom's Tiny House	Kathryn Kohlhausen	P.O. Box 1343		Skagway	AK	99840	kandy7873@gmail.com
12/13/2018	No	19048	MORA-R	5	Moran Rental	Gladys Moran	P.O. Box 34		Skagway	AK	99840	
12/3/2018	No	19005	MRP-R	4	Mr. P.'s Repair	Wayne Perry	P.O. Box 15		Skagway	AK	99840	
4/30/2019	Both	19466	MS-A	1	MS Art	Mariya Silcocks	P.O. Box 661		Skagway	AK	99840	mry_georgieva@yahoo.com
12/20/2018	No	19061	MULL-R	5	Mull Rental	Jeff Mull	P.O. Box 60		Skagway	AK	99840	jeffmull61@gmail.com
1/30/2019	No	19318	MULV-I	5	Mulvities Industries	Carl Mulvihill	P.O. Box 252		Skagway	AK	99840	mulvwpng@aptalaska.net
1/23/2019	No	19291	NATU-C	1	Nature Creations	Shirley Mitchell	P.O. Box 589		Skagway	AK	99840	smshirleymitchell@gmail.com
12/5/2018	Both	19024	TRIP-A	3	Never Monday Charters LLC	Ken Gross	P.O. Box 906		Skagway	AK	99840	famcaptken@gmail.com
4/17/2019	Yes	19443	NICO-K	1	Nicole Kovacs Art		P.O. Box 1046		Skagway	AK	99840	kovacsnicole@gmail.com
4/1/2019	Both	19413	NORT-H	5	North Hood Rentals	Abby Kramer	P.O. Box 638		Skagway	AK	99840	abbyjokramer@gmail.com
5/17/2019	No	19492	NORT-L	6	Northern Lights Pizzeria	Nick Manolakakis	P.O. Box 584		Skagway	AK	99840	
1/4/2019	Yes	19178	NORT-P2	4	Northern Public Health Solutions	Linda Van Houten	P.O. Box 295		Skagway	AK	99840	nphlvh@gmail.com
1/22/2019	Yes	19285	NORT-C	4	Northpoint Construction		P.O. Box 440		Skagway	AK	99840	admin@alaskax.com
12/20/2018	Yes	19101	NW-W	5	NW Warner Rentals	Stuart Warner	P.O. Box 411		Skagway	AK	99840	sbolton@aptalaska.net
1/8/2019	Yes	19201	OCEA-R	3	Ocean Raft Alaska LLC		P.O. Box 966		Skagway	AK	99840	oceanraftalaska@gmail.com
12/17/2018	Yes	19073	OFF-Y	4	Off Your Beaten Path, LLC	Nicole Goodman	P.O. Box 1066		Skagway	AK	99840	offyourbeatenpath@gmail.com
6/7/2019	Both	19517	OMNI-J	2	Omni Jewelers	Indresh Chawla	P.O. Box 40		Skagway	AK	99840	skagwayjewelry@gmail.com
12/17/2018	Yes	19065	PARN	3&4	Pacific and Arctic Railway and Navigation Company		P.O. Box 435		Skagway	AK	99840	targenbright@wpyr.com
4/29/2019	No	19464	PACK-E	1&3	Packer Expeditions	Tim Bourcy	P.O. Box 601		Skagway	AK	99840	

DATE RCVD	EMAIL	LIC. #	MIP ACCT #	CATEGORY	BUSINESS	OWNER FIRST & LAST NAME	ADDRESS	ADDRESS LINE 2	CITY	STATE	ZIP	E-Mail
5/24/2019	No	19498	PEPI-B	1	Pepita Borracha	Kellie Curtin	P.O. Box 611		Skagway	AK	99840	
3/1/2019	Yes	19371	PERR-O	4	Perry's One Stop Shop	Blake Perry	P.O. Box 96		Skagway	AK	99840	mahampton@hotmail.com
3/22/2019	Yes	19404	SOUT-C	1	Photo Connection	Jose Barba	P.O. Box 314		Skagway	AK	99840	northernexposuresak@hotmail.com
5/28/2019	No	19505	PIKE-R	5	Pike's Rental	Mary Jo Pike	P.O. Box 1254		Skagway	AK	99840	
1/31/2019	Both	19322	PORT-C	1	Port of Call Inc		P.O. Box 1211		Skagway	AK	99840	sgypoc@gmail.com;admin@dorwardeng.com
12/12/2018	Both	19040	SMIT-L	5	Portland House	Virginia Long	P.O. Box 617		Skagway	AK	99840	moorehtl@aptalaska.net
4/26/2019	No	19460	PREC-K	1	Precious Kollections	Kamal Chharbria	P.O. Box 393		Skagway	AK	99840	preciouskollection@yahoo.com
1/4/2019	Yes	19183	PURE-C	4	Pure Connection	Katherine Nelson	P.O. Box 686		Skagway	AK	99840	pureconnection@massagetherapy.com
5/9/2019	No	19482	QUEE-J	2	Queen Jewelers		P.O. Box 917		Skagway	AK	99840	jewelryhouse786@yahoo.com
5/14/2019	Both	19488	R&R-C	1&4	R&R Creations A-Chore-Service	Renee Fleming	P.O. Box 1135		Skagway	AK	99840	gardenrlady1@gmail.com
4/29/2019	Yes	19473	JEWE-C	5	Rainforest Rentals LLC	Max Jewell	P.O. Box 535		Skagway	AK	99840	bookkeeper@jewellgardens.com
3/8/2019	Yes	19385	RAY-R	5	Ray Rentals		P.O. Box 211		Skagway	AK	99840	kracctg@gmail.com
1/31/2019	Yes	19272	RCL-R	5	RCL Rentals	Cody Jennings	P.O. Box 604		Skagway	AK	99840	mrscodyj@gmail.com
1/24/2019	Yes	19257	RED-O3	6	Red Onion Food & Beverage		P.O. Box 271		Skagway	AK	99840	lisa@sunsetaccounting.org
1/24/2019	Yes	19256	RED-O2	5	Red Onion Historic Building		P.O. Box 271		Skagway	AK	99840	lisa@sunsetaccounting.org
1/24/2019	Yes	19258	RED-O4	3	Red Onion Tours & Consulting		P.O. Box 271		Skagway	AK	99840	lisa@sunsetaccounting.org
4/15/2019	No	19440	RED-T	4	Red To The Rescue	Red Henricksen	P.O. Box 1064		Skagway	AK	99840	
4/5/2019	Both	19412	REDY-W	4	REDy Works	Mike Mauldin	P.O. Box 133		Skagway	AK	99840	redyworks@aptalaska.net
2/8/2019	Both	19354	REIG-E	4	Reigle Enterprises	Mandy Reigle	P.O. Box 1284		Skagway	AK	99840	reigle.enterprises@gmail.com
12/11/2018	Both	19028	RELI-T	1 & 4	Reliable Tire Repair & Oil Change		P.O. Box 675		Skagway	AK	99840	familyfuel@hotmail.com
1/9/2019	Both	19188	REME-S	1	Remedy Shoppe	Tara Bass	P.O. Box 193		Skagway	AK	99840	taramallory@hotmail.com
12/11/2018	Yes	19037	RICH-J	1	Richters Jewelry & Curio Inc		P.O. Box 444		Skagway	AK	99840	baxterbourcy@hotmail.com
8/2/2019	Yes	19545	RIVE-S	4	Riverside Stables, LLC	Juana Doland	P.O. Box 477		Skagway	AK	99840	riversidehorsesalaska@gmail.com
7/8/2019	Yes	19541	ROMI-I	4	Romisch Enterprises	Ardeth Romisch	P.O. Box 1173		Skagway	AK	99840	ardi@romisch.com
4/11/2019	Yes	19425	ROSE-C2	4	Roseberry CPR	Autumn Roseberry	P.O. Box 110		Skagway	AK	99840	autumnleeroseberry@gmail.com
1/23/2019	No	19264	RUFU-R	5	Rufus' Rentals	Andrew Cremata	P.O. Box 239		Skagway	AK	99840	
1/8/2019	Yes	19199	SADF-R	5	Sadfish Rentals	Tim Fairbanks	P.O. Box 934		Skagway	AK	99840	sadfish88@gmail.com
1/14/2019	No	19218	KELL-T	5	Salree, Inc		P.O. Box 476		Skagway	AK	99840	stevree@aol.com
6/20/2019	Both	19527	SCHI-C	1	Schindler Carvings	Bruce Schindler	P.O. Box 586		Skagway	AK	99840	schindlr@aptalaska.net
6/20/2019	Both	19528	SCHI-R	5	Schindler Rentals	Bruce Schindler	P.O. Box 586		Skagway	AK	99840	schindlr@aptalaska.net
2/4/2019	No	19340	SERV-U	4	Services Unlimited	Darrell Hoover	P.O. Box 54		Skagway	AK	99840	
1/3/2019	Yes	19142	SHER-R	5	Sheryl's Rental	Sheryl Gladden	P.O. Box 571		Skagway	AK	99840	sheryljak@gmail.com
1/29/2019	No	19273	SKAG-A3	4	Skagway Auto	Richard Vandries	P.O. Box 491		Skagway	AK	99840	
1/25/2019	Yes	19287	SKAG-N2	1	Skagway Book Co		P.O. Box 498		Skagway	AK	99840	skagbooksak@icloud.com
1/25/2019	Yes	19288	SKAG-N2	5	Skagway Book Co NPS Lease		P.O. Box 498		Skagway	AK	99840	skagbooksak@icloud.com
12/14/2018	Both	19051	SKAG-B3	6	Skagway Brewing Co		P.O. Box 946		Skagway	AK	99840	juliene@skagwaybrewing.com
1/4/2019	No	19181	SKAG-CH	4	Skagway Chamber of Commerce		P.O. Box 194		Skagway	AK	99840	chamber@aptalaska.net
12/14/2018	Yes	19432	SKAG-C2	5	Skagway Commercial Company		P.O. Box 648		Skagway	AK	99840	ap@hamiltonconst.com
4/29/2019	Both	19463	SKAG-D2	3	Skagway Day Trips	Chris Paulson	P.O. Box 804		Skagway	AK	99840	chrispaulson@skagwaydaytrips.com
4/30/2019	Both	19465	SKAG-D3	6	Skagway Delights	Robert Silcocks	P.O. Box 661		Skagway	AK	99840	tigerlover1674@yahoo.com
12/19/2018	No	19086	SKAG-D	4	Skagway Development Company		P.O. Box 1236		Skagway	AK	99840	
12/18/2018	Yes	19083	B.P.-#	6	Skagway Elks Lodge #431		P.O. Box 416		Skagway	AK	99840	skagwayelks@gmail.com
4/8/2019	Yes	19422	SKAG-E3	1	Skagway Emblem Club #111		P.O. Box 251		Skagway	AK	99840	helga_davis@hotmail.com
3/5/2019	No	19390	SKAG-E2	5	Skagway Enterprises Mason	Sheila Mason	P.O. Box 315		Skagway	AK	99840	
5/29/2019	Yes	19499	SKAG-F7	3	Skagway Fat Salmon Charters	Joe Warchuck	P.O. Box 654		Skagway	AK	99840	fatsalmoncharters@gmail.com
12/19/2018	No	19084	SKAG-F3	6	Skagway Fish Company	Daneil Henry	P.O. Box 279		Skagway	AK	99840	sfcalaska@hotmail.com
3/20/2019	No	19399	SKAG-F6	3	Skagway Fishing Charters	Bernard Warchuck	P.O. Box 774		Skagway	AK	99840	
1/23/2019	Both	19292	SKAG-F4	1&3	Skagway Float Tours LLC		P.O. Box 1321		Skagway	AK	99840	skagwayfloat@gmail.com
6/7/2019	Both	19516	SKAG-G3	2	Skagway Gem House	Indresh Chawla	P.O. Box 40		Skagway	AK	99840	skagwayjewelry@gmail.com
4/30/2019	Both	19468	SKAG-G2	1	Skagway Golden Bear	Najah Aysheh	P.O. Box 687		Skagway	AK	99840	najahaysheh@yahoo.com
3/12/2019	No	19396	SKAG-H4	1	Skagway Handloom and Handicrafts	Bemika Aribamongbi	P.O. Box 957		Skagway	AK	99840	aribam.aribam@gmail.com
1/15/2019	Yes	19228	SKAG-H	1	Skagway Hardware		P.O. Box 357		Skagway	AK	99840	skagwayhardware@hotmail.com
6/7/2019	Both	19515	SKAG-J	2	Skagway Jewelry	Indresh Chawla	P.O. Box 40		Skagway	AK	99840	skagwayjewelry@gmail.com
1/14/2019	No	19226	SKAG-M6	5	Skagway Masonic Temple		P.O. Box 412		Skagway	AK	99840	
1/31/2019	No	19337	MUSEUM	1	Skagway Museum Store		P.O. Box 521		Skagway	AK	99840	
12/17/2018	Yes	19070	SKAG-P6	3	Skagway Private Tours LLC	Sherry Corrington	P.O. Box 643		Skagway	AK	99840	skagwayprivatetours@gmail.com

DATE RCVD	EMAIL	LIC. #	MIP ACCT #	CATEGORY	BUSINESS	OWNER FIRST & LAST NAME	ADDRESS	ADDRESS LINE 2	CITY	STATE	ZIP	E-Mail
12/17/2018	Both	19076	SKAG-S2	1	Skagway Sculpture and Flower Garden	Diane White	P.O. Box 1003		Skagway	AK	99840	drbobwhite@gci.net
12/19/2018	Yes	19059	SKAG-S16	1&6	Skagway Spirits LLC	Janilyn Heger	P.O. Box 146		Skagway	AK	99840	hegerbillbox@gmail.com
1/8/2019	Yes	19203	SKAG-S11	3	Skagway Street Car	Gayla Hites	P.O. Box 400		Skagway	AK	99840	gaylahites@skagwaystreetcar.com
4/3/2019	Both	19431	SKAG-S13	3	Skagway Summit Tours LLC	Dennis Cooper	P.O. Box 803		Skagway	AK	99840	skagwaydennis@yahoo.com
12/17/2018	Yes	19067	SKAG-T3	4	Skagway Terminal Company		P.O. Box 435		Skagway	AK	99840	targenbright@wpyr.com
1/4/2019	Yes	19182	SKAG-V	3	Skagway Van Tours	Matthew Summers	P.O. Box 671		Skagway	AK	99840	info@skagwayvantours.net
4/24/2019	Yes	19456	SKAG-Y2	3	Skagway Yukon Custom Van Tours	Thomas Pickerel	P.O. Box 423		Skagway	AK	99840	tominalaska1997@yahoo.com
8/2/2019	Yes	19542	SLOP-I	1	Sloper Industries	Lynsey Sloper	P.O. Box 1072		Skagway	AK	99840	lyndseysloper@gmail.com
1/24/2019	Yes	19358	SMART	4	SMART Bus	Stuart Brown	P.O. Box 1090		Skagway	AK	99840	scbrown0011@gmail.com
1/15/2019	Yes	19230	SMH	5	SMH Rental	Paul Reichert	P.O. Box 109		Skagway	AK	99840	sunshinemountainak@gmail.com
12/26/2018	No	19109	SNYD-R	5	Snyder Rental	Mitch & Tracy Snyder	P.O. Box 2		Skagway	AK	99840	
12/27/2018	Yes	19125	BITE-B2	5	Social House Rentals		P.O. Box 1345		Skagway	AK	99840	sbolton@aptalaska.net
12/14/2018	Both	19027	SOUT-C2	4	Southeast Cleaning & Maintenance	Paul Kowal	P.O. Box 1207		Skagway	AK	99840	northlandak@hotmail.com
4/22/2019	Both	19453	SOUT-T2	3	Southeast Tours	Heath Goebel	P.O. Box 1058		Skagway	AK	99840	heath@klondikegroup.net
1/24/2019	Both	19255	SQUE-C	4	Squeaky Clean	Shawna Bailey	P.O. Box 844		Skagway	AK	99840	shawnab1968@yahoo.com
1/2/2019	No	19160	ST-FOST	5	ST Foster House	Jack Inhofe	P.O. Box 301		Skagway	AK	99840	
1/2/2019	Yes	19171	STAR-R	6	Starfire LLC		P.O. Box 963		Skagway	AK	99840	jeffreyandchili@hotmail.com
12/11/2018	No	19035	STEV-B2	5	Steve Burnham Sr. Rentals		P.O. Box 442		Skagway	AK	99840	
12/20/2018	Yes	19102	STOW-C3	1&5	StowCo	Kim Mathews-Long	P.O. Box 189		Skagway	AK	99840	sbolton@aptalaska.net
3/27/2019	No	19406	SWEA-E	5	Sweat Equity	Emily Rauscher	P.O. Box 616		Skagway	AK	99840	
1/2/2019	No	19137	SWEE-T	6	Sweet Tooth Café		P.O. Box 875		Skagway	AK	99840	parsonstobias@yahoo.com
1/18/2019	Yes	19248	TN-TOURS	3	T N Tours	Thomas & Michele Strand	P.O. Box 993		Skagway	AK	99840	tntours98@msn.com
1/30/2019	No	19269	T&G-R	5	T&G Rentals	Thomas & Georgia Cochran	P.O. Box 401		Skagway	AK	99840	
4/15/2019	No	19433	TAIY-E	4	Taiya Environmental Consulting	C.E. Furbish	P.O. Box 1076		Skagway	AK	99840	
1/17/2019	Both	19238	TAIY-M	4	Taiya Marine Services	Roger Griffin	P.O. Box 423		Skagway	AK	99840	taiyamarine@gmail.com
4/1/2019	Both	19419	TAIY-R4	1 & 5	Taiya River Arts	Kathy Wassman	P.O. Box 1185		Skagway	AK	99840	taiyariverarts@yahoo.com
1/14/2019	Both	19222	TESS-F	1	Tessa Franz Healy		P.O. Box 104		Skagway	AK	99840	tessafranz@mac.com
2/26/2019	Yes	19374	THE-$	1	The $10 Store		P.O. Box 655		Skagway	AK	99840	empirejewelersak@gmail.com
4/30/2019	Both	19467	THE-L5	4	The Libert Company	Janet Libert	P.O. Box 82		Skagway	AK	99840	janetlibert@gmail.com
5/14/2019	Yes	19489	THE-L	1	The Loom		P.O. Box 1227		Skagway	AK	99840	info@theloomalaska.com
1/30/2019	No	19316	THE-S3	6	The Sippin' Sasquatch	Ashlei Leggett	P.O. Box 47		Skagway	AK	99840	
2/27/2019	Yes	19376	THE-S6	4	The Skagway News		P.O. Box 498		Skagway	AK	99840	sales@skagwaynews.com
3/22/2019	Both	19403	THE-S7	6	The Smokehouse		P.O. Box 946		Skagway	AK	99840	juliene@skagwaybrewing.com
12/19/2018	No	19098	SKAG-P3	6	The Station Bar & Grill	Beth Smith	P.O. Box 280		Skagway	AK	99840	skagpie@yahoo.com
12/2/2018	Yes	19019	THOM-C2	1	Thomas Cahill Designs, LLC	Candace Cahill	P.O. Box 662		Skagway	AK	99840	thomascahilldesigns@yahoo.com
1/14/2019	Yes	19217	TIDA-D	1	Tidal Drift	Tamar Harrison	P.O. Box 595		Skagway	AK	99840	tamarharrison@hotmail.com
12/2/2018	Yes	19022	TIFF-M	4	Tiffany's Aerial Arts	Tiffany Metz	P.O. Box 711		Skagway	AK	99840	ynaffitmetz@gmail.com
12/7/2018	Both	19016	TIMB-P	4	Timberline Plumbing & Heating LLC	Mary & Zach Turner	P.O. Box 1112		Skagway	AK	99840	timberlineskagway@gmail.com
4/17/2019	Yes	19445	TINA-C	1 & 4	Tina Cyr Artisan		P.O. Box 21		Skagway	AK	99840	misstinacyr@gmail.com
12/4/2018	Yes	19003	TINY-M	5	Tiny Mountain Rentals	Jim Sager	P.O. Box 553		Skagway	AK	99840	wmskagway@yahoo.com
12/17/2018	No	19080	TNT-R	5	TNT Rentals	Tamra Cochran	P.O. Box 309		Skagway	AK	99840	
1/28/2019	No	19332	TRAIL-B	5	Trail Bench		P.O. Box 476		Skagway	AK	99840	rbartolatz@aol.com
12/31/2018	No	19144	TRAN-T	1	Translucent Treasures	Debbie Ackerman	P.O. Box 79		Skagway	AK	99840	transluceNttreas@aol.com
5/24/2019	No	19495	TUND-R	1	Tundra Rain Designs	Kari Rain	P.O. Box 196		Skagway	AK	99840	
12/5/2018	No	19011	UNIQ-N	1	Uniquely Northern	Nan Saldi	P.O. Box 287		Skagway	AK	99840	
2/25/2019	Yes	19372	USBORNE	1	Usborne Books and More	Tami Scime	P.O. Box 996		Skagway	AK	99840	tscime@gmail.com
1/17/2019	No	19263	VAN-H2	5	Van Houten Rentals	Mark Van Houten	P.O. Box 413		Skagway	AK	99840	
4/22/2019	Yes	19448	ALAS-C5	4	Voyij	Olivia Klupar	P.O. Box 3		Skagway	AK	99840	owner@alaskacommunitypartners.com
12/20/2018	Yes	19100	WARN-R	5	Warner Rentals LLC	Stuart Warner	P.O. Box 411		Skagway	AK	99840	sbolton@aptalaska.net
12/7/2018	No	19018	BRIC-C2	4	Waystin Tires & Rentals	Cory & Jaime Bricker	P.O. Box 619		Skagway	AK	99840	jaime.bricker@yahoo.com
1/22/2019	Yes	19296	WELC-W	4	Welch's Workshop	Mike Welch	P.O. Box 260		Skagway	AK	99840	sbolton@aptalaska.net
12/17/2018	Yes	19066	WHIT-P18	1	White Pass Enterprises		P.O. Box 435		Skagway	AK	99840	targenbright@wpyr.com
12/17/2018	Yes	19068	WHIT-P17	4	White Pass Properties Inc		P.O. Box 435		Skagway	AK	99840	targenbright@wpyr.com
4/29/2019	Both	19461	WILD-N	1	Wild N Eye	Felipe Mendez	P.O. Box 845		Skagway	AK	99840	northernwildeye@gmail.com
3/8/2019	No	19386	WILL-G	4	Will's Glass Repair	Will Ryan	P.O. Box 137		Skagway	AK	99840	5timewill@gmail.com
1/10/2019	No	19216	WIND-V	5	Wind Valley Lodge	Leslie Fairbanks	P.O. Box 354		Skagway	AK	99840	lafjlfsgy@hotmail.com
4/24/2019	No	19450	WIND-N	5	Window North Property Management	Ralph Gorichanaz	P.O. Box 21		Skagway	AK	99840	
1/24/2019	Yes	19260	WREN-P	5	Wrentmore Payless		P.O. Box 271		Skagway	AK	99840	lisa@sunsetaccounting.org
5/29/2019	No	19506	YEE-M3	4	Yee Construction	Michael Yee	P.O. Box 75		Skagway	AK	99840	
1/4/2019	Yes	19139	YOU-S	1	You Say Tomato		P.O. Box 172		Skagway	AK	99840	yousaytomato@aptalaska.net
4/22/2019	Both	19454	YUKO-H	1	Yukon Heath's Popcorn Emporium	Heath Goebel	P.O. Box 1058		Skagway	AK	99840	heath@klondikegroup.net
4/4/2019	No	19410	ZENL-A	1	Zenlemon Arts	Jessica Medlin	P.O. Box 75		Skagway	AK	99840	zenlemon6@gmail.com
1/29/2019	Both	19307	ALAS-K	1	Alaska Knife and Ulu Store		2471 Copper Beech Dr		St. Louis	MO	63131	barbcwired@gmail.com
1/29/2019	Both	19305	CAI-II	1	CAI II		2471 Copper Beech Dr		St. Louis	MO	63131	barbcwired@gmail.com
1/29/2019	Both	19304	CORR-A	1	Corrington Alaskan Ivory		2471 Copper Beech Dr		St. Louis	MO	63131	barbcwired@gmail.com
1/29/2019	Both	19306	CAI-II	1	Corrington Museum		2471 Copper Beech Dr		St. Louis	MO	63131	barbcwired@gmail.com
1/29/2019	Both	19303	NAND-L	5	Nanden LLC		2471 Copper Beech Dr		St. Louis	MO	63131	barbcwired@gmail.com
1/29/2019	Both	19302	SKAG-E	5	Skagway Enterprises		2471 Copper Beech Dr		St. Louis	MO	63131	barbcwired@gmail.com
1/29/2019	Both	19308	SKAG-O	1	Skagway Outlet Store		2471 Copper Beech Dr		St. Louis	MO	63131	barbcwired@gmail.com

DATE RCVD	EMAIL	LIC. #	MIP ACCT #	CATEGORY	BUSINESS	OWNER FIRST & LAST NAME	ADDRESS	ADDRESS LINE 2	CITY	STATE	ZIP	E-Mail
1/29/2019	Both	19301	CORR-E14	5	Corrington Enterprises		2471 Copper Beech Dr		St. Louis	MO	63131	barbcwired@gmail.com
Winter Addy	Both	19062	CD H-H	5	C&D Rentals	Colette Hisman	4820 Park Commons Dr. Apt 140		St. Louis Park	MN	55416	cdhisman@hotmail.com
Winter Addy	Both	19459	DIAM-B	2	Diamonds By Princess	Haresh Mirpuri	5120 Dronningens Gade St #6		St. Thomas	USVI	00802	haresh@princessjewelers.com
Winter Addy	Yes	19487	CEDA-M	1	Cedar Moon Care	Candice Kalb	3220 55th Pl. NE		Tacoma	WA	98422	candicekalb@gmail.com
5/3/2019	Both	19476	GREE-A	1	Green Air Supply, Inc		2523 Jefferson Ave		Tacoma	WA	98402	farrah@greenairsupply.com
1/2/2019	No	19170	PITN-B	1&4&5	Pitney Bowes		5310 Cypress Center Dr. #110		Tampa	FL	33609	joanne.aungst@pb.com
1/3/2019	No	19172	PITN-B2	1&4&5	Pitney Bowes Global Financial Services		5310 Cypress Center Dr. #110		Tampa	FL	33609	joanne.aungst@pb.com
1/22/2019	Both	19283	JAPA-P	3	Japan Pacific Travel Service		19750 South Vermont Ave Ste 225		Torrance	CA	90502	skato@j-pactravel.com
3/22/2019	Yes	19400	BEAR-P	1	BearHead Photography		P.O. Box 1895		Tullahoma	TN	37388	bearhead111@gmail.com
12/26/2018	Yes	19110	HILT-I	1	Hilti, Inc		c/o Tax Dept	P.O. Box 21148	Tulsa	OK	74121	teresa.rodrequez@hilti.com
12/27/2018	No	19133	SECU-E	1	Securitas Electronic Security		3800 Tabs Drive		Uniontown	OH	44685	steven.booth@securitases.com
7/29/2019	Both	19547	BURL-B	5	Burley Bert Rentals	Monica Bounds	P.O. Box 494		Volcano	HI	96785	acinom52@yahoo.com
12/20/2018	Yes	19103	TAYL-F	4	Taylor Fire Protection Services LLC		725 W Wasair Dr. Ste 1A		Wasilla	AK	99654	jeff@taylorfire.com
6/7/2019	Yes	19514	DELA-L	5	De Lage Landen Financial Services		1111 Old Eagle School Road		Wayne	PA	19087	tsnetter@leasedirect.com
Winter Addy	Yes	19483	HIST-S	4&5&6	Historic Skagway Inn	Karl Klupar	211 Windermere Ave		Wayne	PA	19087	bookkeeper@lynch-kennedy.com
Winter Addy	Yes	19484	LYNC-&	1	Lynch & Kennedy Dry Goods	Karl Klupar	211 Windermere Ave		Wayne	PA	19087	bookkeeper@lynch-kennedy.com
2/5/2019	No	19347	JAFRA-C	1	Jafra Cosmetics International		2451 Townsgate Rd.		Westlake Village	CA	91361	salestax@jafra.com
Winter Addy	Yes	19077	SKAG-S12	4	Alaska Shore Tours	Drew Fortner	300 E Second St. Unit 2		Whitefish	MT	59937	drew@alaskashoretours.com
3/8/2019	Yes	19388	WHIT-W	3	Whitehorse Who What Where Tours	Teena Dickson	5 Marion Cresent		Whitehorse	YT	Y1A 5S4	whitehorsetours@aol.com
Winter Addy	Yes	19520	COLD-N	1	Cold Nose Gifts	Tom & Averill Harp	725 Eagles Lane		Wilderville	OR	97543	averillcoldnosegifts@gmail.com
5/14/2019	Both	19493	VIKI-C	1	Viking Cruises USA Ltd		5700 Canoga Avenue Ste 200		Woodland Hills	CA	91367	tax.la@vikingcruises.com

Skagway Combo Tours

Yukon Adventure - One Way Train

Port: Skagway

Effort: -2

This incredible Skagway train tour offers incredible scenery and a journey back in time to the storied days of the Klondike Gold Rush. You will travel 68 miles by train to Carcross, Yukon Territory along the same route used by grizzly miners with funny-looking hats and sour dispositions. You will enjoy a hearty lunch and thrill to a self-guided tour through Bennett Station, which was built Show More

Duration:
5.00 hours

Adults:
$180.00

Children:
$90.00

View

Book

White Pass Train/Bus & Whale Watching Combo

Port: Skagway & Juneau

Effort: 1

Whale watching in Juneau and the White Pass Train/Bus combination in Skagway

Two of the most popular tours in Alaska. While in **Skagway** you will take the world famous **White Pass and Yukon Route Train and Bus Combination Tour**. 2 hr train ride to Fraser B.C. with a 45

Show More

Duration:
6.00 hours

Adults:
$255.00

Children:
$175.00

View

Book

Yukon + Whale Watching

Port: Skagway & Juneau

Effort: 1

Skagway: 8 to 10 stops on a shuttle bus to the border of the Yukon Territory. Great chance at wildlife combined with one of the most scenic highways in the World. This is a drive that you will never forget.

Show More

Duration:
7.00 hours

Adults:
$180.00

Children:
$125.00

View

Book

Skagway Adventure Combo

Port: Skagway

Effort: 3

An Alaskan combo delight. A high speed ocean raft combined with an 11 zip zipline. Both will be 2 of the highlights of your trip. The Ocean Raft will get your heart pumping while traveling just under 30mph with you dressed in a warm full body float coat with Oakley goggles and gloves. A boat ride that you will never forget. Grizzly Falls Zipline will complete your active day. 11 Zips will take you
Show More

Duration:
6.00 hours

Adults:
$294.00

Children:
$248.00

View

Book

Train & Bicycle Combination

Port: Skagway

Effort: 3

Immerse yourself in the unspoiled beauty of the Yukon, and enjoy the 1898 sights and sounds of the White Pass Railroad, followed by a bicycle adventure along the Klondike Highway returning to Skagway. If you're the type of person that doesn't like missing any of the highlights on your vacation, and you like to be active, then this is undoubtedly the tour for you. Start your tour on the

Show More

Duration:
4.50 hours

Adults:
$219.00

Children:
$100.00

View

Book

201 2nd Ave Skagway, AK 99840
Phone: 907.983.3900 • Fax: 907.983.3915
Mailing Address: M & M Tour Sales P.O. Box 1027 Skagway, AK 99840
Email: toursskagway@gmail.com

© Copyright 2022 M & M Tours.
Skagway, Alaska. All rights reserved.

ECONOMIC IMPACT OF COVID-19 ON SKAGWAY, ALASKA

MARCH 30, 2021

ECONOMIC IMPACTS OF COVID-19 ON SKAGWAY, ALASKA

99.68% REDUCTION IN ARRIVAL NUMBERS

2019 arrivals = 1,551,668

2020 arrivals = 4,984

Information provided by
Skagway Visitor Department 3/30/21



Over 90% Decrease in Tax Revenue 2019 - 2020

SALES TAX: 91.4% loss in tax collected ($8.2M) & $163.9M reduction in taxable revenue spent in Skagway.

Total Sales Tax Revenues						
Year	1st Qtr	2nd Qtr	3rd Qtr	4th Qtr	Taxable Revenue	Tax Collected
2019	5,730,753	66,148,840	106,070,986	5,037,200	182,987,778	8,961,205
2020	4,553,420	4,469,950	5,000,271	5,062,368	19,086,009	766,477

SHORT-TERM RENTAL (BED) TAX:
90.5% loss in tax collected ($174k) & $2.2M reduction in taxable revenue spent in Skagway.

Total Bed Tax Revenues						
Year	1st Qtr	2nd Qtr	3rd Qtr	4th Qtr	Taxable Revenue	Tax Collected
2019	71,536	867,856	1,374,563	81,563	2,395,518	191,641
2020	56,733	37,208	110,138	22,826	226,905	18,152

The Municipality also recognized a loss of approximately $5M in CPV Excise Tax shared revenues from the State of Alaska.

Information provided by
MOS Borough Treasurer 3/20/21

SKAGWAY'S PROJECTED 2020-2021 REVENUE LOSS

The Municipality originally budgeted 25% of sales tax revenue in FY21 (based on 2019 levels), but now expect closer to 6% with the news of the extended no-sail order. In addition to the actual 2020 losses demonstrated above, FY21 revenue losses are estimated to be around $13.2M:

- Sales Tax: $8M
- STR (Hotel) Tax: $150,000
- CPV Excise Tax: $5M

- Total losses to Skagway between 2020 & 2021 are estimated at over $300 Million in taxable revenue spent within the community and $26.6 million in taxes collected.

SKAGWAY'S INNOVATIONS

80% OF CARES ACT FUNDS DISTRIBUTED DIRECTLY TO RESIDENTS

ECONOMIC SUPPORT	5,894,910.71	80.7%
PUBLIC SAFETY PAYROLL	1,094,060.62	15.0%
FOOD PROGRAMS	128,960.00	1.8%
PUBLIC HEALTH	122,308.14	1.7%
OTHER	60,780.02	0.8%
	7,301,019.49	100.0%

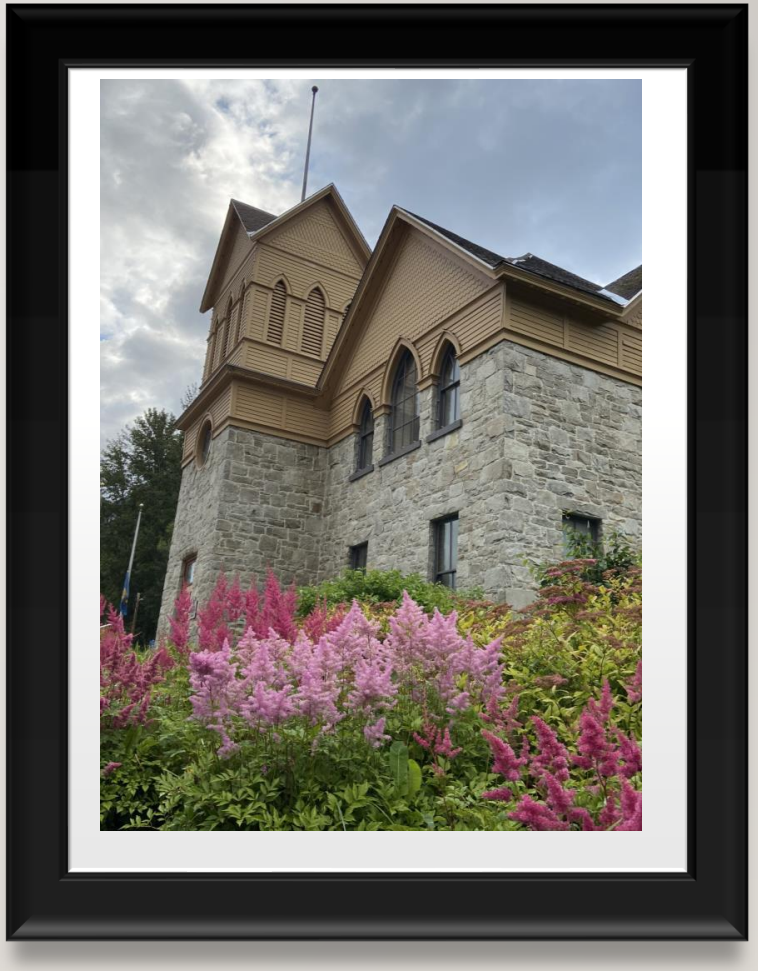

SKAGWAY'S INNOVATIONS

USING SALES TAX RESERVES,
CREATED GRANTS
TO SUPPORT YEAR ROUND BUSINESSES

$991,600 Small Business Emergency Grant

$230,503 S.N.O.W. Grants

RESERVES	Dec-19 BALANCE	Dec-20 BALANCE	Dec-21 ESTIMATE
Sales Tax	15,648,116	10,567,830	5,124,562
Excise Tax	20,011,722	19,226,251	11,541,171



GOALS FOR THE FUTURE?
ATTRACT INDEPENDENT VISITORS TO SKAGWAY IN 2021!

WHAT CAN THE STATE DO TO HELP MAKE SKAGWAY'S GOALS HAPPEN?

Support & fund the Alaska Marine Highway System

Alaskans & Visitors need reliable transportation in Southeast Alaska

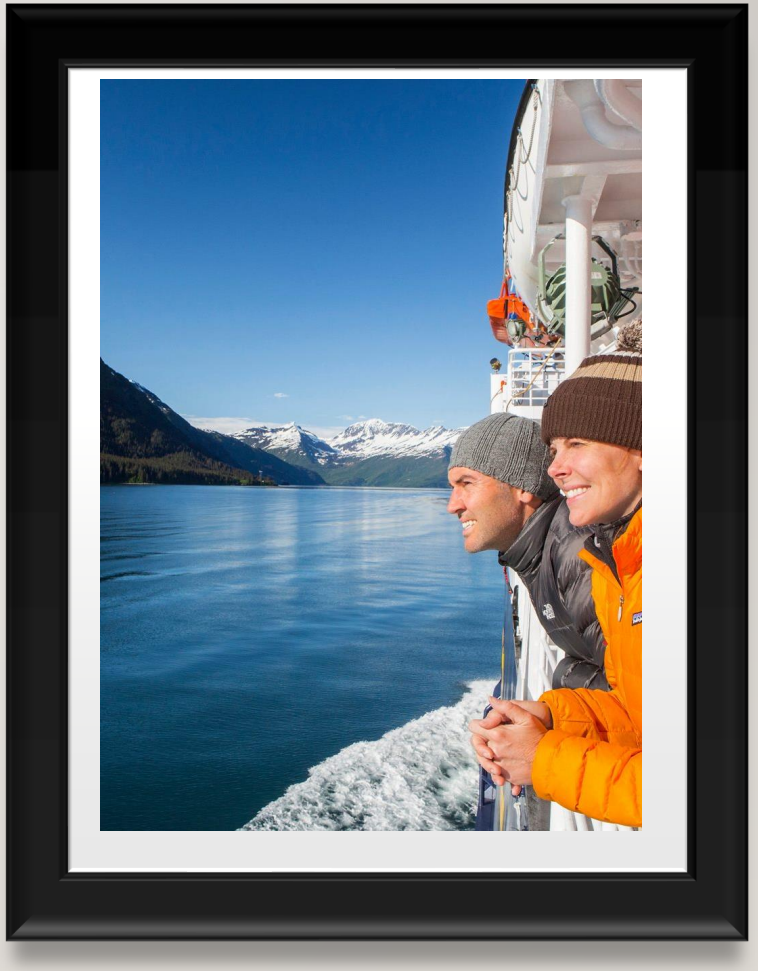

WHAT CAN THE STATE DO TO HELP MAKE SKAGWAY'S GOALS HAPPEN?

Any* funding *that can be used for general government purposes or revenue replacement due to losses cause by the pandemic would be much appreciated from the State or Federal Government

- Funding would help Skagway make it to the 2022 season & prepare for 2023. Maintaining the necessary infrastructure required for a full-season continues to be a heavy burden on such a small community.
- This includes water, wastewater, garbage, public works, public safety and port/harbor facilities & services. This infrastructure must be well-maintained to accommodate the heavy influx of seasonal populations &visitors when they are able to return & to serve current local residents.

SOS Save Our Skagway

When it's safe to travel

Think Skagway, Alaska.

Where social distancing comes naturally.

#thisisskagway #planforvacation
#letsmakeplans #travelalaska

Skagway ALASKA

Skagway, Alaska needs your help! After the events of the past year, Skagway is ready to help you. Cruise ship tourism is Skagway's main economy. The pandemic's devastating effect on the cruise industry has essentially left Skagway without an economy. Fortunately, you can help, and in the process enjoy the most unforgettable vacation of your life. Plan your vacation in Skagway this summer and enjoy this once-in-a-lifetime opportunity to immerse yourself in the natural beauty of our home free from the crowds. Whether you used to live in Skagway as a year-round or seasonal resident or visited our town and fell instantly in love with everything we have to offer, your visit in 2021 could very well be what helps us survive until cruise ships return in 2022. Skagway offers visitors a healthy and safe environment where you can enjoy endless adventure and quiet inspiration from ocean to mountaintop and everywhere in between.

Explore skagway.com or reach out to us at skagwayinfo@skagway.org so we can encourage your travel dreaming and planning!

Proposed by:	**Health, Education, & Welfare Committee**
Attorney Review:	**06/03/2021**
Vote:	**5 Aye 0 Nay 1 Absent**

MUNICIPALITY OF SKAGWAY, ALASKA
RESOLUTION NO. 21-19R

A RESOLUTION OF THE MUNICIPALITY OF SKAGWAY, ALASKA LIFTING THE DECLARATION OF EMERGENCY DATED MARCH 16, 2020; DECLARING A FINANCIAL EMERGENCY DUE TO THE COVID-19 PANDEMIC; AND CLARIFYING THE STATUS OF COVID-19 LEGISLATION.

WHEREAS, COVID-19 is a respiratory disease that can result in serious illness or death and is caused by the SARS-Cov-2 virus (virus), a new strain of the coronavirus that has not been previously identified in humans and is easily transmittable person to person; and

WHEREAS, on March 11, 2020, the World Health Organization (WHO) declared the virus a pandemic; and

WHEREAS, on March 11, 2020, the State of Alaska declared a public health emergency in response to the anticipated outbreak of the virus in Alaska, and on February 14, 2021, the statewide health emergency declaration expired and was not renewed; and

WHEREAS, on March 13, 2020, President Donald J. Trump declared a national emergency in response to the virus pandemic; and

WHEREAS, on March 16, 2020, the Municipality of Skagway declared an emergency based on the risk to the public posed by the global COVID-19 pandemic and substantial economic impacts to the Municipality of Skagway, which was confirmed by the Assembly on March 19, 2020; and

WHEREAS, pursuant to the Municipality's Emergency Operations Plan (EOP), the March 16, 2020 Emergency Declaration was made because the COVID-19 pandemic exceeded or threatened to exceed the Municipality's normal emergency services capabilities, and the March 16, 2020 declaration activated the Emergency Operations Center (EOC) at Level 2 due to the need for coordinated action; and

WHEREAS, currently, municipal departments and agencies are conducting normal daily activities with incidents being handled with existing resources, policies, and procedures, and pursuant to procedures in the EOP, the EOC has de-activated at Level 1; and

WHEREAS, due to the increased level of COVID-19 vaccinations and the sustained low level of COVID-19 cases in Skagway, the Municipality of Skagway finds that the COVID-19 pandemic does not constitute an urgent health emergency in the community and wishes for the health emergency declaration to be lifted; and

WHEREAS, pursuant to the EOP, the EOC can activate at any time if COVID-19 again threatens to exceed the Municipality's normal emergency services capabilities; and

WHEREAS, due to the long-term and devastating financial effects of the COVID-19 pandemic on municipal resources and on the community, the Borough Assembly finds that there continues to be a state of financial emergency in the community and wishes for the financial emergency declaration to remain in place; and

WHEREAS, some legislation enacted by the Borough Assembly remains active for the duration of the emergency declared on March 16, 2020, and it is necessary to clarify which legislation is affected by this resolution and which legislation will remain in place; and

WHEREAS, Resolution No. 20-17R was adopted at a time when the Skagway community was under a self-isolation order, and the Municipality did not know how the community would be affected by the pandemic and vaccines that were only in development at the time, and did not yet know how the resumption of cruises to Alaska would be allowed and regulated; the Municipality feels that the regulations in Resolution No. 20-17R are no longer practical given the current developments regarding vaccinations, federal legislation, and requirements put in place by the Centers for Disease Control and Prevention (CDC), and wishes to repeal the resolution;

NOW THEREFORE, BE IT RESOLVED by the Municipality of Skagway Borough Assembly, that the Declaration of Emergency dated March 16, 2020 and confirmed by the Assembly on March 19, 2020, is hereby lifted, a Financial Emergency is hereby declared, and Resolution No. 20-17R is repealed as follows:

Section 1. Lifting the Declaration of Emergency Dated March 16, 2020. The Assembly feels that the COVID-19 pandemic does not pose an imminent health emergency in the community, and the Declaration of Emergency dated March 16, 2020 and confirmed by the Assembly on March 19, 2020 is hereby lifted.

Section 2. Declaring a Financial Emergency. The Assembly feels that the COVID-19 pandemic continues to pose a substantial economic risk to the community, and hereby declares a Financial Emergency in the Municipality of Skagway Borough, which will remain in place until the Assembly resolves that the COVID-19 pandemic no longer poses a financial risk to the community.

Section 3. Repealing Resolution No. 20-17R. Resolution No. 20-17R is hereby repealed.

Section 4. Effect on Existing Legislation. By lifting the health declaration of emergency, declaring a financial emergency, and repealing Resolution No. 20-17R, this resolution affects existing legislation that was adopted: for the duration of the Declaration of Emergency of March 16, 2020; or in some instances until the Assembly resolved that the health and financial emergencies no longer exist. The adoption of this resolution will affect active COVID-19 legislation as follows:

A. **Resolution No. 20-08R**: Allowing Assembly Members to Participate in Meetings Telephonically Due to Emergency Conditions.
Duration: "for the duration of the Municipality of Skagway's Declaration of Emergency, until COVID-19 does not pose a health emergency in the community."
Status Upon Adoption of This Resolution: Expired, not active.

B. **Resolution No. 20-17R**: Setting Minimum Standards for Allowing Cruise Tourist Visitation, for 2020 and 2021, Within the Municipality of Skagway Borough Due to the COVID-19 Pandemic.
Duration: 2020 and 2021.
Status Upon Adoption of This Resolution: Repealed, not active.

C. **Resolution No. 20-34R**: Canceling Non-Essential Meetings and Outlining Requirements.
Duration: "for the duration of the local COVID-19 emergency declaration dated March 16, 2020."
Status Upon Adoption of This Resolution: Expired, not active.

D. **Resolution No. 21-09R**: Recommending All Persons Wear Face Coverings When Inside Buildings That are Open to the Public.
Duration: "until such time that the Assembly resolves that the virus does not pose a health or financial emergency in the community and ends the local emergency declaration."
Status Upon Adoption of This Resolution: Active until the Declaration of Financial Emergency is lifted.

E. **Ordinance No. 20-16**: Establishing a Policy Requiring Use of Cloth Face Coverings in Municipality of Skagway Facilities, Including the Skagway School.
Duration: "for the duration of the emergency declared by the Municipality of Skagway on March 16, 2020 and confirmed by the Assembly on March 19, 2020."
Status Upon Adoption of This Resolution: Expired, not active.

Section 5. Effective Date. This resolution shall be effective immediately upon adoption.

PASSED AND APPROVED by a duly constituted quorum of the Borough Assembly of the Municipality of Skagway this 17th day of June, 2021.

Andrew Cremata, Mayor

ATTEST:

Emily A. Deach, Borough Clerk

(SEAL)

ADVERTISEMENT

Norwegian Cruise Line donates $10M to six southeast Alaska communities

By Dave Leval
Updated: May. 9, 2021 at 8:44 PM AKDT

ANCHORAGE, Alaska (KTUU) - Norwegian Cruise Line is still unable to sail to Alaska, but that has not stopped it from helping the communities it visits within the state.

The cruise line donated $10 million to six port cities, including Juneau. It will receive $2 million of the donation.

“We’re a local government, private businesses don’t normally write us a check and say ‘here’s a check, do whatever you think is best for your community.’ That’s unusual,” said Juneau City Manager Rorie Watt.

Hoonah, Ketchikan, Seward, Sitka, and Skagway will divide the rest of the money. Those communities did not return our phone calls to say how much each will get from the donation.

Norwegian Cruise Line announced the donation in a May 4th letter.

"My heart breaks for Alaska and its wonderful people as we face a potential second year of zero cruise operations during the all-important summer tourism season," President and CEO Frank Del Rio said in the letter. "Bringing yet another blow to Alaska's tourism economy."

"It's very generous," said Watt. "They've clearly had to dig deeper than maybe they would have to dug a couple of years ago."

The donation has not escaped Alaska's politicians.

ADVERTISEMENT

"It means they want to stay coming to Alaska, and supporting their brother businesses in the state of Alaska," said Governor Mike Dunleavy said in the letter. "It's a good thing, and I want to thank them for that."

"I really applaud them for what they're doing, trying to help these communities that are hit really hard," said Senator Dan Sullivan

Watt said it's still too early to say how the city of Juneau will use its share of the money. The assembly still needs to approve to accept the donation.

Copyright 2021 KTUU. All rights reserved

Sponsored Stories

[Pics] Take A Look At Who Sarah Palin Is Married To

Smartingly

[Photos] Have Any Of These 41 Items? You Could Be Rich

The Primary Market

Senior Apartments Coming to Anchorage (Take A Look at The Prices)
Senior Living | Search Ads

Recommended For You

Suspect held without bail after severed head found in truck

Sponsored Stories

[Photos] Triplets Take The Same Picture For 33 Years. Don't Cry When You See The Last One!
Give It Love

Recommended For You

Single mother dies in Christmas Eve car crash, leaving behind 5 children

Sponsored Stories

Alaska Launches New Policy For Cars Used Less Than 49 Miles/Day
Comparisons.org

Recommended For You

Tesla owner blows up car over $22,000 repair bill

Sponsored Stories

This Is How Much Nurses Make In Anchorage (See Their Salaries)
Nursing Jobs

Sponsored Stories

"Nature's Morphine", Could Help Against Joint Pain & Arthritis
behealth.space

Two Gummies Before Bed Relieves Years of Joint Pain and Arthritis
consumerhealthreporter.com

Anchorage, Alaska: Are You Aware Of This?
InsuranceQuotes.com

Urologist: Try This If You Have An Enlarged Prostate (Watch)
Prostate Pro

More From This Site

Tennessee woman faces federal charges after air rage incident

Woman marries the color pink in historic Vegas wedding

Woman runs onto Phoenix tarmac to stop plane she missed

NC trooper, detained driver die after being hit by trooper's brother during traffic stop

Recommended by

ADVERTISEMENT

Most Read

Disaster declaration made for Matanuska-Susitna Borough as high winds continue onslaught

Strong winds affecting power, travel in Mat-Su

Man arrested for Midtown shooting that leaves 2 hospitalized

New COVID-19 cases in Alaska up by 262% over the last week

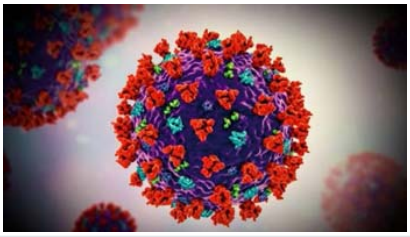

ASD continues in-person learning, could close school if staffing levels drop

ADVERTISEMENT

Latest News

Power slowly coming back for Mat-Su residents after wind storm

Delta Junction man pleads guilty to threatening Alaska's U.S. senators

ASD continues in-person learning, could close school if staffing levels drop

Alaska commission advances plan to reform legislators' per diems, shrink pay packets

KTUU
501 East 40th Avenue
Anchorage, AK 99503
(907) 762-9202

A Gray Media Group, Inc. Station - © 2002-2022 Gray Television, Inc.

Municipality of Skagway

GATEWAY TO THE KLONDIKE

P.O. BOX 415 SKAGWAY, ALASKA 99840

(PHONE) 907-983-2297 – Fax 907-983-2151

WWW.SKAGWAY.ORG

SENT VIA EMAIL ONLY

March 8, 2021

The Honorable Jesse Kiehl
Senate District Q
Room 419
Alaska State Capitol
Juneau, AK 99811

RE: Letter of Support -- SJR 9 - Urge Exemption for Cruise Ships

Senator Kiehl:

Please accept this letter of strong ***support*** for SJR9 – Urging Congress to Exempt Certain Cruise ships sailing to Alaska from provisions in the Passenger Vessel Services Act for the 2021 tourism season.

Skagway will suffer drastic financial consequences as a result of a second consecutive year of no cruise passengers. In 2019, our community welcomed over 1,000,000 cruise passengers. The further loss of this economic activity will rip through our community, affecting every aspect our lives here and leaving no one unscathed.

Anything the Alaska State Legislature, State of Alaska, and the Alaska Congressional delegation can do to affect a work-around following the Canadian Ministry of Transports ban on vessels with over 100 passengers through their waters is greatly appreciated.

Thank you for your swift response to this unfortunate development and we welcome the *all-hands* effort in the Senate as evidenced by the fifteen co-sponsors. Please express our appreciation to each and every one of your colleagues. We stand ready to assist in any manner possible.

Sincerely,

Andrew Cremata, Mayor
mayor@skagway.org

cc: Governor Dunleavy
Senator Lisa Murkowski
Senator Dan Sullivan
Congressman Don Young

Posted by Mike Swasey | Dec 7, 2021 | Featured Stories, News | 0

The state Department of Transportation quietly removed sailings of their lone ferry to the upper Lynn Canal next month after discovering additional steelwork is needed on the vessel. But after adding one sailing to Haines to accommodate lawmakers traveling to Juneau for the January legislative session, Skagway is left high and dry. Questions remain as to whether the state prioritized lawmakers over taxpayers.

00:00 00:00

Late last week the Alaska Marine Highway removed the Matanuska from its calendar for several weeks after the new year. This week they announced the Kennicott will sail as far north as Haines on January 12 to cover the early January mainliner duties that the Matanuska will miss, but it will not call on Skagway. AMHS also announced the LeConte will add three

PLACE A LISTENER SUBMISSION

sailings to Haines and Skagway during the first week of January, but nothing past January 8.

Alaska Marine Highway spokesperson Sam Dapcevich cited a crew shortage for the reason not to activate the Tazlina which has been sitting idle in Juneau's Auke Bay terminal.

But union representatives for the Alaska Marine Highway crew, say they have members ready to work.

"I'm not sure why you were told that there's a lack of crew I mean the Matanuska is tied up, people are laid off, they're sitting on the beach," said Earling Walli, regional director of the Inland Boatmen's Union of the Pacific, the largest of the three unions representing state ferry workers. Walli says there are workarounds available that would shorten the winter gap between sailings to Skagway.

"That was our other question to the state was, well, why can't we just keep the LeConte running until the Matanuska can come out?" Asked Walli.

Shannon Adamson heads the Master's Mates and Pilots, which represents deck officers on the marine highway. She says it's curious that DOT is claiming a shortage of crew since her union wasn't consulted about its members' availability.

"At all. We haven't been contacted by the state about any of the issues that are currently occurring in the villages and north Lynn Canal," said Adamson.

The LeConte is certified until April, ferry union reps argue, and it already has a crew. But calls to Dapcevich with follow-up questions went unanswered on Tuesday.

Meanwhile, more questions remain regarding the use of the Kennicott to fill in for the Matanuska on the mainliner run that reaches as far north as Haines on

January 12. Skagway Mayor Andrew Cremata says it appears there's a double standard at work with the state prioritizing elected officials over ordinary people.

"Why is it so easy to pivot quickly to get a ferry up to Haines, or legislators and impossible to get a ferry to Skagway that services the needs of a community that are desperate to be able to get where they need to go? Whether it be the doctor or a grocery store visit, or for a much-needed vacation?" Asked Cremata.

And yet there are other possible solutions, including the Alaska Class Ferry the Tazlina, and the mainliner Columbia. Both ships are tied up for cost-cutting or lack of certificates or both.

Over the weekend Dunleavy's office announced a plan it says would re-energize the Alaska Marine Highway System.

The report says the Tustumena would be replaced in five years to serve Southwest routes. And an idle Alaska Class Ferry, the Hubbard, built for $60 million as a solution for northern Lynn Canal communities, but was never used, would be outfitted with crew quarters to extend its range at a cost of more than $15 million. The governor's report says the Hubbard will be deployed to Prince William Sound and possibly some Southeast Alaska communities. But there was no mention of the upper Lynn Canal.

SHARE:

< PREVIOUS

Hundreds gather in Haines to honor all those impacted by last year's storm disaster

NEXT >

Haines man faces federal drug charges

RELATED POSTS

December 30, 2021



December 21, 2021

December 17, 2021

December 22, 2021

Subscribe

EMAIL ADDRES

SUBSCRIE

Cruise Line Agencies of Alaska

Cruise Ship Calendar for 2022

FOR PORT(S) = SKG
AND SHIP(S) = ALL
AND VOYAGES = ALL

Sunday, April 24	Monday, April 25	Tuesday, April 26	Wednesday, April 27	Thursday, April 28	Friday, April 29	Saturday, April 30
		SKG NORWEGIAN BLISS RRA 07:00 - 20:15				SKG ZUIDERDAM RRF 07:00 - 21:00
Sunday, May 1	**Monday, May 2**	**Tuesday, May 3**	**Wednesday, May 4**	**Thursday, May 5**	**Friday, May 6**	**Saturday, May 7**
		SKG RADIANCE OF THE SEA RRA 07:00 - 18:00	SKG RUBY PRINCESS RRA 06:00 - 20:30	SKG SAPPHIRE PRINCESS RRA 06:00 - 20:30	SKG CARNIVAL FREEDOM RRA 07:00 - 20:00	SKG ZUIDERDAM RRF 07:00 - 21:00
		SKG KONINGSDAM ORE 07:00 - 20:00	SKG NIEUW AMSTERDAM RRF 07:00 - 21:00		SKG CARNIVAL MIRACLE RRF 07:00 - 21:00	
		SKG NORWEGIAN BLISS RRF 07:00 - 20:15			SKG NORWEGIAN JEWEL BRD 08:00 - 20:00	
Sunday, May 8	**Monday, May 9**	**Tuesday, May 10**	**Wednesday, May 11**	**Thursday, May 12**	**Friday, May 13**	**Saturday, May 14**
	SKG OVATION OF SEAS RRA 07:00 - 16:00	SKG SOLSTICE RRA 07:00 - 18:00	SKG RADIANCE OF THE SEA ORE 07:00 - 17:00	SKG DISCOVERY PRINCESS RRF 06:00 - 17:00	SKG SEVEN SEAS MARINER RRA 07:00 - 17:00	SKG RUBY PRINCESS RRA 06:00 - 20:30
		SKG KONINGSDAM ORE 07:00 - 20:00	SKG NORWEGIAN ENCORE RRA 07:00 - 20:15	SKG SERENADE OF THE SEA RRA 07:00 - 15:00	SKG NORWEGIAN JEWEL BRD 07:00 - 17:00	SKG ZUIDERDAM RRF 07:00 - 21:00
		SKG EMERALD PRINCESS RRF 07:00 - 20:30	SKG MAJESTIC PRINCESS RRF 07:00 - 20:30	SKG NIEUW AMSTERDAM BRD 07:00 - 21:00	SKG CARNIVAL FREEDOM RRF 07:00 - 20:00	
Sunday, May 15	**Monday, May 16**	**Tuesday, May 17**	**Wednesday, May 18**	**Thursday, May 19**	**Friday, May 20**	**Saturday, May 21**
SKG NORWEGIAN SUN RRA 07:00 - 20:00	SKG OVATION OF SEAS RRA 07:00 - 17:00	SKG SOLSTICE RRA 07:00 - 18:00	SKG SAPPHIRE PRINCESS RRF 06:30 - 20:30	SKG DISCOVERY PRINCESS RRF 06:00 - 17:00	SKG CARNIVAL FREEDOM RRA 07:00 - 20:00	SKG GRAND PRINCESS RRA 07:00 - 20:30
SKG GRAND PRINCESS RRF 07:00 - 20:30	SKG RADIANCE OF THE SEA RRF 07:00 - 17:00	SKG KONINGSDAM ORE 07:00 - 20:00	SKG MILLENNIUM ORE 07:00 - 16:00	SKG QUANTUM OF THE SEA RRA 07:00 - 17:00	SKG CARNIVAL MIRACLE RRF 07:00 - 21:00	SKG ZUIDERDAM RRF 07:00 - 21:00
		SKG MAJESTIC PRINCESS RRF 07:00 - 20:30	SKG NORWEGIAN ENCORE RRA 07:00 - 20:15	SKG DISNEY WONDER ORE 07:00 - 20:15	SKG NORWEGIAN JEWEL BRD 08:00 - 20:00	
		SKG EMERALD PRINCESS BRD 07:00 - 20:30	SKG NIEUW AMSTERDAM BRD 07:00 - 21:00	SKG NOORDAM BRD 07:00 - 21:00		
Sunday, May 22	**Monday, May 23**	**Tuesday, May 24**	**Wednesday, May 25**	**Thursday, May 26**	**Friday, May 27**	**Saturday, May 28**
SKG SILVER MUSE RRA 07:00 - 16:30	SKG OVATION OF SEAS RRA 07:00 - 19:00	SKG SOLSTICE RRA 07:00 - 18:00	SKG RADIANCE OF THE SEA ORE 07:00 - 17:00	SKG DISCOVERY PRINCESS RRF 06:00 - 17:00	SKG NORWEGIAN JEWEL RRA 07:00 - 17:00	SKG ZUIDERDAM RRF 07:00 - 21:00
SKG SEVEN SEAS MARINER RRF 07:00 - 22:00	SKG MILLENNIUM RRF 07:00 - 20:30	SKG KONINGSDAM ORE 07:00 - 20:00	SKG NORWEGIAN ENCORE RRA 07:00 - 20:15	SKG DISNEY WONDER ORE 07:00 - 20:15	SKG CARNIVAL FREEDOM RRF 07:00 - 20:00	SKG VIKING ORION RRA 08:00 - 18:00
		SKG EMERALD PRINCESS BRD 07:00 - 20:30	SKG MAJESTIC PRINCESS RRF 07:00 - 20:30	SKG NIEUW AMSTERDAM BRD 07:00 - 21:00		
		SKG SAPPHIRE PRINCESS RRF 07:00 - 20:30	SKG NOORDAM BRD 07:00 - 21:00	SKG QUANTUM OF THE SEA RRA 09:00 - 17:00		
Sunday, May 29	**Monday, May 30**	**Tuesday, May 31**	**Wednesday, June 1**	**Thursday, June 2**	**Friday, June 3**	**Saturday, June 4**
SKG SEVEN SEAS MARINER RRA 07:00 - 15:00	SKG SILVER MUSE BRD 07:00 - 17:00	SKG SOLSTICE RRA 07:00 - 18:00	SKG SAPPHIRE PRINCESS RRF 06:30 - 20:30	SKG DISCOVERY PRINCESS RRF 06:00 - 17:00	SKG RUBY PRINCESS RRF 06:00 - 20:30	SKG GRAND PRINCESS RRA 07:00 - 20:30
SKG GRAND PRINCESS RRF 07:00 - 20:30	SKG RADIANCE OF THE SEA RRF 07:00 - 17:00	SKG KONINGSDAM ORE 07:00 - 20:00	SKG MILLENNIUM ORE 07:00 - 16:00	SKG QUANTUM OF THE SEA RRA 07:00 - 17:00	SKG CARNIVAL FREEDOM RRA 07:00 - 20:00	SKG CARNIVAL MIRACLE RRF 07:00 - 21:00
	SKG OVATION OF SEAS RRA 07:00 - 17:00	SKG MAJESTIC PRINCESS RRF 07:00 - 20:30	SKG NORWEGIAN ENCORE RRA 07:00 - 20:15	SKG DISNEY WONDER ORE 07:00 - 20:15	SKG NORWEGIAN JEWEL BRD 08:00 - 20:00	SKG ZUIDERDAM BRD 07:00 - 21:00
		SKG EMERALD PRINCESS BRD 07:00 - 20:30	SKG NIEUW AMSTERDAM BRD 07:00 - 21:00	SKG NOORDAM BRD 07:00 - 21:00		
Sunday, June 5	**Monday, June 6**	**Tuesday, June 7**	**Wednesday, June 8**	**Thursday, June 9**	**Friday, June 10**	**Saturday, June 11**
SKG SILVER MUSE BRD 07:00 - 16:30	SKG MILLENNIUM RRF 07:00 - 20:30	SKG SOLSTICE RRA 07:00 - 18:00	SKG RADIANCE OF THE SEA ORE 07:00 - 17:00	SKG DISCOVERY PRINCESS RRF 06:00 - 17:00	SKG NORWEGIAN JEWEL RRA 07:00 - 17:00	SKG ZUIDERDAM RRF 07:00 - 21:00
SKG NORWEGIAN SUN RRA 07:00 - 20:00	SKG VIKING ORION BRD 08:00 - 20:00	SKG KONINGSDAM ORE 07:00 - 20:00	SKG NORWEGIAN ENCORE RRA 07:00 - 20:15	SKG SERENADE OF THE SEA RRA 07:00 - 15:00	SKG CARNIVAL FREEDOM RRF 07:00 - 20:00	
SKG SEVEN SEAS MARINER RRF 07:00 - 22:00	SKG OVATION OF SEAS RRA 10:00 - 20:00	SKG EMERALD PRINCESS BRD 07:00 - 20:30	SKG MAJESTIC PRINCESS RRF 07:00 - 20:30	SKG NIEUW AMSTERDAM BRD 07:00 - 21:00		
		SKG SAPPHIRE PRINCESS RRF 07:00 - 20:30	SKG NOORDAM BRD 07:00 - 21:00			
Sunday, June 12	**Monday, June 13**	**Tuesday, June 14**	**Wednesday, June 15**	**Thursday, June 16**	**Friday, June 17**	**Saturday, June 18**
SKG SEVEN SEAS MARINER RRA 07:00 - 15:00	SKG RUBY PRINCESS RRF 06:00 - 20:30	SKG SOLSTICE RRA 07:00 - 18:00	SKG SAPPHIRE PRINCESS RRF 06:30 - 20:30	SKG DISCOVERY PRINCESS RRF 06:00 - 17:00	SKG CARNIVAL FREEDOM RRF 07:00 - 20:00	SKG QUEEN ELIZABETH BRD 06:00 - 18:00
SKG SILVER SHADOW BRD 07:00 - 16:30	SKG RADIANCE OF THE SEA ORE 07:00 - 17:00	SKG KONINGSDAM ORE 07:00 - 20:00	SKG MILLENNIUM ORE 07:00 - 16:00	SKG QUANTUM OF THE SEA RRA 07:00 - 17:00	SKG VIKING ORION RRA 08:00 - 18:00	SKG GRAND PRINCESS RRA 07:00 - 20:30
SKG GRAND PRINCESS RRF 07:00 - 20:30	SKG SILVER MUSE BRD 07:00 - 17:00	SKG MAJESTIC PRINCESS RRF 07:00 - 20:30	SKG NORWEGIAN ENCORE RRA 07:00 - 20:15	SKG DISNEY WONDER ORE 07:00 - 20:15	SKG NORWEGIAN JEWEL BRD 08:00 - 20:00	SKG ZUIDERDAM RRF 07:00 - 21:00
	SKG OVATION OF SEAS RRA 07:00 - 19:00	SKG EMERALD PRINCESS BRD 07:00 - 20:30	SKG NIEUW AMSTERDAM BRD 07:00 - 21:00	SKG NOORDAM BRD 07:00 - 21:00		
Sunday, June 19	**Monday, June 20**	**Tuesday, June 21**	**Wednesday, June 22**	**Thursday, June 23**	**Friday, June 24**	**Saturday, June 25**
SKG SILVER MUSE RRA 07:00 - 16:30	SKG SILVER SHADOW BRD 07:00 - 17:00	SKG SOLSTICE RRA 07:00 - 18:00	SKG RADIANCE OF THE SEA ORE 07:00 - 17:00	SKG DISCOVERY PRINCESS RRF 06:00 - 17:00	SKG RUBY PRINCESS BRD 06:00 - 20:30	SKG NORWEGIAN SPIRIT RRA 07:00 - 16:00
SKG SEVEN SEAS MARINER RRF 07:00 - 22:00	SKG MILLENNIUM RRF 07:00 - 20:30	SKG KONINGSDAM ORE 07:00 - 20:00	SKG NORWEGIAN ENCORE RRA 07:00 - 20:15	SKG DISNEY WONDER ORE 07:00 - 20:15	SKG NORWEGIAN JEWEL ORE 07:00 - 17:00	SKG ZUIDERDAM RRF 07:00 - 21:00
	SKG OVATION OF SEAS RRA 11:00 - 20:00	SKG SAPPHIRE PRINCESS RRF 07:00 - 20:30	SKG MAJESTIC PRINCESS RRF 07:00 - 20:30	SKG NIEUW AMSTERDAM BRD 07:00 - 21:00	SKG CARNIVAL FREEDOM RRA 07:00 - 20:00	
		SKG EMERALD PRINCESS BRD 07:00 - 20:30	SKG NOORDAM BRD 07:00 - 21:00	SKG QUANTUM OF THE SEA RRA 09:00 - 17:00	SKG CARNIVAL MIRACLE RRF 07:00 - 21:00	

Sunday, June 26			Monday, June 27			Tuesday, June 28			Wednesday, June 29			Thursday, June 30			Friday, July 1			Saturday, July 2		
SKG	SEVEN SEAS MARINER 07:00 - 15:00	RRA	SKG	OVATION OF SEAS 07:00 - 17:00	RRA	SKG	SOLSTICE 07:00 - 18:00	RRA	SKG	SAPPHIRE PRINCESS 06:30 - 20:30	RRF	SKG	DISCOVERY PRINCESS 06:00 - 17:00	RRF	SKG	REGATTA 07:00 - 18:00	RRA	SKG	NORWEGIAN SPIRIT 07:00 - 20:00	RRA
SKG	SILVER SHADOW 07:00 - 16:30	ORE	SKG	RADIANCE OF THE SEA 07:00 - 17:00	RRF	SKG	KONINGSDAM 07:00 - 20:00	ORE	SKG	MILLENNIUM 07:00 - 16:00	ORE	SKG	QUANTUM OF THE SEA 07:00 - 17:00	RRA	SKG	CARNIVAL FREEDOM 07:00 - 20:00	RRF	SKG	GRAND PRINCESS 07:00 - 20:30	RRF
SKG	NORWEGIAN SUN 07:00 - 20:00	BRD	SKG	SILVER MUSE 07:00 - 17:00	ORE	SKG	MAJESTIC PRINCESS 07:00 - 20:30	RRF	SKG	NORWEGIAN ENCORE 07:00 - 20:15	RRA	SKG	DISNEY WONDER 07:00 - 20:15	ORE	SKG	NORWEGIAN JEWEL 08:00 - 20:00	BRD	SKG	ZUIDERDAM 07:00 - 21:00	RRF
SKG	GRAND PRINCESS 07:00 - 20:30	RRF	SKG	CRYSTAL SERENITY 07:00 - 18:00	BRD	SKG	EMERALD PRINCESS 07:00 - 20:30	BRD	SKG	NIEUW AMSTERDAM 07:00 - 21:00	BRD	SKG	NOORDAM 07:00 - 21:00	BRD						
Sunday, July 3			Monday, July 4			Tuesday, July 5			Wednesday, July 6			Thursday, July 7			Friday, July 8			Saturday, July 9		
SKG	SILVER MUSE 07:00 - 16:30	RRA	SKG	SILVER SHADOW 07:00 - 17:00	ORE	SKG	SOLSTICE 07:00 - 18:00	RRA	SKG	RADIANCE OF THE SEA 07:00 - 17:00	ORE	SKG	DISCOVERY PRINCESS 06:00 - 17:00	RRF	SKG	VIKING ORION 06:00 - 16:00	RRA	SKG	CARNIVAL MIRACLE 07:00 - 21:00	RRA
SKG	SEVEN SEAS MARINER 07:00 - 22:00	RRF	SKG	QUEEN ELIZABETH 07:00 - 18:00	BRD	SKG	KONINGSDAM 07:00 - 20:00	ORE	SKG	NORWEGIAN ENCORE 07:00 - 20:15	RRA	SKG	SERENADE OF THE SEA 07:00 - 15:00	RRA	SKG	NORWEGIAN JEWEL 07:00 - 17:00	BRD	SKG	ZUIDERDAM 07:00 - 21:00	RRF
SKG	CRYSTAL SERENITY 08:00 - 18:00	BRD	SKG	MILLENNIUM 07:00 - 20:30	RRF	SKG	SAPPHIRE PRINCESS 07:00 - 20:30	RRF	SKG	MAJESTIC PRINCESS 07:00 - 20:30	RRF	SKG	DISNEY WONDER 07:00 - 20:15	ORE	SKG	CARNIVAL FREEDOM 07:00 - 20:00	RRF				
			SKG	OVATION OF SEAS 10:00 - 20:00	RRA	SKG	EMERALD PRINCESS 07:00 - 20:30	BRD	SKG	NOORDAM 07:00 - 21:00	BRD	SKG	NIEUW AMSTERDAM 07:00 - 21:00	BRD						
Sunday, July 10			Monday, July 11			Tuesday, July 12			Wednesday, July 13			Thursday, July 14			Friday, July 15			Saturday, July 16		
SKG	SEVEN SEAS MARINER 07:00 - 15:00	RRA	SKG	RADIANCE OF THE SEA 07:00 - 17:00	RRF	SKG	SOLSTICE 07:00 - 18:00	RRA	SKG	SAPPHIRE PRINCESS 06:30 - 20:30	RRF	SKG	DISCOVERY PRINCESS 06:00 - 17:00	RRF	SKG	CARNIVAL FREEDOM 07:00 - 20:00	RRF	SKG	QUEEN ELIZABETH 07:00 - 20:00	BRD
SKG	SILVER SHADOW 07:00 - 16:30	ORE	SKG	OVATION OF SEAS 07:00 - 17:00	RRA	SKG	KONINGSDAM 07:00 - 20:00	ORE	SKG	MILLENNIUM 07:00 - 16:00	ORE	SKG	QUANTUM OF THE SEA 07:00 - 17:00	RRA	SKG	NORWEGIAN JEWEL 08:00 - 20:00	RRA	SKG	GRAND PRINCESS 07:00 - 20:30	RRA
SKG	NORWEGIAN SUN 07:00 - 19:00	BRD	SKG	SILVER MUSE 07:00 - 17:00	ORE	SKG	MAJESTIC PRINCESS 07:00 - 20:30	RRF	SKG	NORWEGIAN ENCORE 07:00 - 20:15	RRA	SKG	DISNEY WONDER 07:00 - 20:15	ORE				SKG	ZUIDERDAM 07:00 - 21:00	RRF
SKG	GRAND PRINCESS 07:00 - 20:30	RRF	SKG	CRYSTAL SERENITY 07:00 - 18:00	BRD	SKG	EMERALD PRINCESS 07:00 - 20:30	BRD	SKG	NIEUW AMSTERDAM 07:00 - 21:00	BRD	SKG	NOORDAM 07:00 - 21:00	BRD						
Sunday, July 17			Monday, July 18			Tuesday, July 19			Wednesday, July 20			Thursday, July 21			Friday, July 22			Saturday, July 23		
SKG	SILVER MUSE 07:00 - 16:30	RRA	SKG	SILVER SHADOW 07:00 - 17:00	ORE	SKG	SOLSTICE 07:00 - 18:00	RRA	SKG	RADIANCE OF THE SEA 07:00 - 17:00	ORE	SKG	DISCOVERY PRINCESS 06:00 - 17:00	RRF	SKG	NORWEGIAN JEWEL 07:00 - 17:00	BRD	SKG	ZUIDERDAM 07:00 - 21:00	RRF
SKG	SEVEN SEAS MARINER 07:00 - 22:00	RRF	SKG	MILLENNIUM 07:00 - 20:30	RRF	SKG	KONINGSDAM 07:00 - 20:00	ORE	SKG	NORWEGIAN ENCORE 07:00 - 20:15	RRA	SKG	DISNEY WONDER 07:00 - 20:15	ORE	SKG	NORWEGIAN SPIRIT 07:00 - 20:00	RRA				
			SKG	VIKING ORION 08:00 - 17:00	BRD	SKG	SAPPHIRE PRINCESS 07:00 - 20:30	RRF	SKG	MAJESTIC PRINCESS 07:00 - 20:30	RRF	SKG	NIEUW AMSTERDAM 07:00 - 21:00	BRD	SKG	CARNIVAL FREEDOM 07:00 - 20:00	RRF				
			SKG	OVATION OF SEAS 11:00 - 20:00	RRA	SKG	EMERALD PRINCESS 07:00 - 20:30	BRD	SKG	NOORDAM 07:00 - 21:00	BRD	SKG	QUANTUM OF THE SEA 09:00 - 17:00	RRA						
Sunday, July 24			Monday, July 25			Tuesday, July 26			Wednesday, July 27			Thursday, July 28			Friday, July 29			Saturday, July 30		
SKG	SEVEN SEAS MARINER 07:00 - 15:00	RRA	SKG	SILVER MUSE 07:00 - 17:00	BRD	SKG	SOLSTICE 07:00 - 18:00	RRA	SKG	SAPPHIRE PRINCESS 06:30 - 20:30	RRF	SKG	DISCOVERY PRINCESS 06:00 - 17:00	RRF	SKG	CRYSTAL SERENITY 07:00 - 18:00	ORE	SKG	GRAND PRINCESS 07:00 - 20:30	RRA
SKG	SILVER SHADOW 07:00 - 16:30	BRD	SKG	RADIANCE OF THE SEA 07:00 - 17:00	ORE	SKG	KONINGSDAM 07:00 - 20:00	ORE	SKG	MILLENNIUM 07:00 - 16:00	ORE	SKG	QUANTUM OF THE SEA 07:00 - 17:00	RRA	SKG	CARNIVAL FREEDOM 07:00 - 20:00	RRA	SKG	ZUIDERDAM 07:00 - 21:00	RRF
SKG	GRAND PRINCESS 07:00 - 20:30	RRF	SKG	OVATION OF SEAS 07:00 - 19:00	RRA	SKG	MAJESTIC PRINCESS 07:00 - 20:30	RRF	SKG	NORWEGIAN ENCORE 07:00 - 20:15	RRA	SKG	DISNEY WONDER 07:00 - 20:15	ORE	SKG	CARNIVAL MIRACLE 07:00 - 21:00	RRF				
						SKG	EMERALD PRINCESS 07:00 - 20:30	BRD	SKG	NIEUW AMSTERDAM 07:00 - 21:00	BRD	SKG	NOORDAM 07:00 - 21:00	BRD	SKG	NORWEGIAN JEWEL 08:00 - 20:00	BRD				
Sunday, July 31			Monday, August 1			Tuesday, August 2			Wednesday, August 3			Thursday, August 4			Friday, August 5			Saturday, August 6		
SKG	SILVER MUSE 07:00 - 16:30	RRA	SKG	SILVER SHADOW 07:00 - 17:00	BRD	SKG	SOLSTICE 07:00 - 18:00	RRA	SKG	RADIANCE OF THE SEA 07:00 - 17:00	ORE	SKG	DISCOVERY PRINCESS 06:00 - 17:00	RRF	SKG	CRYSTAL SERENITY 07:00 - 16:00	RRA	SKG	ZUIDERDAM 07:00 - 21:00	RRF
SKG	NORWEGIAN SPIRIT 07:00 - 20:00	BRD	SKG	MILLENNIUM 07:00 - 20:30	RRF	SKG	KONINGSDAM 07:00 - 20:00	ORE	SKG	NORWEGIAN ENCORE 07:00 - 20:15	RRA	SKG	SERENADE OF THE SEA 07:00 - 15:00	RRA	SKG	NORWEGIAN JEWEL 07:00 - 17:00	BRD	SKG	VIKING ORION 08:00 - 18:00	RRA
SKG	SEVEN SEAS MARINER 07:00 - 22:00	RRF	SKG	OVATION OF SEAS 10:00 - 20:00	RRA	SKG	EMERALD PRINCESS 07:00 - 20:30	BRD	SKG	MAJESTIC PRINCESS 07:00 - 20:30	RRF	SKG	NIEUW AMSTERDAM 07:00 - 21:00	BRD	SKG	CARNIVAL FREEDOM 07:00 - 20:00	RRF				
						SKG	SAPPHIRE PRINCESS 07:00 - 20:30	RRF	SKG	NOORDAM 07:00 - 21:00	BRD									
Sunday, August 7			Monday, August 8			Tuesday, August 9			Wednesday, August 10			Thursday, August 11			Friday, August 12			Saturday, August 13		
SKG	SEVEN SEAS MARINER 07:00 - 15:00	RRA	SKG	OVATION OF SEAS 07:00 - 17:00	RRA	SKG	SOLSTICE 07:00 - 18:00	RRA	SKG	SAPPHIRE PRINCESS 06:30 - 20:30	RRF	SKG	DISCOVERY PRINCESS 06:00 - 17:00	RRF	SKG	RUBY PRINCESS 06:00 - 20:30	BRD	SKG	GRAND PRINCESS 07:00 - 20:30	RRA
SKG	SILVER SHADOW 07:00 - 16:30	BRD	SKG	RADIANCE OF THE SEA 07:00 - 17:00	RRF	SKG	KONINGSDAM 07:00 - 20:00	ORE	SKG	MILLENNIUM 07:00 - 16:00	ORE	SKG	QUANTUM OF THE SEA 07:00 - 17:00	RRA	SKG	CARNIVAL FREEDOM 07:00 - 20:00	RRA	SKG	ZUIDERDAM 07:00 - 21:00	RRF
SKG	GRAND PRINCESS 07:00 - 20:30	RRF	SKG	SILVER MUSE 07:00 - 17:00	BRD	SKG	MAJESTIC PRINCESS 07:00 - 20:30	RRF	SKG	NORWEGIAN ENCORE 07:00 - 20:15	RRA	SKG	DISNEY WONDER 07:00 - 20:15	ORE	SKG	CARNIVAL MIRACLE 07:00 - 21:00	RRF				
						SKG	EMERALD PRINCESS 07:00 - 20:30	BRD	SKG	NIEUW AMSTERDAM 07:00 - 21:00	BRD	SKG	NOORDAM 07:00 - 21:00	BRD	SKG	NORWEGIAN JEWEL 08:00 - 20:00	ORE				
Sunday, August 14			Monday, August 15			Tuesday, August 16			Wednesday, August 17			Thursday, August 18			Friday, August 19			Saturday, August 20		
SKG	REGATTA 07:00 - 16:00	RRA	SKG	VIKING ORION 06:00 - 18:00	BRD	SKG	SOLSTICE 07:00 - 18:00	RRA	SKG	RADIANCE OF THE SEA 07:00 - 17:00	ORE	SKG	DISCOVERY PRINCESS 06:00 - 17:00	RRF	SKG	NORWEGIAN JEWEL 07:00 - 17:00	BRD	SKG	ZUIDERDAM 07:00 - 21:00	RRF
SKG	SILVER MUSE 07:00 - 16:30	BRD	SKG	SILVER SHADOW 07:00 - 17:00	ORE	SKG	KONINGSDAM 07:00 - 20:00	ORE	SKG	NORWEGIAN ENCORE 07:00 - 20:15	RRA	SKG	DISNEY WONDER 07:00 - 20:15	ORE	SKG	CARNIVAL FREEDOM 07:00 - 20:00	RRF				
SKG	SEVEN SEAS MARINER 07:00 - 22:00	RRF	SKG	MILLENNIUM 07:00 - 20:30	RRF	SKG	SAPPHIRE PRINCESS 07:00 - 20:30	RRF	SKG	MAJESTIC PRINCESS 07:00 - 20:30	RRF	SKG	NIEUW AMSTERDAM 07:00 - 21:00	BRD	SKG	NORWEGIAN SPIRIT 07:00 - 20:00	RRA				
			SKG	OVATION OF SEAS 11:00 - 20:00	RRA	SKG	EMERALD PRINCESS 07:00 - 20:30	BRD	SKG	NOORDAM 07:00 - 21:00	BRD	SKG	QUANTUM OF THE SEA 09:00 - 17:00	RRA							
Sunday, August 21			Monday, August 22			Tuesday, August 23			Wednesday, August 24			Thursday, August 25			Friday, August 26			Saturday, August 27		
SKG	SEVEN SEAS MARINER 07:00 - 15:00	RRA	SKG	RUBY PRINCESS 06:00 - 20:30	RRF	SKG	SOLSTICE 07:00 - 18:00	RRA	SKG	SAPPHIRE PRINCESS 06:30 - 20:30	RRF	SKG	DISCOVERY PRINCESS 06:00 - 17:00	RRF	SKG	CARNIVAL FREEDOM 07:00 - 20:00	RRA	SKG	GRAND PRINCESS 07:00 - 20:30	RRF
SKG	SILVER SHADOW 07:00 - 16:30	BRD	SKG	SILVER MUSE 07:00 - 17:00	BRD	SKG	KONINGSDAM 07:00 - 20:00	ORE	SKG	MILLENNIUM 07:00 - 16:00	ORE	SKG	QUANTUM OF THE SEA 07:00 - 17:00	RRA	SKG	CARNIVAL MIRACLE 07:00 - 21:00	RRF	SKG	ZUIDERDAM 07:00 - 21:00	BRD
SKG	GRAND PRINCESS 07:00 - 20:30	RRF	SKG	RADIANCE OF THE SEA 07:00 - 17:00	ORE	SKG	MAJESTIC PRINCESS 07:00 - 20:30	RRF	SKG	NORWEGIAN ENCORE 07:00 - 20:15	RRA	SKG	DISNEY WONDER 07:00 - 20:15	ORE	SKG	NORWEGIAN JEWEL 08:00 - 20:00	BRD	SKG	VIKING ORION 08:00 - 18:00	RRA
			SKG	OVATION OF SEAS 07:00 - 19:00	RRA	SKG	EMERALD PRINCESS 07:00 - 20:30	BRD	SKG	NIEUW AMSTERDAM 07:00 - 21:00	BRD	SKG	NOORDAM 07:00 - 21:00	BRD							

Sunday, August 28	Monday, August 29	Tuesday, August 30	Wednesday, August 31	Thursday, September 1	Friday, September 2	Saturday, September 3
SKG SILVER MUSE 07:00 - 16:30 BRD	SKG SILVER SHADOW 07:00 - 17:00 ORE	SKG SOLSTICE 07:00 - 18:00 RRA	SKG RADIANCE OF THE SEA 07:00 - 17:00 ORE	SKG DISCOVERY PRINCESS 06:00 - 17:00 RRA	SKG NORWEGIAN JEWEL 07:00 - 17:00 RRA	SKG ZUIDERDAM 07:00 - 21:00 RRF
SKG NORWEGIAN SUN 07:00 - 20:00 RRA	SKG NORWEGIAN SPIRIT 07:00 - 20:00 BRD	SKG KONINGSDAM 07:00 - 20:00 ORE	SKG NORWEGIAN ENCORE 07:00 - 20:15 RRA	SKG SERENADE OF THE SEA 07:00 - 15:00 ORE	SKG CARNIVAL FREEDOM 07:00 - 20:00 RRF	
SKG SEVEN SEAS MARINER 07:00 - 22:00 RRF	SKG MILLENNIUM 07:00 - 20:30 RRF	SKG SAPPHIRE PRINCESS 07:00 - 20:30 RRF	SKG MAJESTIC PRINCESS 07:00 - 20:30 RRF	SKG DISNEY WONDER 07:00 - 20:15 BRD		
	SKG OVATION OF SEAS 10:00 - 20:00 RRA	SKG EMERALD PRINCESS 07:00 - 20:30 BRD	SKG NOORDAM 07:00 - 21:00 BRD	SKG NIEUW AMSTERDAM 07:00 - 21:00 RRF		
Sunday, September 4	Monday, September 5	Tuesday, September 6	Wednesday, September 7	Thursday, September 8	Friday, September 9	Saturday, September 10
SKG SEVEN SEAS MARINER 07:00 - 15:00 RRA	SKG VIKING ORION 06:00 - 16:00 ORE	SKG SOLSTICE 07:00 - 18:00 RRA	SKG SAPPHIRE PRINCESS 06:30 - 20:30 RRF	SKG DISCOVERY PRINCESS 06:00 - 17:00 RRF	SKG CARNIVAL FREEDOM 07:00 - 20:00 RRA	SKG GRAND PRINCESS 07:00 - 20:30 RRA
SKG SILVER SHADOW 07:00 - 16:30 BRD	SKG SILVER MUSE 07:00 - 17:00 BRD	SKG KONINGSDAM 07:00 - 20:00 ORE	SKG MILLENNIUM 07:00 - 16:00 ORE	SKG QUANTUM OF THE SEA 07:00 - 17:00 RRA	SKG CARNIVAL MIRACLE 07:00 - 21:00 RRF	SKG ZUIDERDAM 07:00 - 21:00 RRF
SKG GRAND PRINCESS 07:00 - 20:30 RRF	SKG OVATION OF SEAS 07:00 - 17:00 RRA	SKG MAJESTIC PRINCESS 07:00 - 20:30 RRF	SKG NORWEGIAN ENCORE 07:00 - 20:15 RRA	SKG DISNEY WONDER 07:00 - 20:15 ORE	SKG NORWEGIAN JEWEL 08:00 - 20:00 BRD	
	SKG RADIANCE OF THE SEA 07:00 - 17:00 RRF	SKG EMERALD PRINCESS 07:00 - 20:30 BRD	SKG NIEUW AMSTERDAM 07:00 - 21:00 BRD	SKG NOORDAM 07:00 - 21:00 BRD		
Sunday, September 11	Monday, September 12	Tuesday, September 13	Wednesday, September 14	Thursday, September 15	Friday, September 16	Saturday, September 17
SKG NORWEGIAN SUN 07:00 - 20:00 RRA	SKG SILVER SHADOW 07:00 - 17:00 BRD	SKG SOLSTICE 07:00 - 18:00 RRA	SKG RADIANCE OF THE SEA 07:00 - 17:00 ORE	SKG DISCOVERY PRINCESS 06:00 - 17:00 RRF	SKG VIKING ORION 06:00 - 18:00 BRD	SKG GRAND PRINCESS 06:00 - 20:30 RRA
SKG SEVEN SEAS MARINER 07:00 - 22:00 RRF	SKG OVATION OF SEAS 07:00 - 19:00 RRA	SKG KONINGSDAM 07:00 - 20:00 ORE	SKG NORWEGIAN ENCORE 07:00 - 20:15 RRA	SKG DISNEY WONDER 07:00 - 20:15 BRD	SKG NORWEGIAN JEWEL 07:00 - 17:00 ORE	SKG ZUIDERDAM 07:00 - 21:00 RRF
	SKG MILLENNIUM 07:00 - 20:30 RRF	SKG EMERALD PRINCESS 07:00 - 20:30 BRD	SKG MAJESTIC PRINCESS 07:00 - 20:30 RRF	SKG NORWEGIAN SPIRIT 08:00 - 19:00 ORE	SKG ECLIPSE 07:00 - 19:00 RRA	
		SKG SAPPHIRE PRINCESS 07:00 - 20:30 RRF	SKG NOORDAM 07:00 - 21:00 BRD	SKG QUANTUM OF THE SEA 09:00 - 17:00 RRA	SKG CARNIVAL FREEDOM 07:00 - 20:00 RRF	
Sunday, September 18	Monday, September 19	Tuesday, September 20	Wednesday, September 21	Thursday, September 22	Friday, September 23	Saturday, September 24
SKG SEVEN SEAS MARINER 07:00 - 15:00 RRF	SKG RADIANCE OF THE SEA 07:00 - 17:00 RRF	SKG OVATION OF SEAS 07:00 - 18:00 RRA	SKG SAPPHIRE PRINCESS 06:00 - 20:30 RRF	SKG DISCOVERY PRINCESS 06:00 - 20:30 RRF		SKG NORWEGIAN JEWEL 07:00 - 16:00 RRA
		SKG KONINGSDAM 07:00 - 20:00 ORE	SKG NORWEGIAN ENCORE 07:00 - 20:15 RRA	SKG QUANTUM OF THE SEA 07:00 - 17:00 RRA		SKG ZUIDERDAM 07:00 - 21:00 RRF
		SKG NIEUW AMSTERDAM 07:00 - 20:30 RRF				
		SKG EMERALD PRINCESS 07:00 - 20:30 BRD				
Sunday, September 25	Monday, September 26	Tuesday, September 27	Wednesday, September 28	Thursday, September 29	Friday, September 30	Saturday, October 1
	SKG OVATION OF SEAS 07:00 - 19:00 RRA	SKG NOORDAM 07:00 - 16:00 BRD	SKG NORWEGIAN ENCORE 07:00 - 20:15 RRA		SKG NORWEGIAN JEWEL 07:00 - 17:00 RRF	
		SKG KONINGSDAM 07:00 - 20:00 RRA	SKG NIEUW AMSTERDAM 07:00 - 21:00 RRF			
		SKG NORWEGIAN BLISS 07:00 - 20:15 RRF				
Sunday, October 2	Monday, October 3	Tuesday, October 4	Wednesday, October 5	Thursday, October 6	Friday, October 7	Saturday, October 8
		SKG KONINGSDAM 07:00 - 20:00 ORE	SKG NORWEGIAN ENCORE 07:00 - 20:15 RRA	SKG NORWEGIAN JEWEL 07:00 - 19:00 RRF		SKG NORWEGIAN SPIRIT 07:00 - 20:00 RRF
		SKG NORWEGIAN BLISS 07:00 - 20:15 RRA				
		SKG EURODAM 07:00 - 21:00 RRF				
Sunday, October 9	Monday, October 10	Tuesday, October 11	Wednesday, October 12	Thursday, October 13	Friday, October 14	Saturday, October 15
		SKG NORWEGIAN BLISS 07:00 - 20:15 RRA	SKG NORWEGIAN ENCORE 07:00 - 20:15 RRA			
Sunday, October 16	Monday, October 17	Tuesday, October 18	Wednesday, October 19	Thursday, October 20	Friday, October 21	Saturday, October 22
		SKG NORWEGIAN BLISS 07:00 - 20:15 RRA	SKG NORWEGIAN ENCORE 07:00 - 20:15 RRA			

EXHIBIT Q
PLACEHOLDER

Video of Board's Skagway public Zoom meeting held on December 27, 2021, to be provided on a USB drive.