

**IN THE UNITED STATES DISTRICT COURT
 FOR THE NORTHERN DISTRICT OF ALABAMA
 SOUTHERN DIVISION**

BOBBY SINGLETON, <i>et al.</i>,)	
)	
Plaintiffs,)	
)	
WES ALLEN, <i>et al.</i>)	No.: 2:21-cv-01291-AMM
)	
Defendants.)	
)	

SINGLETON PLAINTIFFS’ AMENDED EXHIBIT LIST

Pursuant to the Court’s August 5, 2023 Order, *Singleton* Plaintiffs identify the following exhibits they plan to use during the remedial and preliminary injunction hearings:

Ex. No.	Description
1	1992 Plan Map
2	2001 Plan Map
3	2011 Plan Map
4	2021 Plan Map
5	2023 Plan Maps and Demographics
6	Singleton Plan Maps and Demographics
7	Smitherman Plan Maps and Demographics
8	Caster/Milligan Remedial Plan Maps and Demographics
9	Precinct-level Detail Map of the Southern Border of the 2023 Plan CD7 in Jefferson County
10	Precinct-level Detail Map of the Northern Border of the 2023 Plan CD7 in Jefferson County

Ex. No.	Description
11	Caster/Milligan Letter to Legislative Committee on Reapportionment and Dorman Walker dated June 26, 2023
12	Caster/Milligan Letter to Dorman Walker dated July 11, 2023
13	Jim Blacksher Letter to Dorman Walker dated July 12, 2023
14	Steve Marshall Letter to Dorman Walker dated July 13, 2023
15	Caster/Milligan Letter to Dorman Walker dated July 17, 2023
16	Summary of Prior Election Results Submitted by Senator Smitherman at the Special Session
17	Article from al.com – Disqualified Jefferson County Judicial Candidate Still Gets Most Votes (November 7, 2018)
18	Andrews Voter Registration Information from Secretary of State
19	Singleton Voter Registration Information from Secretary of State
20	Slay Voter Registration Information from Secretary of State
21	Smitherman Voter Registration Information from Secretary of State
22	Walker Voter Registration Information from Secretary of State
23	CLC Map 1 from Legislature Website
24	2012 Certified Election Results (Statewide Offices Only)
25	2014 Certified Election Results (Statewide Offices Only)
26	2016 Certified Election Results (Statewide Offices Only)
27	2017 Certified Election Results (Statewide Offices Only)
28	2018 Certified Election Results (Statewide Offices Only)
29	2020 Certified Election Results (Statewide Offices Only)
30	2022 Certified Election Results (Statewide Offices Only)
31	2018 Certified Election Results for Shelby County
32	2020 Certified Election Results for Shelby County
33	2022 Certified Election Results for Shelby County
34	Defendants' Responses and Objections to <i>Singleton</i> Plaintiffs' First Requests for Admissions

Ex. No.	Description
35	Trial Deposition of Leonette Slay with Exhibits taken August 10, 2023

The parties have not had an opportunity to discuss stipulating to the admissibility of exhibits, but the *Singleton* Plaintiffs intend to resolve as many issues of admissibility as possible before the hearing begins.

Dated: August 10, 2023

Respectfully submitted,

/s/ Henry C. Quillen

Henry C. Quillen
 (admitted *pro hac vice*)
 WHATLEY KALLAS, LLP
 159 Middle Street, Suite 2C
 Portsmouth, NH 03801
 Tel: (603) 294-1591
 Fax: (800) 922-4851
 Email: hquillen@whatleykallas.com

Joe R. Whatley, Jr.
 W. Tucker Brown
 WHATLEY KALLAS, LLP
 2001 Park Place North
 1000 Park Place Tower
 Birmingham, AL 35203
 Tel: (205) 488-1200
 Fax: (800) 922-4851
 Email: jwhatley@whatleykallas.com
tbrown@whatleykallas.com

/s/ James Uriah Blacksher

James Uriah Blacksher
 825 Linwood Road
 Birmingham, AL 35222
 Tel: (205) 612-3752
 Fax: (866) 845-4395

Email: jublacksher@gmail.com

Myron Cordell Penn
PENN & SEABORN, LLC
1971 Berry Chase Place
Montgomery, AL 36117
Tel: (334) 219-9771
Email: myronpenn28@hotmail.com

Diandra “Fu” Debrosse Zimmermann
Eli Hare
DICELLO LEVITT GUTZLER
420 20th Street North, Suite 2525
Birmingham, AL 35203
Tel.: (205) 855.5700
Email: fu@dicellolevitt.com
ehare@dicellolevitt.com

U.W. Clemon
U.W. Clemon, LLC
Renasant Bank Building
2001 Park Place North, Tenth Floor
Birmingham, AL 35203
Tel.: (205) 506-4524
Fax: (205) 538-5500
Email: uwclemon1@gmail.com

Edward Still
2501 Cobblestone Way
Birmingham, AL 35226
Tel: (205) 335-9652
Fax: (205) 320-2882
Email: edwardstill@gmail.com

Counsel for Singleton Plaintiffs

Exhibit 31


ELECTION HELD ON 6TH DAY OF NOVEMBER, 2018

SHELBY COUNTY, ALABAMA

We, the undersigned, constituting the Canvassing Board of the above county aforesaid hereby certify that the foregoing is a correct return of the votes cast for and against the candidates and/or questions in the above Election which were voted on at the election on the day and date first above set out.

Dated this 16th day of November, 2018


CANVASSING BOARD




JOHN SAMANIEGO, SHERIFF




KIMBERLY MELTON, CANVASSING BOARD MEMBER




REGINALD N. HOLLOWAY, CANVASSING BOARD MEMBER



CAROL MOORE



KEM BRYANT



CAROLE MARKS

NAME HEADING CANVASS

GENERAL ELECTION
SHELBY COUNTY, ALABAMA
NOVEMBER 6, 2018

OFFICIAL REPORT

RUN DATE:11/14/18 10:38 AM

REPORT-EL111

PAGE 0001

WITH 45 OF 45 PRECINCTS REPORTING

R V T
E O O
G T T
I E A B C T V T T
S R L A A O O U O
T S L S T T R T
E L T A E N A
R O L R O L
E T U
D S T

	-----	-----	-----
0001 DUNNAVANT COMM. CTR.	577	358	62.05
0002 VANDIVER-STERETT SR. CTR.	1017	553	54.38
0003 TURNER HOLLIS LEGION #195	453	248	54.75
0004 VINCENT REVIVAL CTR.	1719	904	52.59
0005 HARPERSVILLE TOWN HALL	1364	706	51.76
0006 NEW LIFE ASSEMBLY OF GOD	3873	2140	55.25
0007 CHELSEA CHURCH OF GOD	3859	2219	57.50
0008 NORTH SHELBY BAPTIST	3117	1696	54.41
0009 ASBURY UNITED METHODIST	3997	2273	56.87
0010 BLACKWATCH SPORTS	5705	3176	55.67
0011 SHOAL CREEK TOWN HALL	2158	1244	57.65
0012 GREYSTONE FARMS CLUBHOUSE	1117	689	61.68
0013 HOOVER FIRE STATION #8	1806	1054	58.36
0014 THE CHURCH AT BROOKHILLS	6357	3429	53.94
0015 MEADOWBROOK BAPTIST	5115	2571	50.26
0016 NEW HOPE CUMBERLAND PRSBY	2535	1563	61.66
0017 1ST CHRISTIAN CHURCH	4416	2276	51.54
0018 VALLEYDALE BAPTIST	6094	3763	61.75
0019 RIVERCHASE CHURCH CHRIST	4567	2656	58.16
0020 PELHAM CIVIC COMPLEX	7376	4244	57.54
0021 HELENA COMMUNITY CENTER	11054	6112	55.29
0022 SOUTHCREST BAPTIST CHURCH	3352	1971	58.80
0023 CHURCH OF JESUS CHRIST	4438	2390	53.85
0024 RESTORE-1ST UNITED METHOD	7084	3517	49.65
0025 ALABASTER LIBERTY BAPTIST	1529	693	45.32
0026 EVANGEL PRESBY. CHURCH	5367	3029	56.44
0027 1ST PRESBYTERIAN CHURCH	4541	2469	54.37
0028 CHELSEA COMMUNITY CENTER	2182	1230	56.37
0029 PELHAM PARK & REC.	6737	3623	53.78
0030 STEWART STUDENT RETREAT	2733	1372	50.20
0031 PEA RIDGE COMMUNITY CTR.	556	274	49.28
0032 RIVERCHASE BAPTIST	2643	1621	61.33
0033 MONTEVALLO PARKS & REC.	2312	1067	46.15
0034 ROY DOWNS MEMORIAL LIBRAR	5452	2687	49.28
0035 CONCORD BAPTIST CHURCH	5729	2964	51.74
0036 CAMP BRANCH CIVIC CENTER	1283	788	61.42
0037 COLUMBIANA REC. BUILDING	3868	1910	49.38
0038 FOURMILE VOL. FIRE/RESCUE	1104	644	58.33
0039 WILSONVILLE UN. METHODIST	2064	1143	55.38
0040 SHELBY IRON WORKS PARK	1429	735	51.43
0041 BAY SPRINGS BAPTIST	1212	603	49.75
0042 CHRIST UNITED METHODIST	1931	1214	62.87
0043 FAITH PRESBYTERIAN CHURCH	3165	1883	59.49
0044 ABSENTEE	0	2389	
0045 PROVISIONAL	0	213	
CANDIDATE TOTALS	148987	84303	56.58

NAME HEADING CANVASS

GENERAL ELECTION
SHELBY COUNTY, ALABAMA
NOVEMBER 6, 2018

OFFICIAL REPORT

RUN DATE:11/14/18 10:38 AM

REPORT-EL111

PAGE 0002

STRAIGHT PARTY VOTING

WITH 45 OF 45 PRECINCTS REPORTING

ADP ARP
LEA LEA
AMR APR
BOT BUT
ACY ABY
MR ML OV UV
AA AI VO NO
T C ET DT
I A RE EE
C N S RS
(DEM) (REP)

	(DEM)	(REP)	S	RS
0001 DUNNAVANT COMM. CTR.	11	261	2	84
0002 VANDIVER-STERETT SR. CTR.	38	376	1	138
0003 TURNER HOLLIS LEGION #195	36	153	0	59
0004 VINCENT REVIVAL CTR.	234	462	0	208
0005 HARPERSVILLE TOWN HALL	201	354	0	151
0006 NEW LIFE ASSEMBLY OF GOD	210	1225	1	704
0007 CHELSEA CHURCH OF GOD	217	1320	0	682
0008 NORTH SHELBY BAPTIST	265	870	0	561
0009 ASBURY UNITED METHODIST	285	1098	0	890
0010 BLACKWATCH SPORTS	430	1653	1	1092
0011 SHOAL CREEK TOWN HALL	149	691	0	404
0012 GREYSTONE FARMS CLUBHOUSE	67	371	0	251
0013 HOOVER FIRE STATION #8	164	539	0	351
0014 THE CHURCH AT BROOKHILLS	491	1767	2	1169
0015 MEADOWBROOK BAPTIST	498	1081	2	990
0016 NEW HOPE CUMBERLAND PRSBY	140	874	0	549
0017 1ST CHRISTIAN CHURCH	381	1023	2	870
0018 VALLEYDALE BAPTIST	421	1846	0	1496
0019 RIVERCHASE CHURCH CHRIST	492	1106	0	1058
0020 PELHAM CIVIC COMPLEX	624	2045	1	1574
0021 HELENA COMMUNITY CENTER	994	2858	1	2259
0022 SOUTHCREST BAPTIST CHURCH	256	998	0	717
0023 CHURCH OF JESUS CHRIST	418	1152	0	820
0024 RESTORE-1ST UNITED METHOD	631	1667	0	1219
0025 ALABASTER LIBERTY BAPTIST	351	165	1	176
0026 EVANGEL PRESBY. CHURCH	507	1455	1	1066
0027 1ST PRESBYTERIAN CHURCH	402	1235	0	832
0028 CHELSEA COMMUNITY CENTER	108	790	1	331
0029 PELHAM PARK & REC.	827	1360	1	1435
0030 STEWART STUDENT RETREAT	396	466	0	510
0031 PEA RIDGE COMMUNITY CTR.	14	170	0	90
0032 RIVERCHASE BAPTIST	269	716	0	636
0033 MONTEVALLO PARKS & REC.	407	365	1	294
0034 ROY DOWNS MEMORIAL LIBRAR	732	1139	0	816
0035 CONCORD BAPTIST CHURCH	750	1203	1	1010
0036 CAMP BRANCH CIVIC CENTER	66	484	0	238
0037 COLUMBIANA REC. BUILDING	275	1077	1	557
0038 FOURMILE VOL. FIRE/RESCUE	23	450	0	171
0039 WILSONVILLE UN. METHODIST	94	747	1	301
0040 SHELBY IRON WORKS PARK	65	513	0	157
0041 BAY SPRINGS BAPTIST	32	402	0	169
0042 CHRIST UNITED METHODIST	148	608	0	458
0043 FAITH PRESBYTERIAN CHURCH	174	1006	1	702
0044 ABSENTEE	350	1299	2	738
0045 PROVISIONAL	55	100	0	58

NAME HEADING CANVASS

GENERAL ELECTION
SHELBY COUNTY, ALABAMA
NOVEMBER 6, 2018

OFFICIAL REPORT

RUN DATE:11/14/18 10:38 AM

REPORT-EL111 PAGE 0003

STRAIGHT PARTY VOTING

WITH 45 OF 45 PRECINCTS REPORTING

ADP ARP
LEA LEA
AMR APR
BOT BUT
ACY ABY
MR ML OV UV
AA AI VO NO
T C ET DT
I A RE EE
C N S RS

(CONTINUED FROM PREVIOUS PAGE)

CANDIDATE TOTALS	13698	41540	24	29041
CANDIDATE PERCENT	24.79	75.20		

GOVERNOR

WITH 45 OF 45 PRECINCTS REPORTING

WM
AA LD KI T OV UV
TD AV E VO NO
O YE I ET DT
X Y N RE EE
(DEM) (REP) (NON) S RS

	(DEM)	(REP)	(NON)	S	RS
0001 DUNNAVANT COMM. CTR.	44	313	0	1	0
0002 VANDIVER-STERETT SR. CTR.	74	478	1	0	0
0003 TURNER HOLLIS LEGION #195	60	188	0	0	0
0004 VINCENT REVIVAL CTR.	295	605	1	0	3
0005 HARPERSVILLE TOWN HALL	259	444	1	0	2
0006 NEW LIFE ASSEMBLY OF GOD	466	1664	1	0	9
0007 CHELSEA CHURCH OF GOD	490	1720	3	0	6
0008 NORTH SHELBY BAPTIST	517	1171	3	1	4
0009 ASBURY UNITED METHODIST	664	1595	6	0	8
0010 BLACKWATCH SPORTS	863	2298	6	0	9
0011 SHOAL CREEK TOWN HALL	312	929	2	0	1
0012 GREYSTONE FARMS CLUBHOUSE	187	501	0	0	1
0013 HOOVER FIRE STATION #8	310	742	0	0	2
0014 THE CHURCH AT BROOKHILLS	1020	2387	6	2	14
0015 MEADOWBROOK BAPTIST	1038	1518	8	0	7
0016 NEW HOPE CUMBERLAND PRSBY	374	1180	3	0	6
0017 1ST CHRISTIAN CHURCH	849	1418	3	1	5
0018 VALLEYDALE BAPTIST	1088	2655	9	0	11
0019 RIVERCHASE CHURCH CHRIST	1058	1585	6	1	6
0020 PELHAM CIVIC COMPLEX	1320	2900	8	1	15
0021 HELENA COMMUNITY CENTER	2032	4049	4	3	24
0022 SOUTHCREST BAPTIST CHURCH	546	1413	2	1	9
0023 CHURCH OF JESUS CHRIST	809	1574	3	0	4
0024 RESTORE-1ST UNITED METHOD	1214	2283	4	1	15
0025 ALABASTER LIBERTY BAPTIST	445	243	2	1	2
0026 EVANGEL PRESBY. CHURCH	1028	1990	6	2	3
0027 1ST PRESBYTERIAN CHURCH	774	1685	2	1	7
0028 CHELSEA COMMUNITY CENTER	215	1010	1	1	3
0029 PELHAM PARK & REC.	1605	1995	8	2	13
0030 STEWART STUDENT RETREAT	669	693	4	1	5
0031 PEA RIDGE COMMUNITY CTR.	40	234	0	0	0
0032 RIVERCHASE BAPTIST	616	1002	1	0	2

NAME HEADING CANVASS

GENERAL ELECTION
SHELBY COUNTY, ALABAMA
NOVEMBER 6, 2018

OFFICIAL REPORT

RUN DATE:11/14/18 10:38 AM

REPORT-EL111

PAGE 0004

GOVERNOR

WITH 45 OF 45 PRECINCTS REPORTING

	W M A A L D T D O X (DEM)	R I T K I A V Y E Y (REP)	E - I N (NON)	O V V O E T R E S	U V N O D T E E R S
(CONTINUED FROM PREVIOUS PAGE)					
0033 MONTEVALLO PARKS & REC.	538	527	1	0	1
0034 ROY DOWNS MEMORIAL LIBRAR	1122	1558	3	3	1
0035 CONCORD BAPTIST CHURCH	1300	1655	2	1	6
0036 CAMP BRANCH CIVIC CENTER	149	636	1	0	2
0037 COLUMBIANA REC. BUILDING	468	1429	3	1	9
0038 FOURMILE VOL. FIRE/RESCUE	73	571	0	0	0
0039 WILSONVILLE UN. METHODIST	170	965	5	0	3
0040 SHELBY IRON WORKS PARK	105	627	1	0	2
0041 BAY SPRINGS BAPTIST	90	511	1	0	1
0042 CHRIST UNITED METHODIST	360	851	0	0	3
0043 FAITH PRESBYTERIAN CHURCH	482	1392	2	0	7
0044 ABSENTEE	708	1674	2	1	4
0045 PROVISIONAL	82	131	0	0	0
CANDIDATE TOTALS	26928	56989	125	26	235
CANDIDATE PERCENT	32.04	67.81	.14		

LIEUTENANT GOVERNOR

WITH 45 OF 45 PRECINCTS REPORTING

	W A I I L N L S W B I O L D (DEM)	W R I T O R H (REP)	E - I N (NON)	O V V O E T R E S	U V N O D T E E R S
0001 DUNNAVANT COMM. CTR.	34	320	0	1	3
0002 VANDIVER-STERETT SR. CTR.	59	491	0	0	3
0003 TURNER HOLLIS LEGION #195	55	192	0	0	1
0004 VINCENT REVIVAL CTR.	292	604	1	1	6
0005 HARPERSVILLE TOWN HALL	249	454	0	1	2
0006 NEW LIFE ASSEMBLY OF GOD	390	1733	0	0	17
0007 CHELSEA CHURCH OF GOD	405	1799	2	0	13
0008 NORTH SHELBY BAPTIST	460	1225	0	0	11
0009 ASBURY UNITED METHODIST	542	1703	5	1	22
0010 BLACKWATCH SPORTS	742	2408	2	1	23
0011 SHOAL CREEK TOWN HALL	262	973	1	0	8
0012 GREYSTONE FARMS CLUBHOUSE	143	538	0	0	8
0013 HOOVER FIRE STATION #8	262	785	0	0	7
0014 THE CHURCH AT BROOKHILLS	872	2524	1	2	30
0015 MEADOWBROOK BAPTIST	910	1634	2	1	24
0016 NEW HOPE CUMBERLAND PRSBY	313	1233	1	0	16
0017 1ST CHRISTIAN CHURCH	718	1535	2	1	20
0018 VALLEYDALE BAPTIST	854	2868	3	0	38
0019 RIVERCHASE CHURCH CHRIST	925	1702	2	0	27
0020 PELHAM CIVIC COMPLEX	1141	3067	3	2	31

NAME HEADING CANVASS

GENERAL ELECTION
SHELBY COUNTY, ALABAMA
NOVEMBER 6, 2018

OFFICIAL REPORT

RUN DATE:11/14/18 10:38 AM

REPORT-EL111

PAGE 0005

LIEUTENANT GOVERNOR

WITH 45 OF 45 PRECINCTS REPORTING

	W I L L S	A I N R	W R I	O V O V O	U V N O D T
	W B I O L Y L D (DEM)	O R T H (REP)	T E I N (NON)	E V O V O E T R E S	U V N O D T E E R S
(CONTINUED FROM PREVIOUS PAGE)					
0021 HELENA COMMUNITY CENTER	1802	4248	2	0	60
0022 SOUTHCREST BAPTIST CHURCH	473	1483	0	0	15
0023 CHURCH OF JESUS CHRIST	729	1646	3	0	12
0024 RESTORE-1ST UNITED METHOD	1110	2377	1	3	26
0025 ALABASTER LIBERTY BAPTIST	453	235	0	0	5
0026 EVANGEL PRESBY. CHURCH	935	2064	2	3	25
0027 1ST PRESBYTERIAN CHURCH	706	1750	0	2	11
0028 CHELSEA COMMUNITY CENTER	186	1033	1	1	9
0029 PELHAM PARK & REC.	1478	2116	3	0	26
0030 STEWART STUDENT RETREAT	650	700	1	0	21
0031 PEA RIDGE COMMUNITY CTR.	31	241	0	0	2
0032 RIVERCHASE BAPTIST	524	1078	1	0	18
0033 MONTEVALLO PARKS & REC.	541	517	1	1	7
0034 ROY DOWNS MEMORIAL LIBRAR	1090	1585	3	0	9
0035 CONCORD BAPTIST CHURCH	1210	1739	4	0	11
0036 CAMP BRANCH CIVIC CENTER	125	659	0	0	4
0037 COLUMBIANA REC. BUILDING	414	1478	0	0	18
0038 FOURMILE VOL. FIRE/RESCUE	51	588	1	0	4
0039 WILSONVILLE UN. METHODIST	150	990	0	0	3
0040 SHELBY IRON WORKS PARK	93	641	0	0	1
0041 BAY SPRINGS BAPTIST	62	537	0	0	4
0042 CHRIST UNITED METHODIST	293	904	1	0	16
0043 FAITH PRESBYTERIAN CHURCH	394	1466	1	0	22
0044 ABSENTEE	656	1717	3	1	12
0045 PROVISIONAL	75	137	0	1	0
CANDIDATE TOTALS	23859	59717	53	23	651
CANDIDATE PERCENT	28.52	71.40	.06		

UNITED STATES REPRESENTATIVE, 6TH CONGRESSIONAL DISTRICT

WITH 45 OF 45 PRECINCTS REPORTING

	D K A L N N E E R (DEM)	G P A A R L Y M E R (REP)	W R I T E I N (NON)	O V O V O E T R E S	U V N O D T E E R S
0001 DUNNAVANT COMM. CTR.	32	322	0	1	3
0002 VANDIVER-STERETT SR. CTR.	57	496	0	0	0
0003 TURNER HOLLIS LEGION #195	57	189	0	0	2
0004 VINCENT REVIVAL CTR.	289	606	1	0	8
0005 HARPERSVILLE TOWN HALL	245	457	0	0	4
0006 NEW LIFE ASSEMBLY OF GOD	385	1739	0	0	16
0007 CHELSEA CHURCH OF GOD	393	1811	1	0	14
0008 NORTH SHELBY BAPTIST	446	1241	0	0	9

NAME HEADING CANVASS

GENERAL ELECTION
SHELBY COUNTY, ALABAMA
NOVEMBER 6, 2018

OFFICIAL REPORT

RUN DATE:11/14/18 10:38 AM

REPORT-EL111

PAGE 0006

UNITED STATES REPRESENTATIVE, 6TH CONGRESSIONAL DISTRICT

WITH 45 OF 45 PRECINCTS REPORTING

	D K A L N I N N E E R	G P A A R L Y M E	W R I T E - I N (NON)	O V V O E T R E S	U V N O D T E E R S
(CONTINUED FROM PREVIOUS PAGE)					
0009 ASBURY UNITED METHODIST	532	1716	3	0	22
0010 BLACKWATCH SPORTS	726	2431	1	0	18
0011 SHOAL CREEK TOWN HALL	251	987	2	0	4
0012 GREYSTONE FARMS CLUBHOUSE	135	546	0	0	8
0013 HOOVER FIRE STATION #8	254	795	0	0	5
0014 THE CHURCH AT BROOKHILLS	840	2553	4	2	30
0015 MEADOWBROOK BAPTIST	893	1651	2	0	25
0016 NEW HOPE CUMBERLAND PRSBY	299	1252	0	0	12
0017 1ST CHRISTIAN CHURCH	711	1548	0	1	16
0018 VALLEYDALE BAPTIST	829	2898	1	0	35
0019 RIVERCHASE CHURCH CHRIST	909	1720	2	0	25
0020 PELHAM CIVIC COMPLEX	1117	3095	3	0	29
0021 HELENA COMMUNITY CENTER	1761	4289	4	0	58
0022 SOUTHCREST BAPTIST CHURCH	463	1490	0	0	18
0023 CHURCH OF JESUS CHRIST	713	1658	1	0	18
0024 RESTORE-1ST UNITED METHOD	1082	2402	2	2	29
0025 ALABASTER LIBERTY BAPTIST	448	239	1	0	5
0026 EVANGEL PRESBY. CHURCH	905	2101	1	2	20
0027 1ST PRESBYTERIAN CHURCH	688	1771	1	1	8
0028 CHELSEA COMMUNITY CENTER	184	1039	1	1	5
0029 PELHAM PARK & REC.	1438	2159	1	0	25
0030 STEWART STUDENT RETREAT	645	706	2	0	19
0031 PEA RIDGE COMMUNITY CTR.	28	245	0	0	1
0032 RIVERCHASE BAPTIST	511	1099	0	0	11
0033 MONTEVALLO PARKS & REC.	539	521	1	0	6
0034 ROY DOWNS MEMORIAL LIBRAR	1064	1608	1	2	12
0035 CONCORD BAPTIST CHURCH	1188	1753	3	0	20
0036 CAMP BRANCH CIVIC CENTER	119	662	1	0	6
0037 COLUMBIANA REC. BUILDING	402	1480	1	1	26
0038 FOURMILE VOL. FIRE/RESCUE	46	592	0	0	6
0039 WILSONVILLE UN. METHODIST	145	995	0	0	3
0040 SHELBY IRON WORKS PARK	89	641	0	0	5
0041 BAY SPRINGS BAPTIST	56	541	0	0	6
0042 CHRIST UNITED METHODIST	291	916	0	0	7
0043 FAITH PRESBYTERIAN CHURCH	373	1491	3	0	16
0044 ABSENTEE	639	1737	3	1	9
0045 PROVISIONAL	72	140	1	0	0
CANDIDATE TOTALS	23289	60328	48	14	624
CANDIDATE PERCENT	27.83	72.10	.05		

NAME HEADING CANVASS

GENERAL ELECTION
SHELBY COUNTY, ALABAMA
NOVEMBER 6, 2018

OFFICIAL REPORT

RUN DATE:11/14/18 10:38 AM

REPORT-EL111

PAGE 0007

ATTORNEY GENERAL

WITH 45 OF 45 PRECINCTS REPORTING

	J S O I S E E G P E H L M A N (DEM)	S M T A E R V S E H A L L (REP)	W R I T E - N (NON)	O V V O E T R E S	U V N O D T E E R S
0001 DUNNAVANT COMM. CTR.	45	310	0	1	2
0002 VANDIVER-STERETT SR. CTR.	72	479	0	0	2
0003 TURNER HOLLIS LEGION #195	62	185	0	0	1
0004 VINCENT REVIVAL CTR.	298	596	2	1	7
0005 HARPERSVILLE TOWN HALL	262	442	0	0	2
0006 NEW LIFE ASSEMBLY OF GOD	414	1708	0	1	17
0007 CHELSEA CHURCH OF GOD	434	1771	0	0	14
0008 NORTH SHELBY BAPTIST	499	1187	1	0	9
0009 ASBURY UNITED METHODIST	607	1639	3	0	24
0010 BLACKWATCH SPORTS	793	2365	1	0	17
0011 SHOAL CREEK TOWN HALL	293	943	0	0	8
0012 GREYSTONE FARMS CLUBHOUSE	166	520	0	0	3
0013 HOOVER FIRE STATION #8	282	764	0	0	8
0014 THE CHURCH AT BROOKHILLS	937	2458	5	1	28
0015 MEADOWBROOK BAPTIST	972	1574	3	0	22
0016 NEW HOPE CUMBERLAND PRSBY	337	1211	1	0	14
0017 1ST CHRISTIAN CHURCH	788	1473	0	1	14
0018 VALLEYDALE BAPTIST	963	2761	4	1	34
0019 RIVERCHASE CHURCH CHRIST	995	1635	0	0	26
0020 PELHAM CIVIC COMPLEX	1244	2971	4	1	24
0021 HELENA COMMUNITY CENTER	1923	4135	3	1	50
0022 SOUTHCREST BAPTIST CHURCH	511	1449	2	0	9
0023 CHURCH OF JESUS CHRIST	785	1589	1	0	15
0024 RESTORE-1ST UNITED METHOD	1163	2327	1	1	25
0025 ALABASTER LIBERTY BAPTIST	459	230	0	0	4
0026 EVANGEL PRESBY. CHURCH	980	2019	4	1	25
0027 1ST PRESBYTERIAN CHURCH	745	1712	0	2	10
0028 CHELSEA COMMUNITY CENTER	197	1022	0	1	10
0029 PELHAM PARK & REC.	1542	2057	2	1	21
0030 STEWART STUDENT RETREAT	671	681	2	0	18
0031 PEA RIDGE COMMUNITY CTR.	42	232	0	0	0
0032 RIVERCHASE BAPTIST	575	1038	1	0	7
0033 MONTEVALLO PARKS & REC.	550	507	1	0	9
0034 ROY DOWNS MEMORIAL LIBRAR	1117	1555	0	1	14
0035 CONCORD BAPTIST CHURCH	1269	1679	2	0	14
0036 CAMP BRANCH CIVIC CENTER	147	638	0	0	3
0037 COLUMBIANA REC. BUILDING	458	1433	3	1	15
0038 FOURMILE VOL. FIRE/RESCUE	69	571	1	0	3
0039 WILSONVILLE UN. METHODIST	172	968	1	1	1
0040 SHELBY IRON WORKS PARK	102	632	0	0	1
0041 BAY SPRINGS BAPTIST	73	525	0	0	5
0042 CHRIST UNITED METHODIST	329	873	0	2	10
0043 FAITH PRESBYTERIAN CHURCH	427	1436	2	0	18
0044 ABSENTEE	671	1702	4	1	11
0045 PROVISIONAL	79	134	0	0	0
CANDIDATE TOTALS	25519	58136	54	20	574
CANDIDATE PERCENT	30.48	69.45	.06		

NAME HEADING CANVASS

GENERAL ELECTION
SHELBY COUNTY, ALABAMA
NOVEMBER 6, 2018

OFFICIAL REPORT

RUN DATE:11/14/18 10:38 AM

REPORT-EL111

PAGE 0014

CHIEF JUSTICE OF THE SUPREME COURT

WITH 45 OF 45 PRECINCTS REPORTING

B V
O A
B N
C
E T P I
O A T O V U V
M R E V O N O
J K I E T D T
R E I R E S E E S
(DEM) (REP) (NON)

	(DEM)	(REP)	(NON)	S	RS
0001 DUNNAVANT COMM. CTR.	54	303	0	0	1
0002 VANDIVER-STERETT SR. CTR.	80	470	0	0	3
0003 TURNER HOLLIS LEGION #195	68	179	0	0	1
0004 VINCENT REVIVAL CTR.	310	586	2	1	5
0005 HARPERSVILLE TOWN HALL	268	434	0	0	4
0006 NEW LIFE ASSEMBLY OF GOD	486	1625	0	3	26
0007 CHELSEA CHURCH OF GOD	486	1711	2	2	18
0008 NORTH SHELBY BAPTIST	562	1118	2	0	14
0009 ASBURY UNITED METHODIST	710	1526	3	0	34
0010 BLACKWATCH SPORTS	910	2231	1	5	29
0011 SHOAL CREEK TOWN HALL	351	881	0	0	12
0012 GREYSTONE FARMS CLUBHOUSE	213	467	0	0	9
0013 HOOVER FIRE STATION #8	334	705	2	0	13
0014 THE CHURCH AT BROOKHILLS	1101	2277	6	1	44
0015 MEADOWBROOK BAPTIST	1090	1442	2	3	34
0016 NEW HOPE CUMBERLAND PRSBY	426	1111	2	0	24
0017 1ST CHRISTIAN CHURCH	887	1366	2	1	20
0018 VALLEYDALE BAPTIST	1212	2496	4	0	51
0019 RIVERCHASE CHURCH CHRIST	1117	1508	0	3	28
0020 PELHAM CIVIC COMPLEX	1424	2770	5	0	45
0021 HELENA COMMUNITY CENTER	2131	3893	3	8	77
0022 SOUTHCREST BAPTIST CHURCH	570	1372	2	3	24
0023 CHURCH OF JESUS CHRIST	840	1529	0	0	21
0024 RESTORE-1ST UNITED METHOD	1280	2195	2	7	33
0025 ALABASTER LIBERTY BAPTIST	471	217	0	0	5
0026 EVANGEL PRESBY. CHURCH	1075	1912	4	4	34
0027 1ST PRESBYTERIAN CHURCH	821	1627	1	1	19
0028 CHELSEA COMMUNITY CENTER	227	988	1	2	12
0029 PELHAM PARK & REC.	1651	1917	0	6	49
0030 STEWART STUDENT RETREAT	714	635	2	1	20
0031 PEA RIDGE COMMUNITY CTR.	42	230	0	0	2
0032 RIVERCHASE BAPTIST	671	932	1	3	14
0033 MONTEVALLO PARKS & REC.	570	489	2	0	6
0034 ROY DOWNS MEMORIAL LIBRAR	1164	1497	2	5	19
0035 CONCORD BAPTIST CHURCH	1327	1615	0	0	22
0036 CAMP BRANCH CIVIC CENTER	181	599	1	0	7
0037 COLUMBIANA REC. BUILDING	499	1389	2	1	19
0038 FOURMILE VOL. FIRE/RESCUE	90	550	0	0	4
0039 WILSONVILLE UN. METHODIST	195	940	1	1	6
0040 SHELBY IRON WORKS PARK	113	619	0	1	2
0041 BAY SPRINGS BAPTIST	98	498	0	0	7
0042 CHRIST UNITED METHODIST	400	791	4	0	19
0043 FAITH PRESBYTERIAN CHURCH	537	1321	3	1	21
0044 ABSENTEE	754	1610	1	1	23
0045 PROVISIONAL	77	134	0	1	1
CANDIDATE TOTALS	28587	54705	65	65	881
CANDIDATE PERCENT	34.29	65.62	.07		

NAME HEADING CANVASS

GENERAL ELECTION
SHELBY COUNTY, ALABAMA
NOVEMBER 6, 2018

OFFICIAL REPORT

RUN DATE:11/14/18 10:38 AM

REPORT-EL111

PAGE 0014

CHIEF JUSTICE OF THE SUPREME COURT

WITH 45 OF 45 PRECINCTS REPORTING

B V
O A
B N
C
E T P I
O A T O V U V
M R E V O N O
J K I E T D T
R E I R E E E S
(DEM) (REP) (NON) S R S

	(DEM)	(REP)	(NON)	S	R S
0001 DUNNAVANT COMM. CTR.	54	303	0	0	1
0002 VANDIVER-STERETT SR. CTR.	80	470	0	0	3
0003 TURNER HOLLIS LEGION #195	68	179	0	0	1
0004 VINCENT REVIVAL CTR.	310	586	2	1	5
0005 HARPERSVILLE TOWN HALL	268	434	0	0	4
0006 NEW LIFE ASSEMBLY OF GOD	486	1625	0	3	26
0007 CHELSEA CHURCH OF GOD	486	1711	2	2	18
0008 NORTH SHELBY BAPTIST	562	1118	2	0	14
0009 ASBURY UNITED METHODIST	710	1526	3	0	34
0010 BLACKWATCH SPORTS	910	2231	1	5	29
0011 SHOAL CREEK TOWN HALL	351	881	0	0	12
0012 GREYSTONE FARMS CLUBHOUSE	213	467	0	0	9
0013 HOOVER FIRE STATION #8	334	705	2	0	13
0014 THE CHURCH AT BROOKHILLS	1101	2277	6	1	44
0015 MEADOWBROOK BAPTIST	1090	1442	2	3	34
0016 NEW HOPE CUMBERLAND PRSBY	426	1111	2	0	24
0017 1ST CHRISTIAN CHURCH	887	1366	2	1	20
0018 VALLEYDALE BAPTIST	1212	2496	4	0	51
0019 RIVERCHASE CHURCH CHRIST	1117	1508	0	3	28
0020 PELHAM CIVIC COMPLEX	1424	2770	5	0	45
0021 HELENA COMMUNITY CENTER	2131	3893	3	8	77
0022 SOUTHCREST BAPTIST CHURCH	570	1372	2	3	24
0023 CHURCH OF JESUS CHRIST	840	1529	0	0	21
0024 RESTORE-1ST UNITED METHOD	1280	2195	2	7	33
0025 ALABASTER LIBERTY BAPTIST	471	217	0	0	5
0026 EVANGEL PRESBY. CHURCH	1075	1912	4	4	34
0027 1ST PRESBYTERIAN CHURCH	821	1627	1	1	19
0028 CHELSEA COMMUNITY CENTER	227	988	1	2	12
0029 PELHAM PARK & REC.	1651	1917	0	6	49
0030 STEWART STUDENT RETREAT	714	635	2	1	20
0031 PEA RIDGE COMMUNITY CTR.	42	230	0	0	2
0032 RIVERCHASE BAPTIST	671	932	1	3	14
0033 MONTEVALLO PARKS & REC.	570	489	2	0	6
0034 ROY DOWNS MEMORIAL LIBRAR	1164	1497	2	5	19
0035 CONCORD BAPTIST CHURCH	1327	1615	0	0	22
0036 CAMP BRANCH CIVIC CENTER	181	599	1	0	7
0037 COLUMBIANA REC. BUILDING	499	1389	2	1	19
0038 FOURMILE VOL. FIRE/RESCUE	90	550	0	0	4
0039 WILSONVILLE UN. METHODIST	195	940	1	1	6
0040 SHELBY IRON WORKS PARK	113	619	0	1	2
0041 BAY SPRINGS BAPTIST	98	498	0	0	7
0042 CHRIST UNITED METHODIST	400	791	4	0	19
0043 FAITH PRESBYTERIAN CHURCH	537	1321	3	1	21
0044 ABSENTEE	754	1610	1	1	23
0045 PROVISIONAL	77	134	0	1	1
CANDIDATE TOTALS	28587	54705	65	65	881
CANDIDATE PERCENT	34.29	65.62	.07		

NAME HEADING CANVASS

GENERAL ELECTION
SHELBY COUNTY, ALABAMA
NOVEMBER 6, 2018

OFFICIAL REPORT

RUN DATE:11/14/18 10:38 AM

REPORT-EL111

PAGE 0018

ASSOCIATE JUSTICE OF THE SUPREME COURT, PLACE NO. 4

WITH 45 OF 45 PRECINCTS REPORTING

	J M	W			
	D W S	A I	R		
	O E M	Y T	I		
	N S A	C	T	O V	U V
	N S L	H	E	V O	N O
	A O L	E	-	E T	D T
	N E	L	I	R E	E E
	Y	L	N	S	R S
	(DEM)	(REP)	(NON)		
0001 DUNNAVANT COMM. CTR.	35	316	0	0	7
0002 VANDIVER-STERETT SR. CTR.	63	483	0	0	7
0003 TURNER HOLLIS LEGION #195	55	186	0	0	7
0004 VINCENT REVIVAL CTR.	300	595	1	0	8
0005 HARPERSVILLE TOWN HALL	250	446	0	0	10
0006 NEW LIFE ASSEMBLY OF GOD	392	1711	0	0	37
0007 CHELSEA CHURCH OF GOD	424	1763	0	0	32
0008 NORTH SHELBY BAPTIST	464	1205	1	2	24
0009 ASBURY UNITED METHODIST	548	1657	3	1	64
0010 BLACKWATCH SPORTS	742	2373	1	2	58
0011 SHOAL CREEK TOWN HALL	274	950	0	0	20
0012 GREYSTONE FARMS CLUBHOUSE	156	522	0	0	11
0013 HOOVER FIRE STATION #8	266	769	0	0	19
0014 THE CHURCH AT BROOKHILLS	881	2470	4	0	74
0015 MEADOWBROOK BAPTIST	905	1603	2	4	57
0016 NEW HOPE CUMBERLAND PRSBY	319	1213	0	2	29
0017 1ST CHRISTIAN CHURCH	730	1484	1	2	59
0018 VALLEYDALE BAPTIST	859	2797	3	0	104
0019 RIVERCHASE CHURCH CHRIST	931	1650	1	2	72
0020 PELHAM CIVIC COMPLEX	1157	2999	3	5	80
0021 HELENA COMMUNITY CENTER	1819	4141	4	3	145
0022 SOUTHCREST BAPTIST CHURCH	470	1457	2	2	40
0023 CHURCH OF JESUS CHRIST	759	1589	0	1	41
0024 RESTORE-1ST UNITED METHOD	1121	2339	0	4	53
0025 ALABASTER LIBERTY BAPTIST	446	227	0	2	18
0026 EVANGEL PRESBY. CHURCH	935	2021	3	5	65
0027 1ST PRESBYTERIAN CHURCH	720	1708	1	7	33
0028 CHELSEA COMMUNITY CENTER	187	1028	1	1	13
0029 PELHAM PARK & REC.	1470	2049	4	7	93
0030 STEWART STUDENT RETREAT	650	679	1	2	40
0031 PEA RIDGE COMMUNITY CTR.	35	233	0	0	6
0032 RIVERCHASE BAPTIST	534	1050	1	2	34
0033 MONTEVALLO PARKS & REC.	539	518	0	1	9
0034 ROY DOWNS MEMORIAL LIBRAR	1081	1557	3	5	41
0035 CONCORD BAPTIST CHURCH	1219	1689	2	6	48
0036 CAMP BRANCH CIVIC CENTER	140	630	0	1	17
0037 COLUMBIANA REC. BUILDING	412	1462	1	2	33
0038 FOURMILE VOL. FIRE/RESCUE	59	570	0	0	15
0039 WILSONVILLE UN. METHODIST	160	972	0	1	10
0040 SHELBY IRON WORKS PARK	97	630	0	0	8
0041 BAY SPRINGS BAPTIST	59	533	0	0	11
0042 CHRIST UNITED METHODIST	307	868	1	0	38
0043 FAITH PRESBYTERIAN CHURCH	389	1441	0	0	53
0044 ABSENTEE	650	1697	1	0	41
0045 PROVISIONAL	78	133	0	1	1
CANDIDATE TOTALS	24087	58413	45	73	1685
CANDIDATE PERCENT	29.18	70.76	.05		

NAME HEADING CANVASS

GENERAL ELECTION
SHELBY COUNTY, ALABAMA
NOVEMBER 6, 2018

OFFICIAL REPORT

RUN DATE:11/14/18 10:38 AM

REPORT-EL111

PAGE 0025

SECRETARY OF STATE

WITH 45 OF 45 PRECINCTS REPORTING

	H M	J H M	W		
	E I	O . E	R		
	A L	H R	T	O V	U V
	T A	N R	E	V O	N O
	H M	I		E T	D T
	E	L	I	R E	E E
	R	L	N	S	R S
	(DEM)	(REP)	(NON)		

0001 DUNNAVANT COMM. CTR.	34	323	0	0	1
0002 VANDIVER-STERETT SR. CTR.	61	485	0	0	7
0003 TURNER HOLLIS LEGION #195	57	188	0	0	3
0004 VINCENT REVIVAL CTR.	296	597	1	0	10
0005 HARPERSVILLE TOWN HALL	248	451	0	0	7
0006 NEW LIFE ASSEMBLY OF GOD	403	1708	0	1	28
0007 CHELSEA CHURCH OF GOD	409	1788	0	2	20
0008 NORTH SHELBY BAPTIST	463	1214	2	2	15
0009 ASBURY UNITED METHODIST	546	1682	1	3	41
0010 BLACKWATCH SPORTS	747	2400	0	2	27
0011 SHOAL CREEK TOWN HALL	268	965	0	0	11
0012 GREYSTONE FARMS CLUBHOUSE	145	534	0	0	10
0013 HOOVER FIRE STATION #8	266	779	0	0	9
0014 THE CHURCH AT BROOKHILLS	867	2512	3	1	46
0015 MEADOWBROOK BAPTIST	921	1614	4	1	31
0016 NEW HOPE CUMBERLAND PRSBY	322	1224	0	1	16
0017 1ST CHRISTIAN CHURCH	730	1511	0	0	35
0018 VALLEYDALE BAPTIST	852	2842	5	1	63
0019 RIVERCHASE CHURCH CHRIST	927	1685	1	2	41
0020 PELHAM CIVIC COMPLEX	1149	3044	1	3	47
0021 HELENA COMMUNITY CENTER	1822	4178	7	2	103
0022 SOUTHCREST BAPTIST CHURCH	461	1483	3	1	23
0023 CHURCH OF JESUS CHRIST	740	1626	0	2	22
0024 RESTORE-1ST UNITED METHOD	1106	2380	0	4	27
0025 ALABASTER LIBERTY BAPTIST	446	234	0	2	11
0026 EVANGEL PRESBY. CHURCH	921	2060	3	5	40
0027 1ST PRESBYTERIAN CHURCH	710	1739	1	3	16
0028 CHELSEA COMMUNITY CENTER	188	1028	1	0	13
0029 PELHAM PARK & REC.	1473	2098	2	6	44
0030 STEWART STUDENT RETREAT	670	676	2	0	24
0031 PEA RIDGE COMMUNITY CTR.	28	241	0	0	5
0032 RIVERCHASE BAPTIST	535	1068	0	0	18
0033 MONTEVALLO PARKS & REC.	543	517	1	0	6
0034 ROY DOWNS MEMORIAL LIBRAR	1084	1571	2	6	24
0035 CONCORD BAPTIST CHURCH	1225	1695	2	3	39
0036 CAMP BRANCH CIVIC CENTER	129	648	0	0	11
0037 COLUMBIANA REC. BUILDING	408	1473	2	0	27
0038 FOURMILE VOL. FIRE/RESCUE	54	583	0	0	7
0039 WILSONVILLE UN. METHODIST	149	984	0	1	9
0040 SHELBY IRON WORKS PARK	90	639	0	2	4
0041 BAY SPRINGS BAPTIST	58	536	0	0	9
0042 CHRIST UNITED METHODIST	290	902	1	0	21
0043 FAITH PRESBYTERIAN CHURCH	387	1469	1	2	24
0044 ABSENTEE	650	1717	1	1	20
0045 PROVISIONAL	75	135	0	2	1
CANDIDATE TOTALS	23953	59226	47	61	1016
CANDIDATE PERCENT	28.78	71.16	.05		

NAME HEADING CANVASS

GENERAL ELECTION
SHELBY COUNTY, ALABAMA
NOVEMBER 6, 2018

OFFICIAL REPORT

RUN DATE:11/14/18 10:38 AM

REPORT-EL111

PAGE 0027

STATE AUDITOR

WITH 45 OF 45 PRECINCTS REPORTING

	M I A R A N I P D N A (DEM)	K J O R R S E M I G L E R R (REP)	W R I T T E I N (NON)	O V V O E T R E S	U V N O D T E E R S	
0001 DUNNAVANT COMM. CTR.		34	320	0	0	4
0002 VANDIVER-STERETT SR. CTR.		64	484	0	0	5
0003 TURNER HOLLIS LEGION #195		54	190	0	0	4
0004 VINCENT REVIVAL CTR.		302	590	1	1	10
0005 HARPERSVILLE TOWN HALL		249	445	1	0	11
0006 NEW LIFE ASSEMBLY OF GOD		395	1700	1	1	43
0007 CHELSEA CHURCH OF GOD		428	1755	1	0	35
0008 NORTH SHELBY BAPTIST		475	1194	0	2	25
0009 ASBURY UNITED METHODIST		550	1660	3	1	59
0010 BLACKWATCH SPORTS		771	2356	0	1	48
0011 SHOAL CREEK TOWN HALL		283	944	0	0	17
0012 GREYSTONE FARMS CLUBHOUSE		154	523	0	0	12
0013 HOOVER FIRE STATION #8		268	774	0	0	12
0014 THE CHURCH AT BROOKHILLS		899	2462	5	1	62
0015 MEADOWBROOK BAPTIST		923	1595	5	1	47
0016 NEW HOPE CUMBERLAND PRSBY		321	1211	0	1	30
0017 1ST CHRISTIAN CHURCH		735	1493	3	2	43
0018 VALLEYDALE BAPTIST		888	2782	4	2	87
0019 RIVERCHASE CHURCH CHRIST		950	1653	2	2	49
0020 PELHAM CIVIC COMPLEX		1181	2989	2	1	71
0021 HELENA COMMUNITY CENTER		1841	4131	6	2	132
0022 SOUTHCREST BAPTIST CHURCH		472	1458	3	2	36
0023 CHURCH OF JESUS CHRIST		761	1586	6	1	36
0024 RESTORE-1ST UNITED METHOD		1106	2356	2	3	50
0025 ALABASTER LIBERTY BAPTIST		454	228	0	0	11
0026 EVANGEL PRESBY. CHURCH		949	2011	4	1	64
0027 1ST PRESBYTERIAN CHURCH		729	1709	2	3	26
0028 CHELSEA COMMUNITY CENTER		200	1009	1	1	19
0029 PELHAM PARK & REC.		1501	2043	3	1	75
0030 STEWART STUDENT RETREAT		649	686	2	0	35
0031 PEA RIDGE COMMUNITY CTR.		31	238	1	0	4
0032 RIVERCHASE BAPTIST		555	1034	3	1	28
0033 MONTEVALLO PARKS & REC.		542	512	4	0	9
0034 ROY DOWNS MEMORIAL LIBRAR		1097	1560	0	0	30
0035 CONCORD BAPTIST CHURCH		1230	1688	3	0	43
0036 CAMP BRANCH CIVIC CENTER		126	647	1	0	14
0037 COLUMBIANA REC. BUILDING		427	1445	3	1	34
0038 FOURMILE VOL. FIRE/RESCUE		58	574	0	0	12
0039 WILSONVILLE UN. METHODIST		156	975	0	0	12
0040 SHELBY IRON WORKS PARK		92	631	1	0	11
0041 BAY SPRINGS BAPTIST		64	527	0	0	12
0042 CHRIST UNITED METHODIST		323	864	1	0	26
0043 FAITH PRESBYTERIAN CHURCH		410	1429	2	1	41
0044 ABSENTEE		662	1688	4	0	35
0045 PROVISIONAL		75	134	0	0	4
CANDIDATE TOTALS	24434	58283	80	33	1473	
CANDIDATE PERCENT	29.51	70.39	.09			

NAME HEADING CANVASS

GENERAL ELECTION
SHELBY COUNTY, ALABAMA
NOVEMBER 6, 2018

OFFICIAL REPORT

RUN DATE:11/14/18 10:38 AM

REPORT-EL111

PAGE 0029

PUBLIC SERVICE COMMISSION, PLACE NO. 1

WITH 45 OF 45 PRECINCTS REPORTING

	C Y M		W R		O V		U V	
	A . c	J H O	I					
	R C	E . D	T					
	A L	R E	E		V O	N O		
		U E N			E T	D T		
		R M	I		R E	E E		
		E Y	N		S	R S		
	(DEM)	(REP)	(NON)					
0001 DUNNAVANT COMM. CTR.	37	316	0	0	5			
0002 VANDIVER-STERETT SR. CTR.	58	484	0	0	11			
0003 TURNER HOLLIS LEGION #195	59	183	0	0	6			
0004 VINCENT REVIVAL CTR.	296	597	1	0	10			
0005 HARPERSVILLE TOWN HALL	248	446	0	0	12			
0006 NEW LIFE ASSEMBLY OF GOD	395	1703	0	0	42			
0007 CHELSEA CHURCH OF GOD	424	1760	1	0	34			
0008 NORTH SHELBY BAPTIST	470	1197	1	1	27			
0009 ASBURY UNITED METHODIST	542	1653	1	2	75			
0010 BLACKWATCH SPORTS	755	2364	0	0	57			
0011 SHOAL CREEK TOWN HALL	272	944	0	0	28			
0012 GREYSTONE FARMS CLUBHOUSE	151	521	0	0	17			
0013 HOOVER FIRE STATION #8	265	764	0	0	25			
0014 THE CHURCH AT BROOKHILLS	885	2463	5	1	75			
0015 MEADOWBROOK BAPTIST	909	1589	2	1	70			
0016 NEW HOPE CUMBERLAND PRSBY	316	1203	0	0	44			
0017 1ST CHRISTIAN CHURCH	729	1483	1	0	63			
0018 VALLEYDALE BAPTIST	865	2774	0	0	124			
0019 RIVERCHASE CHURCH CHRIST	947	1635	3	0	71			
0020 PELHAM CIVIC COMPLEX	1171	2993	2	2	76			
0021 HELENA COMMUNITY CENTER	1817	4129	3	1	162			
0022 SOUTHCREST BAPTIST CHURCH	463	1466	0	2	40			
0023 CHURCH OF JESUS CHRIST	743	1600	1	0	46			
0024 RESTORE-1ST UNITED METHOD	1124	2329	2	2	60			
0025 ALABASTER LIBERTY BAPTIST	454	227	0	0	12			
0026 EVANGEL PRESBY. CHURCH	930	2026	1	2	70			
0027 1ST PRESBYTERIAN CHURCH	720	1713	0	0	36			
0028 CHELSEA COMMUNITY CENTER	192	1015	1	1	21			
0029 PELHAM PARK & REC.	1481	2041	2	4	95			
0030 STEWART STUDENT RETREAT	651	681	0	0	40			
0031 PEA RIDGE COMMUNITY CTR.	32	237	0	0	5			
0032 RIVERCHASE BAPTIST	541	1035	0	1	44			
0033 MONTEVALLO PARKS & REC.	538	515	1	1	12			
0034 ROY DOWNS MEMORIAL LIBRAR	1105	1549	0	0	33			
0035 CONCORD BAPTIST CHURCH	1221	1689	0	0	54			
0036 CAMP BRANCH CIVIC CENTER	124	643	0	0	21			
0037 COLUMBIANA REC. BUILDING	412	1450	0	2	46			
0038 FOURMILE VOL. FIRE/RESCUE	58	565	1	0	20			
0039 WILSONVILLE UN. METHODIST	158	972	0	0	13			
0040 SHELBY IRON WORKS PARK	94	631	1	0	9			
0041 BAY SPRINGS BAPTIST	58	528	0	1	16			
0042 CHRIST UNITED METHODIST	294	884	0	0	36			
0043 FAITH PRESBYTERIAN CHURCH	383	1434	1	0	65			
0044 ABSENTEE	646	1695	1	0	47			
0045 PROVISIONAL	77	133	0	0	3			
CANDIDATE TOTALS	24110	58259	32	24	1878			
CANDIDATE PERCENT	29.25	70.70	.03					

NAME HEADING CANVASS

GENERAL ELECTION
SHELBY COUNTY, ALABAMA
NOVEMBER 6, 2018

OFFICIAL REPORT

RUN DATE:11/14/18 10:38 AM

REPORT-EL111

PAGE 0030

PUBLIC SERVICE COMMISSION, PLACE NO. 2

WITH 45 OF 45 PRECINCTS REPORTING

	C " B H C E R h E W I i K R K P S p E I A O " R T O V U V R W E V O N O I E J - E T D T L R I E T L . N R E E (DEM) (REP) (NON) S R S				
0001 DUNNAVANT COMM. CTR.	36	318	0	0	4
0002 VANDIVER-STERETT SR. CTR.	62	480	0	0	11
0003 TURNER HOLLIS LEGION #195	58	184	0	0	6
0004 VINCENT REVIVAL CTR.	298	595	1	0	10
0005 HARPERSVILLE TOWN HALL	254	439	0	0	13
0006 NEW LIFE ASSEMBLY OF GOD	392	1707	0	1	40
0007 CHELSEA CHURCH OF GOD	431	1752	2	1	33
0008 NORTH SHELBY BAPTIST	474	1191	2	0	29
0009 ASBURY UNITED METHODIST	556	1645	2	0	70
0010 BLACKWATCH SPORTS	760	2357	0	3	56
0011 SHOAL CREEK TOWN HALL	277	942	0	0	25
0012 GREYSTONE FARMS CLUBHOUSE	146	523	0	0	20
0013 HOOVER FIRE STATION #8	264	766	0	0	24
0014 THE CHURCH AT BROOKHILLS	897	2450	4	4	74
0015 MEADOWBROOK BAPTIST	909	1585	2	1	74
0016 NEW HOPE CUMBERLAND PRSBY	334	1189	0	0	40
0017 1ST CHRISTIAN CHURCH	728	1485	0	1	62
0018 VALLEYDALE BAPTIST	877	2759	0	0	127
0019 RIVERCHASE CHURCH CHRIST	956	1625	1	2	72
0020 PELHAM CIVIC COMPLEX	1190	2974	3	3	74
0021 HELENA COMMUNITY CENTER	1843	4101	2	5	161
0022 SOUTHCREST BAPTIST CHURCH	483	1446	0	2	40
0023 CHURCH OF JESUS CHRIST	757	1583	2	2	46
0024 RESTORE-1ST UNITED METHOD	1123	2330	0	4	60
0025 ALABASTER LIBERTY BAPTIST	449	228	0	4	12
0026 EVANGEL PRESBY. CHURCH	939	2018	1	5	66
0027 1ST PRESBYTERIAN CHURCH	728	1703	0	3	35
0028 CHELSEA COMMUNITY CENTER	192	1016	3	0	19
0029 PELHAM PARK & REC.	1495	2026	1	9	92
0030 STEWART STUDENT RETREAT	663	669	1	1	38
0031 PEA RIDGE COMMUNITY CTR.	31	238	0	0	5
0032 RIVERCHASE BAPTIST	538	1038	0	1	44
0033 MONTEVALLO PARKS & REC.	544	508	1	0	14
0034 ROY DOWNS MEMORIAL LIBRAR	1103	1548	0	4	32
0035 CONCORD BAPTIST CHURCH	1233	1677	1	0	53
0036 CAMP BRANCH CIVIC CENTER	131	639	0	1	17
0037 COLUMBIANA REC. BUILDING	415	1449	1	2	43
0038 FOURMILE VOL. FIRE/RESCUE	58	570	1	0	15
0039 WILSONVILLE UN. METHODIST	160	970	0	0	13
0040 SHELBY IRON WORKS PARK	98	630	1	0	6
0041 BAY SPRINGS BAPTIST	64	520	0	0	19
0042 CHRIST UNITED METHODIST	312	867	0	0	35
0043 FAITH PRESBYTERIAN CHURCH	388	1427	1	1	66
0044 ABSENTEE	658	1686	1	0	44
0045 PROVISIONAL	78	132	0	0	3
CANDIDATE TOTALS	24382	57985	34	60	1842
CANDIDATE PERCENT	29.58	70.36	.04		

Exhibit 32

ELECTION HELD ON 3TH DAY OF NOVEMBER, 2020

SHELBY COUNTY, ALABAMA

We, the undersigned, constituting the Canvassing Board of the above county aforesaid hereby certify that the foregoing is a correct return of the votes cast for and against the candidates and/or questions in the above Election which were voted on at the election on the day and date first above set out.

Dated this 13th day of November, 2020.

CANVASSING BOARD



JOHN SAMANIEGO, SHERIFF




ALLISON S. BOYD, PROBATE JUDGE



MARY HARRIS, CIRCUIT CLERK







NAME HEADING CANVASS

SHELBY COUNTY
GENERAL ELECTION
NOVEMBER 3, 2020

OFFICIAL REPORT

RUN DATE:11/10/20 03:48 PM

REPORT-EL111

PAGE 0001

WITH 45 OF 45 PRECINCTS REPORTING

R V T
E O O
G T T
I E A B C T B C B V T T
S R L A A O A A L O U O
T S L S T L S A T R T
E L T A L T N E N A
R O L O K R O L
E T T U
D S S T

	-----	-----	-----	-----
0001 DUNNAVANT COMM. CTR.	608	441	0	72.53
0002 VANDIVER SR. CTR.	1090	767	0	70.37
0003 TURNER HOLLIS LEGION	470	319	0	67.87
0004 VINCENT REVIVAL CTR.	1887	1192	1	63.17
0005 HARPERSVILLE COMM. CTR.	1464	930	0	63.52
0006 NEW LIFE ASSEMBLY GOD	4607	2870	0	62.30
0007 CHELSEA CHURCH OF GOD	4357	2929	0	67.23
0008 NORTH SHELBY BAPTIST	3424	1880	0	54.91
0009 ASBURY UN METHODIST	4573	2892	0	63.24
0010 BLACKWATCH SPORTS	6603	3749	0	56.78
0011 SHOAL CREEK TOWN HALL	2556	1655	0	64.75
0012 GREYSTONE FARMS CLUB	1193	812	0	68.06
0013 HOOVER FIRE STA. #8	1986	1145	0	57.65
0014 CHURCH AT BROOKHILLS	6875	3759	0	54.68
0015 MEADOWBROOK BAPTIST	5682	3090	0	54.38
0016 NEW HOPE CUMBERLAND	2642	1755	0	66.43
0017 1ST CHRISTIAN CH	4930	2711	0	54.99
0018 VALLEYDALE BAPTIST	6403	3948	0	61.66
0019 RIVERCHASE CHURCH CHRIST	4929	2967	0	60.19
0020 PELHAM CIVIC COMPLEX	8167	4852	0	59.41
0021 HELENA COMM. CTR.	12350	7894	0	63.92
0022 SOUTHCREST BAPTIST CH	4467	2955	0	66.15
0023 CHURCH OF JESUS CHRIST	4905	2936	0	59.86
0024 RESTORE-1ST UN METHODIST	7515	4431	0	58.96
0025 ALABASTER LIBERTY BAPTIST	1691	885	1	52.34
0026 EVANGEL PRESBY. CH	5783	3573	0	61.78
0027 1ST PRESBY. CH	5097	2934	0	57.56
0028 CHELSEA COMM. CTR.	2323	1555	0	66.94
0029 PELHAM PARK & REC. CTR.	7260	4313	0	59.41
0030 STEWART STUDENT RETREAT	2909	1592	0	54.73
0031 PEA RIDGE COMM. CTR.	587	395	0	67.29
0032 RIVERCHASE BAPTIST	2905	1789	0	61.58
0033 MONTEVALLO PARK & REC.	2512	1275	0	50.76
0034 ROY DOWNS MEMORIAL	6324	3328	0	52.62
0035 CONCORD BAPTIST CH	6558	3689	0	56.25
0036 CAMP BRANCH CIVIC CTR.	1395	1006	0	72.11
0037 COLUMBIANA REC. BLDG.	4221	2464	0	58.37
0038 FOURMILE FIRE/RESCUE	1215	851	0	70.04
0039 WILSONVILLE UN METHODIST	2196	1474	0	67.12
0040 SHELBY IRON WORKS	1522	965	0	63.40
0041 BAY SPRINGS BAPTIST	1338	834	0	62.33
0042 CHRIST UN METHODIST	2041	1256	0	61.54
0043 FAITH PRESBY. CH	3306	2222	0	67.21
0044 ABSENTEE	0	15487	2	
0045 PROVISIONAL	0	362	1	
CANDIDATE TOTALS	164866	115128	5	69.83

NAME HEADING CANVASS

SHELBY COUNTY
GENERAL ELECTION
NOVEMBER 3, 2020

OFFICIAL REPORT

RUN DATE:11/10/20 03:48 PM

REPORT-EL111

PAGE 0002

STRAIGHT PARTY VOTING

WITH 45 OF 45 PRECINCTS REPORTING

(VOTE FOR) 1

ADP ARP
LEA LEA
AMR APR
BOT BUT
ACY ABY
MR ML OV UV
AA AI VO NO
T C ET DT
I A RE EE
C N S RS
(DEM) (REP)

	(DEM)	(REP)	S	RS
0001 DUNNAVANT COMM. CTR.	19	309	2	111
0002 VANDIVER SR. CTR.	28	529	0	210
0003 TURNER HOLLIS LEGION	48	189	0	82
0004 VINCENT REVIVAL CTR.	264	658	0	270
0005 HARPERSVILLE COMM. CTR.	217	488	0	225
0006 NEW LIFE ASSEMBLY GOD	230	1597	0	1043
0007 CHELSEA CHURCH OF GOD	224	1595	1	1109
0008 NORTH SHELBY BAPTIST	217	1020	0	643
0009 ASBURY UN METHODIST	278	1486	0	1128
0010 BLACKWATCH SPORTS	388	1917	0	1444
0011 SHOAL CREEK TOWN HALL	133	868	0	654
0012 GREYSTONE FARMS CLUB	68	397	0	347
0013 HOOVER FIRE STA. #8	149	633	0	363
0014 CHURCH AT BROOKHILLS	481	1981	0	1297
0015 MEADOWBROOK BAPTIST	591	1330	0	1169
0016 NEW HOPE CUMBERLAND	124	951	0	680
0017 1ST CHRISTIAN CH	464	1185	0	1062
0018 VALLEYDALE BAPTIST	331	1995	0	1622
0019 RIVERCHASE CHURCH CHRIST	529	1242	1	1195
0020 PELHAM CIVIC COMPLEX	599	2393	1	1859
0021 HELENA COMM. CTR.	1045	3727	2	3120
0022 SOUTHCREST BAPTIST CH	292	1596	0	1067
0023 CHURCH OF JESUS CHRIST	451	1493	0	992
0024 RESTORE-1ST UN METHODIST	693	2142	1	1595
0025 ALABASTER LIBERTY BAPTIST	420	215	0	250
0026 EVANGEL PRESBY. CH	466	1726	1	1380
0027 1ST PRESBY. CH	448	1459	0	1027
0028 CHELSEA COMM. CTR.	97	921	0	537
0029 PELHAM PARK & REC. CTR.	861	1685	1	1766
0030 STEWART STUDENT RETREAT	395	619	0	578
0031 PEA RIDGE COMM. CTR.	26	233	0	136
0032 RIVERCHASE BAPTIST	289	787	0	713
0033 MONTEVALLO PARK & REC.	407	469	0	399
0034 ROY DOWNS MEMORIAL	763	1454	2	1109
0035 CONCORD BAPTIST CH	771	1587	2	1329
0036 CAMP BRANCH CIVIC CTR.	91	573	0	342
0037 COLUMBIANA REC. BLDG.	328	1402	0	734
0038 FOURMILE FIRE/RESCUE	33	692	0	126
0039 WILSONVILLE UN METHODIST	93	974	0	407
0040 SHELBY IRON WORKS	70	616	0	279
0041 BAY SPRINGS BAPTIST	44	542	0	248
0042 CHRIST UN METHODIST	129	657	0	470
0043 FAITH PRESBY. CH	146	1157	0	919
0044 ABSENTEE	4835	4753	5	6071
0045 PROVISIONAL	102	158	0	101

NAME HEADING CANVASS

SHELBY COUNTY
GENERAL ELECTION
NOVEMBER 3, 2020

OFFICIAL REPORT

RUN DATE:11/10/20 03:48 PM

REPORT-EL111

PAGE 0003

STRAIGHT PARTY VOTING

WITH 45 OF 45 PRECINCTS REPORTING

(VOTE FOR) 1

	A D P	A R P		
	L E A	L E A		
	A M R	A P R		
	B O T	B U T		
	A C Y	A B Y		
	M R	M L	O V	U V
	A A	A I	V O	N O
	T	C	E T	D T
	I	A	R E	E E
	C	N	S	R S
(CONTINUED FROM PREVIOUS PAGE)	(DEM)	(REP)	-----	-----
CANDIDATE TOTALS	18677	54400	19	42208
CANDIDATE PERCENT	25.55	74.44		

PRESIDENT AND VICE-PRESIDENT OF THE UNITED STATES

WITH 45 OF 45 PRECINCTS REPORTING

(VOTE FOR) 1

	J J					
	O O		W			
	R		R			
J R B	D J T		G	I		
O . I	O . R		E	T	O V	U V
S	D N U		N	E	V O	N O
E	E A M		S	-	E T	D T
P	N L P		E	I	R E	E E
H	D		N	N	S	R S
	(DEM)	(REP)	(IND)	(NON)	-----	-----
0001 DUNNAVANT COMM. CTR.	40	390	7	2	0	2
0002 VANDIVER SR. CTR.	54	710	2	1	0	0
0003 TURNER HOLLIS LEGION	64	252	1	0	0	2
0004 VINCENT REVIVAL CTR.	324	853	10	1	0	4
0005 HARPERSVILLE COMM. CTR.	251	671	7	0	1	0
0006 NEW LIFE ASSEMBLY GOD	460	2367	31	7	0	5
0007 CHELSEA CHURCH OF GOD	458	2425	32	10	1	3
0008 NORTH SHELBY BAPTIST	407	1448	12	3	2	8
0009 ASBURY UN METHODIST	601	2211	47	24	0	9
0010 BLACKWATCH SPORTS	716	2949	60	15	0	9
0011 SHOAL CREEK TOWN HALL	311	1313	17	7	0	7
0012 GREYSTONE FARMS CLUB	177	626	7	1	1	0
0013 HOOVER FIRE STA. #8	260	867	10	4	3	1
0014 CHURCH AT BROOKHILLS	874	2822	32	18	0	13
0015 MEADOWBROOK BAPTIST	1055	1972	41	15	0	7
0016 NEW HOPE CUMBERLAND	298	1405	28	20	0	4
0017 1ST CHRISTIAN CH	852	1798	43	11	0	7
0018 VALLEYDALE BAPTIST	818	3043	48	27	0	12
0019 RIVERCHASE CHURCH CHRIST	998	1884	46	28	0	11
0020 PELHAM CIVIC COMPLEX	1098	3673	51	17	5	8
0021 HELENA COMM. CTR.	1983	5729	129	38	6	9
0022 SOUTHCREST BAPTIST CH	612	2299	24	16	0	4
0023 CHURCH OF JESUS CHRIST	726	2159	42	5	0	4
0024 RESTORE-1ST UN METHODIST	1177	3147	82	19	1	5
0025 ALABASTER LIBERTY BAPTIST	533	332	10	5	3	2
0026 EVANGEL PRESBY. CH	910	2589	56	10	3	5
0027 1ST PRESBY. CH	749	2128	32	18	4	3
0028 CHELSEA COMM. CTR.	195	1337	11	8	0	4
0029 PELHAM PARK & REC. CTR.	1541	2659	74	22	7	10

NAME HEADING CANVASS

SHELBY COUNTY
GENERAL ELECTION
NOVEMBER 3, 2020

OFFICIAL REPORT

RUN DATE:11/10/20 03:48 PM

REPORT-EL111

PAGE 0004

PRESIDENT AND VICE-PRESIDENT OF THE UNITED STATES

WITH 45 OF 45 PRECINCTS REPORTING

(VOTE FOR) 1

	J J O O R R G I O . I O . R S D N U E E A M P N L P H D (DEM) (REP)	N S E N (IND)	N I N N (NON)	O V V O E T R E S	U V N O D T E E R S
(CONTINUED FROM PREVIOUS PAGE)					
0030 STEWART STUDENT RETREAT	658	909	15	9	0 1
0031 PEA RIDGE COMM. CTR.	36	351	7	1	0 0
0032 RIVERCHASE BAPTIST	540	1208	26	10	0 5
0033 MONTEVALLO PARK & REC.	570	678	19	4	2 2
0034 ROY DOWNS MEMORIAL	1121	2131	63	8	3 2
0035 CONCORD BAPTIST CH	1273	2338	60	11	6 1
0036 CAMP BRANCH CIVIC CTR.	149	835	19	2	0 1
0037 COLUMBIANA REC. BLDG.	458	1971	27	5	0 3
0038 FOURMILE FIRE/RESCUE	53	790	7	0	0 1
0039 WILSONVILLE UN METHODIST	145	1311	7	5	3 3
0040 SHELBY IRON WORKS	114	839	9	1	1 1
0041 BAY SPRINGS BAPTIST	75	745	10	0	0 4
0042 CHRIST UN METHODIST	265	969	11	8	1 2
0043 FAITH PRESBY. CH	388	1744	52	22	0 16
0044 ABSENTEE	8733	6616	134	81	13 47
0045 PROVISIONAL	148	207	4	1	1 1
CANDIDATE TOTALS	33268	79700	1462	520	67 248
CANDIDATE PERCENT	28.94	69.33	1.27	.45	

UNITED STATES SENATOR

WITH 45 OF 45 PRECINCTS REPORTING

(VOTE FOR) 1

	T T O U M B M E Y R D J O O U N G E S (DEM)	V I L E N (REP)	W R I T E N (NON)	O V V O E T R E S	U V N O D T E E R S
0001 DUNNAVANT COMM. CTR.	49	389	0	0	3
0002 VANDIVER SR. CTR.	64	698	0	0	5
0003 TURNER HOLLIS LEGION	71	247	0	0	1
0004 VINCENT REVIVAL CTR.	353	830	1	1	7
0005 HARPERSVILLE COMM. CTR.	274	654	0	0	2
0006 NEW LIFE ASSEMBLY GOD	525	2333	3	1	8
0007 CHELSEA CHURCH OF GOD	530	2382	3	1	13
0008 NORTH SHELBY BAPTIST	460	1412	3	0	5
0009 ASBURY UN METHODIST	682	2182	9	0	19
0010 BLACKWATCH SPORTS	820	2904	10	0	15
0011 SHOAL CREEK TOWN HALL	358	1284	6	0	7
0012 GREYSTONE FARMS CLUB	210	598	1	0	3
0013 HOOVER FIRE STA. #8	301	831	3	1	9

NAME HEADING CANVASS

SHELBY COUNTY
GENERAL ELECTION
NOVEMBER 3, 2020

OFFICIAL REPORT

RUN DATE:11/10/20 03:48 PM

REPORT-EL111

PAGE 0005

UNITED STATES SENATOR

WITH 45 OF 45 PRECINCTS REPORTING

(VOTE FOR) 1

T T
O U
M B W
M E R
Y R I
D J V T O V U V
O O I E V O N O
U N L - E T D T
G E L I R E E E
S E N S R S

(CONTINUED FROM PREVIOUS PAGE)

	(DEM)	(REP)	(NON)	-----	-----
0014 CHURCH AT BROOKHILLS	973	2768	4	0	14
0015 MEADOWBROOK BAPTIST	1159	1915	6	1	9
0016 NEW HOPE CUMBERLAND	357	1380	10	0	8
0017 1ST CHRISTIAN CH	951	1744	6	1	9
0018 VALLEYDALE BAPTIST	939	2976	15	0	18
0019 RIVERCHASE CHURCH CHRIST	1105	1833	9	1	19
0020 PELHAM CIVIC COMPLEX	1237	3580	5	3	27
0021 HELENA COMM. CTR.	2262	5589	14	2	27
0022 SOUTHCREST BAPTIST CH	678	2250	8	0	19
0023 CHURCH OF JESUS CHRIST	826	2094	4	0	12
0024 RESTORE-1ST UN METHODIST	1330	3066	13	4	18
0025 ALABASTER LIBERTY BAPTIST	560	317	1	0	7
0026 EVANGEL PRESBY. CH	1020	2527	7	0	19
0027 1ST PRESBY. CH	828	2078	7	1	20
0028 CHELSEA COMM. CTR.	229	1315	4	0	7
0029 PELHAM PARK & REC. CTR.	1704	2569	8	6	26
0030 STEWART STUDENT RETREAT	709	871	3	0	9
0031 PEA RIDGE COMM. CTR.	59	330	2	0	4
0032 RIVERCHASE BAPTIST	610	1167	3	0	9
0033 MONTEVALLO PARK & REC.	604	663	1	0	7
0034 ROY DOWNS MEMORIAL	1212	2101	3	3	9
0035 CONCORD BAPTIST CH	1376	2289	5	1	18
0036 CAMP BRANCH CIVIC CTR.	171	829	4	0	2
0037 COLUMBIANA REC. BLDG.	526	1918	4	0	16
0038 FOURMILE FIRE/RESCUE	67	780	1	0	3
0039 WILSONVILLE UN METHODIST	182	1286	0	1	5
0040 SHELBY IRON WORKS	134	824	3	0	4
0041 BAY SPRINGS BAPTIST	106	724	0	0	4
0042 CHRIST UN METHODIST	314	930	6	0	6
0043 FAITH PRESBY. CH	487	1719	8	0	8
0044 ABSENTEE	9027	6468	31	8	93
0045 PROVISIONAL	167	192	2	0	1
CANDIDATE TOTALS	36606	77836	236	36	554
CANDIDATE PERCENT	31.92	67.87	.20		

NAME HEADING CANVASS

SHELBY COUNTY
GENERAL ELECTION
NOVEMBER 3, 2020

OFFICIAL REPORT

RUN DATE:11/10/20 03:48 PM

REPORT-EL111

PAGE 0013

PRESIDENT, PUBLIC SERVICE COMMISSION

WITH 45 OF 45 PRECINCTS REPORTING

(VOTE FOR) 1

T A C
W N A W
I D V R
N R A I
L C K E N T O V U V
A A L S A E V O N O
U S E S U - E T D T
R E G I R E E E
A Y H N S R S
(DEM) (REP) (NON)

	RE AY (DEM)	GH (REP)	IN (NON)	RES	RES
0001 DUNNAVANT COMM. CTR.	48	386	0	0	7
0002 VANDIVER SR. CTR.	62	694	1	0	10
0003 TURNER HOLLIS LEGION	64	251	0	0	4
0004 VINCENT REVIVAL CTR.	345	827	4	0	16
0005 HARPERSVILLE COMM. CTR.	260	656	0	1	13
0006 NEW LIFE ASSEMBLY GOD	499	2313	1	1	56
0007 CHELSEA CHURCH OF GOD	487	2367	2	6	67
0008 NORTH SHELBY BAPTIST	418	1416	2	5	39
0009 ASBURY UN METHODIST	621	2199	3	0	69
0010 BLACKWATCH SPORTS	757	2886	2	3	101
0011 SHOAL CREEK TOWN HALL	315	1291	4	0	45
0012 GREYSTONE FARMS CLUB	180	609	1	1	21
0013 HOOVER FIRE STA. #8	262	857	3	0	23
0014 CHURCH AT BROOKHILLS	886	2776	3	4	90
0015 MEADOWBROOK BAPTIST	1060	1960	2	6	62
0016 NEW HOPE CUMBERLAND	322	1381	1	1	50
0017 1ST CHRISTIAN CH	900	1736	3	2	70
0018 VALLEYDALE BAPTIST	818	2997	7	3	123
0019 RIVERCHASE CHURCH CHRIST	1026	1868	3	2	68
0020 PELHAM CIVIC COMPLEX	1150	3576	4	4	118
0021 HELENA COMM. CTR.	2109	5566	12	9	198
0022 SOUTHCREST BAPTIST CH	629	2260	5	2	59
0023 CHURCH OF JESUS CHRIST	764	2106	4	0	62
0024 RESTORE-1ST UN METHODIST	1245	3087	8	3	88
0025 ALABASTER LIBERTY BAPTIST	551	312	2	0	20
0026 EVANGEL PRESBY. CH	956	2524	4	2	87
0027 1ST PRESBY. CH	793	2077	6	2	56
0028 CHELSEA COMM. CTR.	213	1311	2	1	28
0029 PELHAM PARK & REC. CTR.	1630	2564	7	3	109
0030 STEWART STUDENT RETREAT	678	871	1	1	41
0031 PEA RIDGE COMM. CTR.	42	339	2	0	12
0032 RIVERCHASE BAPTIST	555	1183	2	0	49
0033 MONTEVALLO PARK & REC.	565	669	2	0	39
0034 ROY DOWNS MEMORIAL	1167	2069	11	6	75
0035 CONCORD BAPTIST CH	1316	2276	8	5	84
0036 CAMP BRANCH CIVIC CTR.	159	825	2	0	20
0037 COLUMBIANA REC. BLDG.	486	1907	3	0	68
0038 FOURMILE FIRE/RESCUE	60	784	1	0	6
0039 WILSONVILLE UN METHODIST	171	1271	2	1	29
0040 SHELBY IRON WORKS	124	817	0	2	22
0041 BAY SPRINGS BAPTIST	79	734	2	0	19
0042 CHRIST UN METHODIST	278	946	2	0	30
0043 FAITH PRESBY. CH	424	1731	1	1	65
0044 ABSENTEE	8433	6746	10	27	417
0045 PROVISIONAL	152	199	2	2	7
CANDIDATE TOTALS	34059	78220	147	106	2742
CANDIDATE PERCENT	30.29	69.57	.13		

Exhibit 33

ELECTION HELD ON 8TH DAY OF NOVEMBER, 2022

SHELBY COUNTY, ALABAMA

We, the undersigned, constituting the Canvassing Board of the above county aforesaid hereby certify that the foregoing is a correct return of the votes cast for and against the candidates and/or questions in the above Election which were voted on at the election on the day and date first above set out.

Dated this 18th day of November, 2022.


CANVASSING BOARD



JOHN SAMANIEGO, SHERIFF




ALLISON S. BOYD, JUDGE OF PROBATE



MARY H. HARRIS, CIRCUIT CLERK







PRECINCT REPORT

SHELBY COUNTY
GENERAL ELECTION
NOV 8 2022

OFFICIAL REPORT

RUN DATE:11/17/22 12:09 PM

	IEA	BCT	BCB	VTT
	SRL	AAO	AAL	OUO
	TS	LST	LSA	TRT
	E	LTA	LTN	ENA
	R	O	L	O
	E	T	T	U
	D	S	S	T
0001 DUNNAVANT COMM. CTR.	601	277	0	46.09
0002 VANDIVER SR. CTR.	1112	497	0	44.69
0003 TURNER HOLLIS LEGION	469	226	0	48.19
0004 VINCENT REVIVAL CTR.	1916	752	0	39.25
0005 HARPERSVILLE COMM. CTR.	1508	622	0	41.25
0006 NEW LIFE ASSEMBLY GOD	5113	2087	0	40.82
0007 CHELSEA CHURCH OF GOD	4605	2000	0	43.43
0008 NORTH SHELBY BAPTIST	3512	1489	0	42.40
0009 ASBURY UN METHODIST	3857	1690	0	43.82
0010 SHELBY CO. SERVICES BLDG.	6731	2837	0	42.15
0011 SHOAL CREEK TOWN HALL	2670	1234	0	46.22
0012 GREYSTONE FARMS CLUB	1180	611	0	51.78
0013 FOUNDERS CLUBHOUSE	4605	2039	0	44.28
0014 CHURCH AT BROOKHILLS	6555	2031	0	30.98
0015 MEADOWBROOK BAPTIST	3930	1773	0	45.11
0016 NEW HOPE CUMBERLAND	2642	1297	0	49.09
0017 1ST CHRISTIAN CH	4888	1857	0	37.99
0018 VALLEYDALE BAPTIST	6328	2980	0	47.09
0019 RIVERCHASE CHURCH CHRIST	5417	2543	0	46.94
0020 PELHAM CIVIC COMPLEX	13106	4706	1	35.91
0021 HELENA COMM. CTR.	11317	4560	0	40.29
0022 CHURCH AT CAHABA BEND	4963	2261	0	45.56
0023 CHURCH OF JESUS CHRIST	4882	1881	0	38.53
0024 RESTORE-1ST UN METHODIST	12808	4772	0	37.26
0025 WESTWOOD BAPTIST CH	6037	2710	0	44.89
0026 EVANGEL PRESBY. CH	5658	2350	0	41.53
0027 WILSONVILLE UMC	3054	1434	0	46.95
0028 CHELSEA COMM. CTR.	2688	1160	0	43.15
0029 FAITH PRESBYTERIAN CH	3266	1538	0	47.09
0030 STEWART STUDENT RETREAT	5579	1865	0	33.43
0031 PEA RIDGE COMM. CTR.	591	248	0	41.96
0032 RIVERCHASE BAPTIST	2891	1324	0	45.80
0033 CHRIST CH UNITED METHODIST	2038	1052	0	51.62
0034 ROY DOWNS MEMORIAL	6816	2198	1	32.25
0035 HOPE MOUNTAIN CH	6744	2474	0	36.68
0036 SOUTH SHELBY BAPT. CH	2964	1201	0	40.52
0037 OLD MILL SQUARE	4735	1853	0	39.13
0038 ABSENTEE	0	1740	0	
0039 PROVISIONAL	0	56	0	
CANDIDATE TOTALS	167776	70225	2	41.86

PRECINCT REPORT

SHELBY COUNTY
GENERAL ELECTION
NOV 8 2022

OFFICIAL REPORT

RUN DATE:11/17/22 12:09 PM

STRAIGHT PARTY VOTING

(VOTE FOR) 1

ADP ARP LPA
LEA LEA IAL
AMR APR BRA
BOT BUT ETB
ACY ABY RYA
MR ML T M
AA AI AOA
T C RF
I A I
C N N
(DEM) (REP) (LIB)

	(DEM)	(REP)	(LIB)
0001 DUNNAVANT COMM. CTR.	6	191	1
0002 VANDIVER SR. CTR.	18	355	1
0003 TURNER HOLLIS LEGION	27	140	0
0004 VINCENT REVIVAL CTR.	152	413	2
0005 HARPERSVILLE COMM. CTR.	151	328	4
0006 NEW LIFE ASSEMBLY GOD	203	1263	10
0007 CHELSEA CHURCH OF GOD	153	1166	13
0008 NORTH SHELBY BAPTIST	188	829	5
0009 ASBURY UN METHODIST	144	978	4
0010 SHELBY CO. SERVICES BLDG.	227	1564	12
0011 SHOAL CREEK TOWN HALL	84	734	2
0012 GREYSTONE FARMS CLUB	52	354	7
0013 FOUNDERS CLUBHOUSE	180	1208	10
0014 CHURCH AT BROOKHILLS	321	979	5
0015 MEADOWBROOK BAPTIST	160	946	7
0016 NEW HOPE CUMBERLAND	60	784	2
0017 1ST CHRISTIAN CH	241	894	11
0018 VALLEYDALE BAPTIST	227	1599	11
0019 RIVERCHASE CHURCH CHRIST	268	1321	5
0020 PELHAM CIVIC COMPLEX	763	2073	22
0021 HELENA COMM. CTR.	587	2174	35
0022 CHURCH AT CAHABA BEND	206	1229	7
0023 CHURCH OF JESUS CHRIST	311	916	8
0024 RESTORE-1ST UN METHODIST	837	2252	29
0025 WESTWOOD BAPTIST CH	348	1391	12
0026 EVANGEL PRESBY. CH	324	1218	15
0027 WILSONVILLE UMC	71	959	7
0028 CHELSEA COMM. CTR.	72	721	8
0029 FAITH PRESBYTERIAN CH	80	872	4
0030 STEWART STUDENT RETREAT	452	774	15
0031 PEA RIDGE COMM. CTR.	6	152	4
0032 RIVERCHASE BAPTIST	164	635	5
0033 CHRIST CH UNITED METHODIST	90	586	3
0034 ROY DOWNS MEMORIAL	543	968	11
0035 HOPE MOUNTAIN CH	581	1052	20
0036 SOUTH SHELBY BAPT. CH	47	824	8
0037 OLD MILL SQUARE	185	1125	5
0038 ABSENTEE	188	1033	5
0039 PROVISIONAL	11	33	0
CANDIDATE TOTALS	8728	37033	335
CANDIDATE PERCENT	18.93	80.33	.72

=====

PRECINCT REPORT

SHELBY COUNTY
GENERAL ELECTION
NOV 8 2022

OFFICIAL REPORT

RUN DATE:11/17/22 12:09 PM

GOVERNOR

(VOTE FOR) 1

Y R F			W
O O L	J " B	R	
L C O	A J L	I	
A H W	M i A	T	
N E E	K I	E m K	E
D L R	A V	S m E	-
A L S	Y E	y "	I
E	Y	"	N
(DEM)	(REP)	(LIB)	(NON)

0001 DUNNAVANT COMM. CTR.	14	241	17	2
0002 VANDIVER SR. CTR.	30	440	20	6
0003 TURNER HOLLIS LEGION	38	178	8	2
0004 VINCENT REVIVAL CTR.	181	527	30	10
0005 HARPERSVILLE COMM. CTR.	177	424	18	2
0006 NEW LIFE ASSEMBLY GOD	319	1654	86	23
0007 CHELSEA CHURCH OF GOD	272	1593	118	11
0008 NORTH SHELBY BAPTIST	305	1127	45	9
0009 ASBURY UN METHODIST	279	1327	63	10
0010 SHELBY CO. SERVICES BLDG.	476	2214	115	26
0011 SHOAL CREEK TOWN HALL	168	1013	43	5
0012 GREYSTONE FARMS CLUB	87	495	26	3
0013 FOUNDERS CLUBHOUSE	302	1647	67	12
0014 CHURCH AT BROOKHILLS	552	1370	85	12
0015 MEADOWBROOK BAPTIST	315	1349	89	13
0016 NEW HOPE CUMBERLAND	156	1054	70	9
0017 1ST CHRISTIAN CH	468	1253	96	24
0018 VALLEYDALE BAPTIST	499	2272	147	33
0019 RIVERCHASE CHURCH CHRIST	519	1876	109	20
0020 PELHAM CIVIC COMPLEX	1340	3026	247	67
0021 HELENA COMM. CTR.	1074	3154	252	67
0022 CHURCH AT CAHABA BEND	386	1743	97	23
0023 CHURCH OF JESUS CHRIST	503	1263	95	17
0024 RESTORE-1ST UN METHODIST	1315	3132	252	45
0025 WESTWOOD BAPTIST CH	591	1967	115	24
0026 EVANGEL PRESBY. CH	565	1639	119	19
0027 WILSONVILLE UMC	95	1269	57	8
0028 CHELSEA COMM. CTR.	119	967	57	14
0029 FAITH PRESBYTERIAN CH	171	1250	91	10
0030 STEWART STUDENT RETREAT	685	1081	78	15
0031 PEA RIDGE COMM. CTR.	13	214	20	1
0032 RIVERCHASE BAPTIST	332	909	68	10
0033 CHRIST CH UNITED METHODIST	161	835	41	5
0034 ROY DOWNS MEMORIAL	789	1299	81	20
0035 HOPE MOUNTAIN CH	901	1434	103	27
0036 SOUTH SHELBY BAPT. CH	79	1063	47	4
0037 OLD MILL SQUARE	251	1515	70	12
0038 ABSENTEE	371	1346	50	13
0039 PROVISIONAL	15	36	5	0
CANDIDATE TOTALS	14913	51196	3197	633
CANDIDATE PERCENT	21.32	73.20	4.57	.90

=====

PRECINCT REPORT

SHELBY COUNTY
GENERAL ELECTION
NOV 8 2022

OFFICIAL REPORT

RUN DATE:11/17/22 12:09 PM

UNITED STATES SENATOR

(VOTE FOR) 1

	W B I O L Y L D (DEM)	K B A R T I E T (REP)	J S O O H P N H O C L E S (LIB)	W R I T E I N (NON)
0001 DUNNAVANT COMM. CTR.	18	250	7	0
0002 VANDIVER SR. CTR.	36	443	16	0
0003 TURNER HOLLIS LEGION	39	181	4	0
0004 VINCENT REVIVAL CTR.	192	533	23	1
0005 HARPERSVILLE COMM. CTR.	176	427	17	1
0006 NEW LIFE ASSEMBLY GOD	341	1647	71	15
0007 CHELSEA CHURCH OF GOD	300	1590	89	8
0008 NORTH SHELBY BAPTIST	341	1095	43	3
0009 ASBURY UN METHODIST	313	1303	57	6
0010 SHELBY CO. SERVICES BLDG.	503	2218	96	11
0011 SHOAL CREEK TOWN HALL	188	992	34	11
0012 GREYSTONE FARMS CLUB	105	470	34	0
0013 FOUNDERS CLUBHOUSE	354	1610	52	7
0014 CHURCH AT BROOKHILLS	590	1353	67	10
0015 MEADOWBROOK BAPTIST	334	1337	80	8
0016 NEW HOPE CUMBERLAND	189	1047	52	4
0017 1ST CHRISTIAN CH	520	1248	71	5
0018 VALLEYDALE BAPTIST	577	2259	107	16
0019 RIVERCHASE CHURCH CHRIST	577	1860	81	9
0020 PELHAM CIVIC COMPLEX	1476	2991	206	7
0021 HELENA COMM. CTR.	1159	3157	206	15
0022 CHURCH AT CAHABA BEND	431	1722	72	17
0023 CHURCH OF JESUS CHRIST	531	1257	80	6
0024 RESTORE-1ST UN METHODIST	1399	3130	201	12
0025 WESTWOOD BAPTIST CH	651	1941	94	14
0026 EVANGEL PRESBY. CH	609	1635	91	4
0027 WILSONVILLE UMC	113	1253	57	4
0028 CHELSEA COMM. CTR.	140	949	53	5
0029 FAITH PRESBYTERIAN CH	220	1226	67	11
0030 STEWART STUDENT RETREAT	717	1063	76	3
0031 PEA RIDGE COMM. CTR.	14	211	17	2
0032 RIVERCHASE BAPTIST	378	886	46	5
0033 CHRIST CH UNITED METHODIST	192	822	32	2
0034 ROY DOWNS MEMORIAL	812	1321	54	6
0035 HOPE MOUNTAIN CH	944	1427	86	6
0036 SOUTH SHELBY BAPT. CH	94	1062	34	4
0037 OLD MILL SQUARE	279	1500	59	3
0038 ABSENTEE	409	1307	54	7
0039 PROVISIONAL	15	39	2	0
CANDIDATE TOTALS	16276	50762	2588	248
CANDIDATE PERCENT	23.29	72.64	3.70	.35

PRECINCT REPORT

SHELBY COUNTY
GENERAL ELECTION
NOV 8 2022

OFFICIAL REPORT

RUN DATE:11/17/22 12:09 PM

ATTORNEY GENERAL

(VOTE FOR) 1

	W E N D E R L L (DEM)	S M T A E R V S E H A L (REP)	W R I T E - I N (NON)
0001 DUNNAVANT COMM. CTR.	17	258	1
0002 VANDIVER SR. CTR.	39	456	1
0003 TURNER HOLLIS LEGION	39	183	0
0004 VINCENT REVIVAL CTR.	199	550	0
0005 HARPERSVILLE COMM. CTR.	180	437	1
0006 NEW LIFE ASSEMBLY GOD	354	1717	0
0007 CHELSEA CHURCH OF GOD	319	1665	1
0008 NORTH SHELBY BAPTIST	355	1123	0
0009 ASBURY UN METHODIST	325	1349	1
0010 SHELBY CO. SERVICES BLDG.	537	2279	2
0011 SHOAL CREEK TOWN HALL	205	1016	2
0012 GREYSTONE FARMS CLUB	116	486	0
0013 FOUNDERS CLUBHOUSE	370	1647	2
0014 CHURCH AT BROOKHILLS	619	1389	4
0015 MEADOWBROOK BAPTIST	366	1384	0
0016 NEW HOPE CUMBERLAND	202	1085	0
0017 1ST CHRISTIAN CH	558	1270	5
0018 VALLEYDALE BAPTIST	621	2312	3
0019 RIVERCHASE CHURCH CHRIST	612	1900	4
0020 PELHAM CIVIC COMPLEX	1527	3137	4
0021 HELENA COMM. CTR.	1228	3276	2
0022 CHURCH AT CAHABA BEND	441	1798	2
0023 CHURCH OF JESUS CHRIST	559	1306	5
0024 RESTORE-1ST UN METHODIST	1481	3240	6
0025 WESTWOOD BAPTIST CH	674	1999	6
0026 EVANGEL PRESBY. CH	633	1694	1
0027 WILSONVILLE UMC	117	1305	0
0028 CHELSEA COMM. CTR.	145	1002	1
0029 FAITH PRESBYTERIAN CH	239	1276	3
0030 STEWART STUDENT RETREAT	734	1109	1
0031 PEA RIDGE COMM. CTR.	16	227	0
0032 RIVERCHASE BAPTIST	403	905	3
0033 CHRIST CH UNITED METHODIST	197	845	2
0034 ROY DOWNS MEMORIAL	838	1339	5
0035 HOPE MOUNTAIN CH	977	1465	3
0036 SOUTH SHELBY BAPT. CH	100	1089	1
0037 OLD MILL SQUARE	284	1550	2
0038 ABSENTEE	420	1355	0
0039 PROVISIONAL	16	39	0
CANDIDATE TOTALS	17062	52462	74
CANDIDATE PERCENT	24.51	75.37	.10

=====

PRECINCT REPORT

SHELBY COUNTY
GENERAL ELECTION
NOV 8 2022

OFFICIAL REPORT

RUN DATE:11/17/22 12:09 PM

ASSOCIATE JUSTICE OF THE SUPREME COURT, PLACE 5

(VOTE FOR) 1

W
R
I
T
A L K
N . E G C E
I L R O -
T L E O I
A Y G K N
(DEM) (REP) (NON)

	A Y (DEM)	G K (REP)	N (NON)
0001 DUNNAVANT COMM. CTR.	18	256	0
0002 VANDIVER SR. CTR.	40	454	0
0003 TURNER HOLLIS LEGION	40	180	0
0004 VINCENT REVIVAL CTR.	200	550	0
0005 HARPERSVILLE COMM. CTR.	177	439	0
0006 NEW LIFE ASSEMBLY GOD	352	1711	1
0007 CHELSEA CHURCH OF GOD	319	1652	1
0008 NORTH SHELBY BAPTIST	349	1116	3
0009 ASBURY UN METHODIST	326	1337	1
0010 SHELBY CO. SERVICES BLDG.	538	2267	4
0011 SHOAL CREEK TOWN HALL	205	1011	2
0012 GREYSTONE FARMS CLUB	116	479	0
0013 FOUNDERS CLUBHOUSE	376	1634	4
0014 CHURCH AT BROOKHILLS	615	1383	2
0015 MEADOWBROOK BAPTIST	362	1376	0
0016 NEW HOPE CUMBERLAND	200	1078	1
0017 1ST CHRISTIAN CH	548	1260	3
0018 VALLEYDALE BAPTIST	593	2321	7
0019 RIVERCHASE CHURCH CHRIST	618	1882	2
0020 PELHAM CIVIC COMPLEX	1536	3086	11
0021 HELENA COMM. CTR.	1237	3242	3
0022 CHURCH AT CAHABA BEND	441	1782	3
0023 CHURCH OF JESUS CHRIST	572	1286	7
0024 RESTORE-1ST UN METHODIST	1473	3220	10
0025 WESTWOOD BAPTIST CH	671	2000	6
0026 EVANGEL PRESBY. CH	641	1673	4
0027 WILSONVILLE UMC	122	1294	0
0028 CHELSEA COMM. CTR.	139	1003	1
0029 FAITH PRESBYTERIAN CH	235	1269	0
0030 STEWART STUDENT RETREAT	734	1091	13
0031 PEA RIDGE COMM. CTR.	15	226	0
0032 RIVERCHASE BAPTIST	404	900	1
0033 CHRIST CH UNITED METHODIST	192	839	0
0034 ROY DOWNS MEMORIAL	842	1328	4
0035 HOPE MOUNTAIN CH	972	1459	4
0036 SOUTH SHELBY BAPT. CH	97	1090	0
0037 OLD MILL SQUARE	290	1544	0
0038 ABSENTEE	419	1340	4
0039 PROVISIONAL	15	40	0
CANDIDATE TOTALS	17039	52098	102
CANDIDATE PERCENT	24.60	75.24	.14

=====

PRECINCT REPORT

SHELBY COUNTY
GENERAL ELECTION
NOV 8 2022

OFFICIAL REPORT

RUN DATE:11/17/22 12:09 PM

SECRETARY OF STATE

(VOTE FOR) 1

P J L W
A . A R
M F J " S I
E F W A A M H T
L I E L S a E E
A T S L O t L -
T E N t B I
E N " Y N
(DEM) (REP) (LIB) (NON)

0001 DUNNAVANT COMM. CTR.	17	245	12	0
0002 VANDIVER SR. CTR.	36	448	11	0
0003 TURNER HOLLIS LEGION	39	179	2	0
0004 VINCENT REVIVAL CTR.	194	544	9	0
0005 HARPERSVILLE COMM. CTR.	174	427	18	0
0006 NEW LIFE ASSEMBLY GOD	339	1672	61	0
0007 CHELSEA CHURCH OF GOD	295	1605	86	0
0008 NORTH SHELBY BAPTIST	330	1103	42	1
0009 ASBURY UN METHODIST	306	1301	63	0
0010 SHELBY CO. SERVICES BLDG.	505	2221	99	0
0011 SHOAL CREEK TOWN HALL	182	996	45	1
0012 GREYSTONE FARMS CLUB	98	472	33	0
0013 FOUNDERS CLUBHOUSE	347	1613	64	2
0014 CHURCH AT BROOKHILLS	592	1356	59	2
0015 MEADOWBROOK BAPTIST	338	1336	73	0
0016 NEW HOPE CUMBERLAND	179	1048	58	0
0017 1ST CHRISTIAN CH	525	1206	98	3
0018 VALLEYDALE BAPTIST	572	2248	113	3
0019 RIVERCHASE CHURCH CHRIST	581	1848	85	2
0020 PELHAM CIVIC COMPLEX	1463	2969	231	2
0021 HELENA COMM. CTR.	1139	3144	236	1
0022 CHURCH AT CAHABA BEND	414	1739	85	1
0023 CHURCH OF JESUS CHRIST	534	1246	87	2
0024 RESTORE-1ST UN METHODIST	1397	3107	231	1
0025 WESTWOOD BAPTIST CH	630	1945	107	4
0026 EVANGEL PRESBY. CH	608	1627	98	0
0027 WILSONVILLE UMC	109	1276	39	0
0028 CHELSEA COMM. CTR.	137	977	42	0
0029 FAITH PRESBYTERIAN CH	210	1226	76	2
0030 STEWART STUDENT RETREAT	711	1075	57	2
0031 PEA RIDGE COMM. CTR.	12	214	15	0
0032 RIVERCHASE BAPTIST	366	881	65	1
0033 CHRIST CH UNITED METHODIST	187	824	29	0
0034 ROY DOWNS MEMORIAL	789	1283	103	6
0035 HOPE MOUNTAIN CH	923	1411	109	2
0036 SOUTH SHELBY BAPT. CH	89	1063	38	0
0037 OLD MILL SQUARE	269	1523	47	1
0038 ABSENTEE	413	1323	35	2
0039 PROVISIONAL	15	38	3	0
CANDIDATE TOTALS	16064	50759	2764	41
CANDIDATE PERCENT	23.07	72.90	3.96	.05

=====

Exhibit 34

**UNITED STATES DISTRICT COURT
FOR THE NORTHERN DISTRICT OF ALABAMA
SOUTHERN DIVISION**

BOBBY SINGLETON, <i>et al.</i> ,)	
)	
<i>Plaintiffs,</i>)	
)	Civil Action No.:
v.)	2:21-cv-01291-AMM
)	
WES ALLEN, in his official)	THREE-JUDGE COURT
capacity as Alabama Secretary of State,)	
<i>et al.</i> ,)	
)	
<i>Defendants.</i>)	

**DEFENDANT SECRETARY OF STATE WES ALLEN’S OBJECTIONS
AND RESPONSES TO SINGLETON PLAINTIFFS’ FIRST SET OF
REQUESTS FOR ADMISSION**

Pursuant to Fed. R. Civ. P. 26 and Fed. R. Civ. P. 36, Alabama Secretary of State Wes Allen hereby responds to the *Singleton* Plaintiffs’ First Set of Requests for Admission.

General Statement

Secretary Allen has relied on the information presently available to him. Further or different information may be discovered during the discovery phase of the litigation. Secretary Allen will amend his Objections and Responses to the extent required pursuant to Fed. R. Civ. P. 26.

Secretary Allen’s Responses to each request are made subject to all objections as to privilege, competence, relevance, materiality, propriety, and admissibility, as well as any and all other obligations and grounds that would require the exclusion of

evidence. Secretary Allen reserves the right to make any and all such objections at the appropriate time.

General Objections

Secretary Allen objects to the Instructions to the extent that they purport to impose any requirements or obligations different from those contained in the Federal Rules of Civil Procedure, the local Rules of this Court, applicable orders of the Court, and/or related agreements.

Secretary Allen further objects to each and every request that is not “separately stated” as required by Fed. R. Civ. P. 36(a)(2).

REQUESTS FOR ADMISSION

Request for Admission No. 1: From 1822 until 1965, Alabama drew its Congressional districts with whole counties.

Response: Admitted that Alabama used a whole-county Congressional map from 1822 to 1965, although the Alabama Legislature passed a plan in 1961 that split Jefferson County.

Request for Admission No. 2: In 1961, the Alabama Legislature passed a bill that divided Jefferson County among four Congressional Districts.

Response: Admitted.

Request for Admission No. 3: Governor John Patterson vetoed this bill, saying it would “divest the citizens of that county of direct representation in Congress, is ... unthinkable, unwise, above all wrong, and therefore unconstitutional.”¹

¹ ANNE PERMALOFF AND CARL GRAFTON, POLITICAL POWER IN ALABAMA 134-35 (1995).

Response: Admitted that Governor Patterson vetoed the 1961 bill and that the book cited in the footnote reports that Governor Patterson made the quoted statement. Secretary Allen lacks sufficient information to admit or deny whether that was in fact Governor Patterson’s statement or position.

Request for Admission No. 4: In February 1964, the U.S. Supreme Court ruled that Congressional districts must be equal in population. *Wesberry v. Sanders*, 376 U.S. 1 (1964).

Response: Admitted that the Court “h[e]ld that, construed in its historical context, the command of Art. I, s 2, that Representatives be chosen ‘by the People of the several States’ means that *as nearly as is practicable* one man’s vote in a congressional election is to be worth as much as another’s.” *Wesberry v. Sanders*, 376 U.S. 1, 7-8 (1964) (footnotes omitted; emphasis added). Otherwise denied.

Request for Admission No. 5: In March 1964, a three-judge panel held that Alabama’s nine-district scheme for primary elections violated Article I, § 2 of the U.S. Constitution and the Equal Protection Clause in the Fourteenth Amendment. *Moore v. Moore*, 229 F. Supp. 435 (S.D. Ala. 1964) (three-judge court).

Response: Admitted with the qualification that the Equal Protection violation related to the one-person, one-vote principle only.

Request for Admission No. 6: The *Moore* court gave the Legislature two years to enact a constitutional redistricting plan.

Response: Admitted

Request for Admission No. 7: In August 1964, the Legislature considered a plan that kept all Alabama counties whole, including Jefferson County, even though at 634,864 in the 1960 census, the county’s population exceeded the ideal population of the eight Congressional districts at that time, which was 409,250.

Response: Admitted, except that the ideal district size according to the 1960 census was 408,342.5.

Request for Admission No. 8: Attorney General Richmond Flowers warned that such a large population deviation would not survive federal court scrutiny.²

Response: Secretary Allen lacks sufficient information to admit or deny this request.

Request for Admission No. 9: In the 1965 regular session, the Legislature enacted a plan that split Jefferson County among three Congressional Districts.

Response: Admitted.

Request for Admission No. 10: The *Moore* court declared the plan constitutionally valid, even though it had a maximum population deviation of 13.3%. *Moore v. Moore*, 246 F. Supp. 578 (S.D. Ala. 1965) (three judge court). The Court found it “obvious that [Jefferson County] must be divided between at least two Congressional Districts.” *Id.* at 580–81.

Response: Admitted with the qualification that in the 1965 plan the most overpopulated district deviated by 7.3% over the ideal district population and the most underpopulated districts deviated by 6% under the ideal district population, giving the plan a total population deviation of 13.3%. Based on its usage here, Secretary Allen takes Plaintiffs’ use of the phrases “maximum population deviation” and “maximum deviation” to refer to the range of deviation between the most and least populated districts (as opposed to the individual measure of deviation of the single district with the greatest deviation). Plaintiffs’ remaining requests are answered subject to that understanding.

² *Alabama Journal*, November 23, 1964, p. 13.

Request for Admission No. 11: Jefferson County was the only county split in the 1965 plan and in the post 1970 census plan.

Response: Admitted.

Request for Admission No. 12: The post 1970 census plan split Jefferson County among three Districts. The maximum deviation under this plan was 0.8%.

Response: Admitted.

Request for Admission No. 13: Only Jefferson County and St. Clair County were split in the post 1980 census plan. The ideal size of a district was 556,270, smaller than Jefferson County's population, which was 671,371 in the 1980 census. The maximum deviation among the seven districts was 2.59%.

Response: Admitted.

Request for Admission No. 14: In 1992, seven counties were split for the predominant purpose of drawing one majority-black District. *Wesch v. Hunt*, 785 F. Supp. 1491 (S.D. Ala. 1992) (three-judge court), *aff'd sub nom. Camp v. Wesch*, 504 U.S. 902 (1992), *Figures v. Hunt*, 507 U.S. 901 (1993).

Response: Admitted that seven counties were split in the 1992 Congressional plan adopted by a three-judge court. Otherwise denied.

Request for Admission No. 15: Before 1992, the Legislature had never published any redistricting principles that included a specific maximum population deviation for Congressional districts.

Response: Admitted.

Request for Admission No. 16: In the 2000 census, Jefferson County's population rose to 662,285, which was still larger than the size of an ideal Congressional district (635,299). The post-2000 census plan split Jefferson County and seven other counties, maintaining zero population deviation.

Response: Admitted.

Request for Admission No. 17: In the 2010 census, Jefferson County’s population, 658,158, fell below the ideal size of Congressional districts (682,819), making splitting an Alabama county no longer mathematically necessary.

Response: Admitted that based on the 2010 census, Jefferson County’s population fell below the ideal size of a Congressional district. Otherwise denied.

Request for Admission No. 18: In 2011, the Legislature passed a plan that continued to split Jefferson County. The 2011 plan had zero population deviation.

Response: Admitted.

Request for Admission No. 19: District 7 in the Act 2021-555 plan retains all or part of the same fourteen counties contained in District 7 in the 2011 plan, including the majority-Black rural counties, Sumter, Greene, Hale, Perry, Marengo, Dallas, Wilcox, and Lowndes.

Response: Admitted.

Request for Admission No. 20: 303,168 or 74.0% of the 409,643 Black Population in District 7 comes from three counties that were split in the 1992 and 2011 plans: Jefferson, Tuscaloosa, and Montgomery.³

Response: Admitted.

Request for Admission No. 21: Of the 294,027 people in the part of Jefferson County in District 7, 62.8% are Black. Of the 380,694 people in the rest of Jefferson County, all of which is assigned to District 6, 27.6% are Black.

Response: Admitted.

Request for Admission No. 22: Of the 184,266 people in the part of Tuscaloosa County in District 7, 37.0% are Black. Of the 42,770 people in the rest of Tuscaloosa County, all of which is assigned to District 4, 8.3% are Black.

Response: Admitted.

³ For purposes of these Requests for Admission, “Black” is defined as “Black alone or in combination with other races, including Hispanic.”

Request for Admission No. 23: Of the 65,519 people in the part of Montgomery County in District 7, 80.7% are Black. Of the 166,435 people in the rest of Montgomery County, all of which is assigned to District 2, 50.2% are Black.

Response: Admitted.

Request for Admission No. 24: Plaintiffs Rodger Smitherman and Eddie Billingsley are Black registered voters who reside in Jefferson County and within the boundaries of Congressional District 7 in both the 2011 and 2021 enacted plans.

Response: Secretary Allen lacks sufficient information to admit or deny this request.

Request for Admission No. 25: Plaintiff Leonette W. Slay is a White registered voter who resides in Jefferson County and within the boundaries of Congressional District 6 in both the 2011 and 2021 enacted plans.

Response: Secretary Allen lacks sufficient information to admit or deny this request.

Request for Admission No. 26: Plaintiff Bobby Singleton is a Black registered voter who resides in Hale County and within the boundaries of Congressional District 7 in both the 2011 and 2021 enacted plans.

Response: Admitted.

Request for Admission No. 27: Plaintiffs Darryl Andrews and Andrew Walker are Black registered voters who reside in Montgomery County and within the boundaries of Congressional District 2 in both the 2011 and 2021 enacted plans.

Response: Defendant lacks sufficient information to admit or deny this request.

Request for Admission No. 28: In the Plaintiffs' Whole County Plan, the following candidates received more votes than their opponent in the general election in the counties in Districts 6 and 7:

Year	Office	Candidate
2012	President	Barack Obama
2014	Governor	Parker Griffith
2014	Lieutenant Governor	James Fields
2014	Auditor	Miranda Joseph
2016	President	Hillary Clinton
2016	U.S. Senate	Ron Crumpton
2017	U.S. Senate	Doug Jones
2018	Governor	Walt Maddox
2018	Lieutenant Governor	Will Boyd
2018	Auditor	Miranda Joseph
2020	President	Joe Biden
2020	U.S. Senate	Doug Jones

Response: Admitted that the listed candidates received more votes than their opponents in the counties in District 6 in the Plaintiffs' Whole County Plan when the votes cast in all such counties are totaled, and in the counties in District 7 in the Plaintiffs' Whole County Plan when the votes cast in all such counties are totaled.

Request for Admission No. 29: In the 2010 election for District 7 Representative, Democratic candidate Terri Sewell received 136,696 votes (72.4%), Republican candidate Don Chamberlain received 51,890 votes (27.5%), and write-in candidates received 138 votes (<0.1%). According to Alabama's preclearance submission to the Department of Justice in 2011, the Black population of District 7, using 2010 census figures, was 62.83% of the total population of the district, and the Black Voting Age Population was 59.75% of the Voting Age Population.

Response: Admitted, except that according to Alabama's preclearance submission to the Department of Justice in 2011, the Black population of District 7, using 2010 census figures, was 63.57% of the total population of the district, and the Black Voting Age Population was 60.55% of the Voting Age Population.

Request for Admission No. 30: In the 2012 election for District 7 Representative, Democratic candidate Terri Sewell received 232,520 votes (75.8%), Republican candidate Don Chamberlain received 73,835 votes (24.1%), and write-in candidates

received 203 votes (<0.1%). According to Alabama's preclearance submission to the Department of Justice in 2011, the Black population of District 7, using 2010 census figures, was 63.57% of the total population of the district, and the Black Voting Age Population was 60.55% of the Voting Age Population.

Response: Admitted.

Request for Admission No. 31: The United States Bureau of the Census releases data to the states after each census for use in redistricting. This data includes population and demographic information for each census block.

Response: Admitted that the United States Bureau of the Census releases data to the States for use in redistricting that includes population and demographic information for each census block, but that by using a process known as "differential privacy," the Bureau purportedly altered the population and demographic information for many or all census blocks before release.

Request for Admission No. 32: Following the 2020 Census, the Census Bureau was statutorily required to release this redistricting data no later than April 1, 2021. 13 U.S.C. § 141. However, in February 2021, the Census Bureau issued a press release stating that it would not release the redistricting data until September 30, 2021. On March 10, 2021, the State of Alabama sued the Census Bureau to require it to comply with the statutory deadline. *See Alabama v. United States Dep't of Com.*, No. 3:21-CV-211-RAH-ECM-KCN, (M.D. Ala.) (three-judge court). On March 15, 2021, the Census Bureau issued a further press release stating it could provide redistricting data in a legacy format by mid-to-late August 2021. The Census Bureau provided initial redistricting data to Alabama on August 12, 2021.

Response: Admitted.

Request for Admission No. 33: On May 5, 2021, the Reapportionment Committee of the Alabama Legislature passed the Redistricting Guidelines to be used by the Committee during the redistricting process. Those Guidelines passed on a 16-1 vote, with both Republicans and Democrats as well as Black and White legislators supporting the Guidelines.

Response: Admitted.

Request for Admission No. 34: The Reapportionment Committee held 28 public hearings at locations around the state between September 1 and September 16. The public could attend these hearings in person or via videoconference.

Response: Admitted.

Request for Admission No. 35: On October 25, 2021, Alabama Governor Kay Ivey officially called for the Legislature to convene in a special session to address redistricting.

Response: Admitted.

Request for Admission No. 36: On October 26, 2021, the Reapportionment Committee met and considered a draft congressional plan.

Response: Admitted.

Request for Admission No. 37: On October 28, 2021, the special session began and the Congressional Plan (then H.B. 1) was assigned to the House Committee on State Government. On October 29, the Congressional Plan (in addition to three other redistricting plans) was voted out of committee. All Black Representatives on the Committee voted against the map.

Response: Admitted. Admitted further that all Democrats on the Committee voted against the map.

Request for Admission No. 38: On November 1, the House of Representatives considered the Congressional Plan. The same day, the House passed the Congressional Plan 65-38; in addition to every Democratic Representative, several Republicans voted against the plan. One Black Representative, Rep. Keith Paschal who is the sole Black Republican legislator, voted in favor of the Congressional Plan.

Response: Admitted.

Request for Admission No. 39: On November 2, the Senate General Fund and Appropriations Committee considered the Congressional Plan. The Plan was voted out of Committee that same day. All Black Senators on the Committee voted against the map.

Response: Admitted, except that the Plan was considered by the Senate Finance and Taxation General Fund Committee. Admitted further that all Democrats on the Committee voted against the map.

Request for Admission No. 40: On November 3, the full Senate approved the Congressional Plan 22-7 and forwarded the Plan to Alabama Governor Kay Ivey. All six Black Senators present and Billy Beasley, the sole White Democratic Senator, voted against the map. On November 4, Governor Ivey signed the Congressional Plan into law.

Response: Admitted.

Request for Admission No. 41: On Tuesday, July 23, 2022 a special election was held to fill a vacancy in District 73 of the Alabama House of Representatives. The winner was Kenneth Paschal, the Republican candidate, who received 2,743 votes. Representative Paschal is African American. His white Democratic opponent received 920 votes. District 73 is located in Shelby County, Alabama. Based on 2010 census data, the voting-age population of District 73 was 84.12% white and 9.75% black. (See ALBC doc. 338-1). Representative Paschal defeated a white Republican candidate in the primary election by 64 votes. Representative Paschal received 1,476 votes, while his white opponent received 1,412 votes.

Response: Admitted.

Request for Admission No. 42: On March 12, 2020, James Blacksher, Dorman Walker, and Jim Davis appeared together on a panel to discuss redistricting in a program held by the Montgomery Inns of Court. Blacksher told the audience that it should be possible to draw Congressional districts that kept Montgomery County and all other counties whole.

Response: Admitted that the three appeared on a panel to discuss redistricting and that Mr. Blacksher made the statement.

Request for Admission No. 43: In April 2021, Blacksher asked Bill Cooper, who had been his map drawer during the *ALBC v. Alabama* proceedings, to see if a seven Congressional districts, whole county plan could be drawn using census estimates that were available at the county level only.

Response: Admitted that Bill Cooper was plaintiffs' map drawer in the *ALBC v. Alabama* proceedings and that Jim Blacksher was counsel for the plaintiffs in that litigation. Secretary Allen lacks sufficient information to admit or deny the remainder of this request.

Request for Admission No. 44: The only instructions Blacksher gave Cooper were to keep counties whole and to attempt to keep the Black Belt counties together.

Response: Secretary Allen lacks sufficient information to admit or deny this request.

Request for Admission No. 45: Mr. Cooper produced the plan filed by the *Singleton* Plaintiffs as Exhibit 69.

Response: Admitted.

Request for Admission No. 46: Blacksher and his colleague Ed Still circulated Cooper's plan widely among Black political leaders and organizations who were preparing for post-2020 census redistricting, including the ACLU, Southern Poverty Law Center, NAACP Legal Defense Fund, Greater Birmingham Ministries, and the League of Women Voters of Alabama. Counsel for many of these organizations represent parties in *Milligan*.

Response: Admitted that some counsel who represent the plaintiffs in *Milligan* are with the NAACP Legal Defense Fund or the ACLU. Secretary Allen lacks sufficient information to admit or deny the remainder of this request.

Request for Admission No. 47: The League of Women Voters of Alabama (LWVAL) agreed to sponsor the whole county plan in public discussions and hearings involving the legislative redistricting process.

Response: Admitted.

Request for Admission No. 48: Bill Cooper informed Blacksher in late May that he was under contract with the Perkins Coie law firm and had a conflict of interest.

Blacksher phoned Abha Khanna, who confirmed that Mr. Cooper would not be able to continue working with Blacksher on Congressional redistricting in Alabama.

Response: Secretary Allen lacks sufficient information to admit or deny this request.

Request for Admission No. 49: At Mr. Cooper's suggestion, in early August 2021 Blacksher engaged Dr. Gerald Webster and the CART Lab at the University of Alabama to insert the 2020 census data in Cooper's whole county plan when the Legacy data were released by the Census Bureau. The LWVAL paid Dr. Webster and the CART Lab for their services.

Response: Secretary Allen lacks sufficient information to admit or deny this request.

Request for Admission No. 50: When the Legacy 2020 census data were published on August 12, 2021, the CART Lab inserted them into Cooper's plan. At Blacksher's request, the only change the CART Lab made was to move Morgan County to District 4 and Colbert, Franklin and Jackson Counties to District 5, in order to lower the maximum population deviation from above 5% to 2.47%.

Response: Secretary Allen lacks sufficient information to admit or deny this request.

Request for Admission No. 51: Because the CART Lab did not have the latest Maptitude software installed, Blacksher retained the services of Louis Hines at the Center for Leadership and Public Policy at the Alabama State University to put the CART Lab's whole county plan in Maptitude format for submission to the Reapportionment Office of the Legislature. Mr. Hines sent the Whole County Maptitude files to the Reapportionment Office on September 10, 2021.

Response: Secretary Allen lacks sufficient information to admit or deny this request.

Request for Admission No. 52: On September 1, 2021, Kathy Jones, President of LWVAL, was the first witness at the first public hearing held by the Reapportionment Committee, and she submitted the Whole County Plan to the Committee.

Response: Secretary Allen lacks sufficient information to admit or deny this request.

Request for Admission No. 53: On September 7, 2021, Blacksher emailed Dorman Walker to provide a link to the Whole County Plan on the LWVAL web site.

Response: Admitted.

Request for Admission No. 54: The Whole County Plan was finally entered in the Reapportionment Office system on September 17, 2021.

Response: Admitted.

Request for Admission No. 55: At Blacksher's request, on October 26, 2021, Mr. Hines modified the Whole County Plan to reduce its maximum deviation, first to 0.69% and second to zero %. Mr. Hines submitted the "narrow deviation" and zero deviation Whole County Plans to the Reapportionment Office on October 27, 2021.

Response: Admitted that variations of the "Whole County Plan" were submitted to the Reapportionment Office on or around October 27, 2021, with 0.69% and zero % population deviation. Secretary Allen lacks sufficient information to admit or deny the remainder of this request.

Respectfully submitted,

Steve Marshall
Attorney General

Edmund G. LaCour Jr.
(ASB-9182-U81L)
Solicitor General
A. Barrett Bowdre (ASB-2087-K29V)
Thomas A. Wilson (ASB-1494-D25C)
Deputy Solicitors General

/s/ James W. Davis
James W. Davis (ASB-4063-I58J)
Deputy Attorney General
Misty S. Fairbanks Messick
(ASB-1813-T71F)
A. Reid Harris (ASB-1624-D29X)
Brenton M. Smith (ASB-1656-X27Q)
Benjamin M. Seiss (ASB-2110-O00W)
Assistant Attorneys General

OFFICE OF THE ATTORNEY GENERAL
STATE OF ALABAMA
501 Washington Avenue
P.O. Box 300152
Montgomery, Alabama 36130-0152
Telephone: (334) 242-7300
Fax: (334) 353-8400
Edmund.LaCour@AlabamaAG.gov
Barrett.Bowdre@AlabamaAG.gov
Thomas.Wilson@AlabamaAG.gov
Jim.Davis@AlabamaAG.gov
Misty.Messick@AlabamaAG.gov
Reid.Harris@AlabamaAG.gov
Brenton.Smith@AlabamaAG.gov
Ben.Seiss@AlabamaAG.gov

Counsel for Secretary Allen

CERTIFICATE OF SERVICE

I hereby certify that on February 8, 2023, I served the foregoing on counsel of record by electronic mail.

/s/ James W. Davis
Counsel for Secretary Allen

EXHIBIT 35

The deposition of Leonette Slay was taken on August 10, 2023, and a transcript was not available in time to include with the binders of exhibits the Court has requested. The transcript will be filed as soon as it is available, and paper copies will be available at the hearing. The exhibits to Ms. Slay's deposition are included herein.



[Back to Lookup](#) / Registrant Detail

LEONETTE W SLAY

320 ALBEMARLE DRIVE BIRMINGHAM, AL 35226-1503 - JEFFERSON

Status
Active

No upcoming elections found for this registrant's jurisdiction.

Default Polling Location

PREC 3130 - SHADES CREST BAPTIST CHURCH

452 PARK AVE BIRMINGHAM, AL 35226

Districts

Hide ▾

CITY

HOOVER PLACE 4

COMMISSION

COMM DIST 3 - JIMMIE STEPHENS

CONGRESSIONAL

CONGRESSIONAL DIST 06

COUNTY SCHOOL

COUNTY SCHOOL 05

FIRE

FIRE DIST NOT ASSIGNED

JEFFERSON CO DIVISION

BESSEMER DIVISION

**Exhibit
Slay 01**

LOCAL SCHOOL

NO LOCAL SCHOOL DIST

MUNICIPALITY

HOOVER

SENATE

STATE SENATE 16

SPECIAL ELECTION DIST

SPECIAL ELEC NOT ASSIGNED

STATE HOUSE

STATE HOUSE 46

STATE SCHOOL

STATE BOE DIST 03

© Copyright 2023 - ESSVR, LLC. All rights reserved.

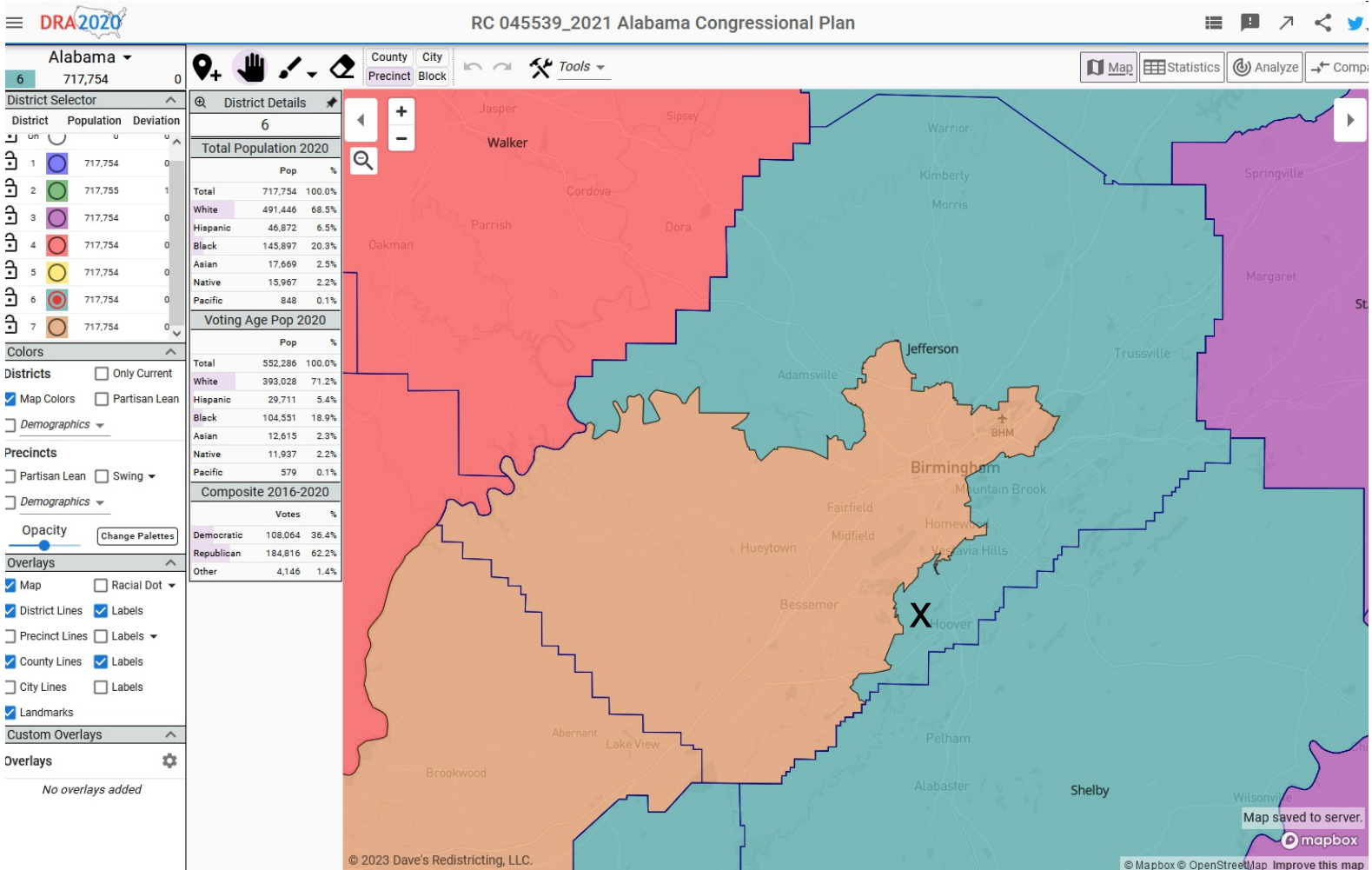


Exhibit
Slay 02

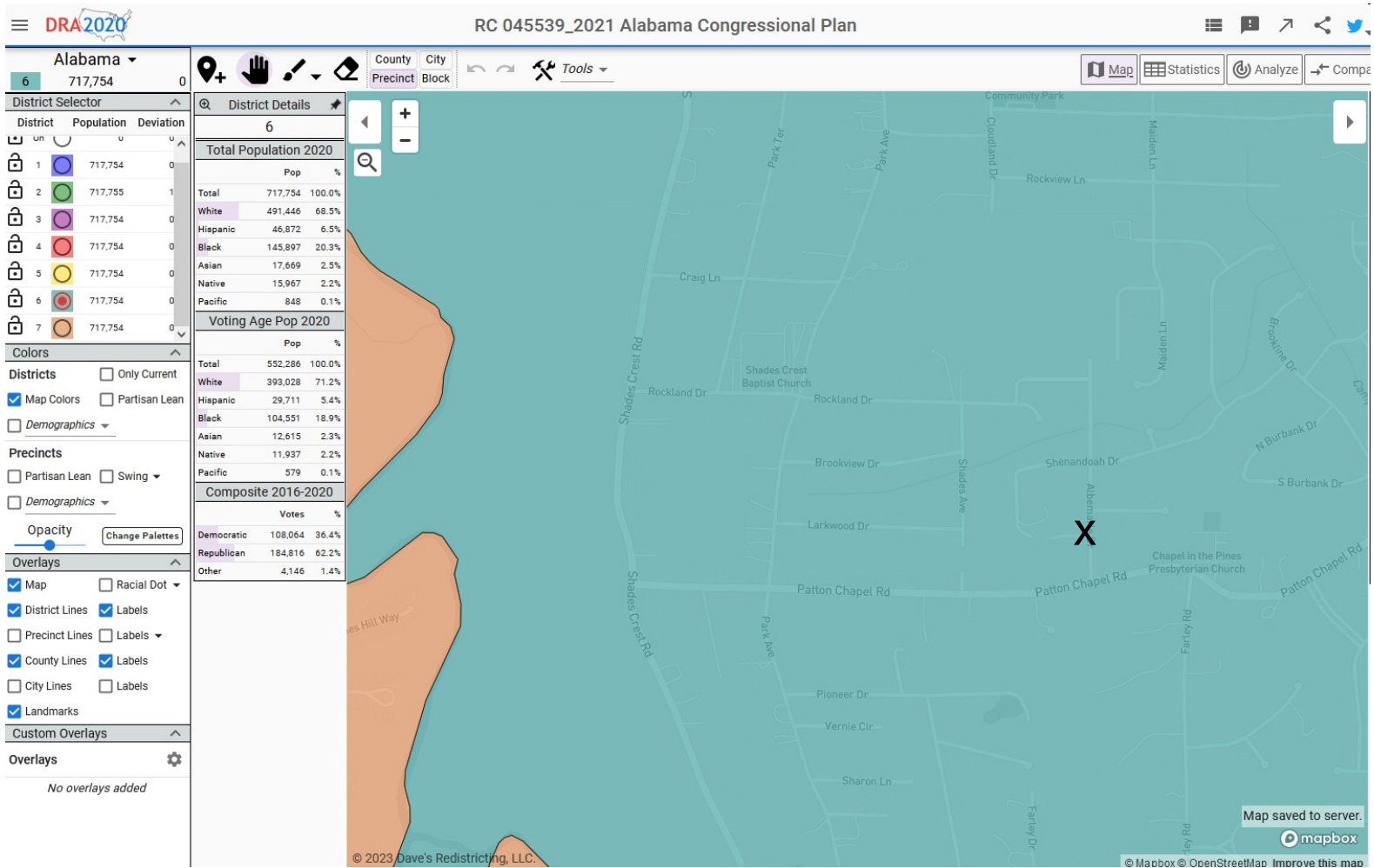


Exhibit
Slay 03

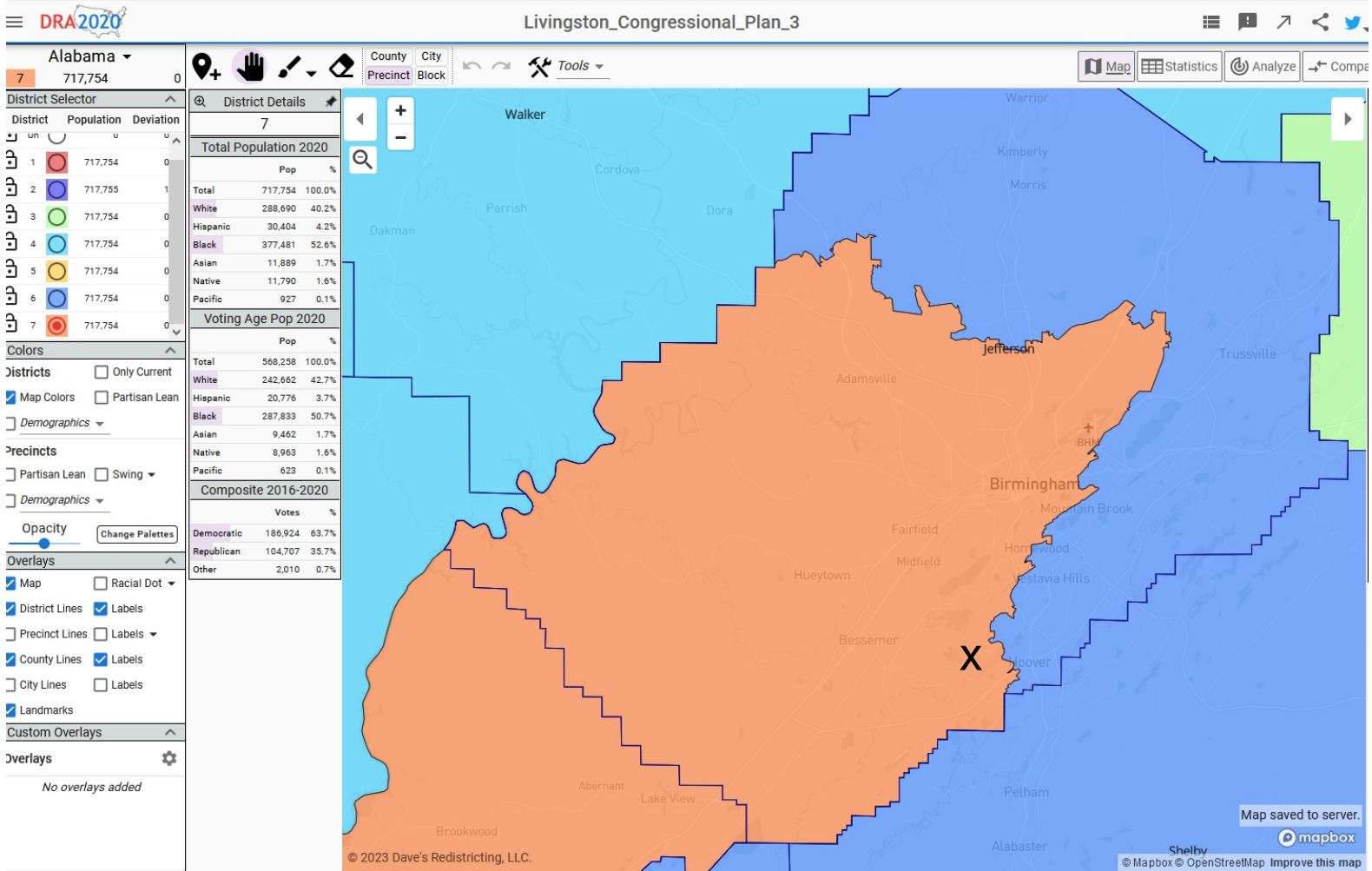


Exhibit
Slay 04

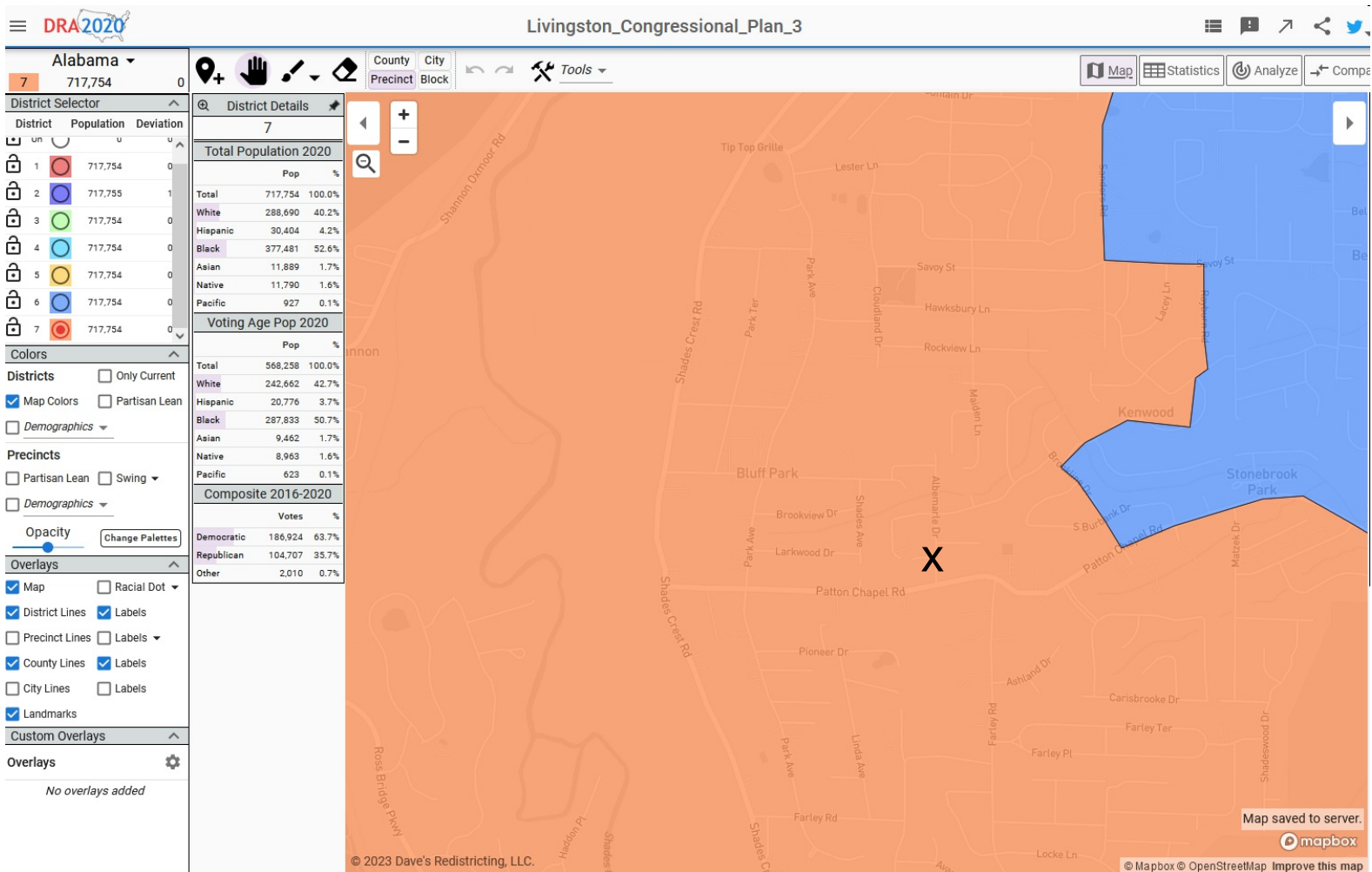
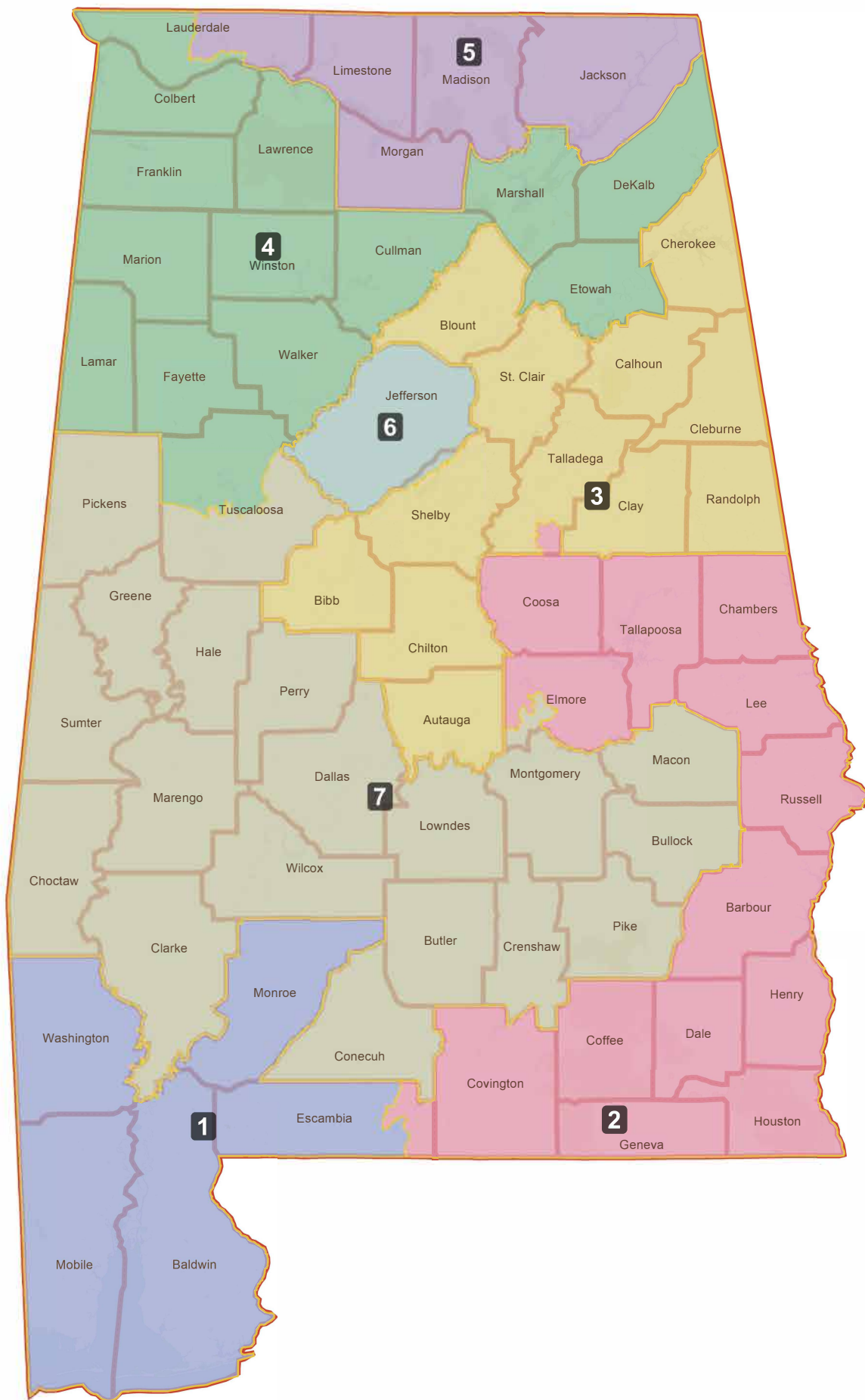


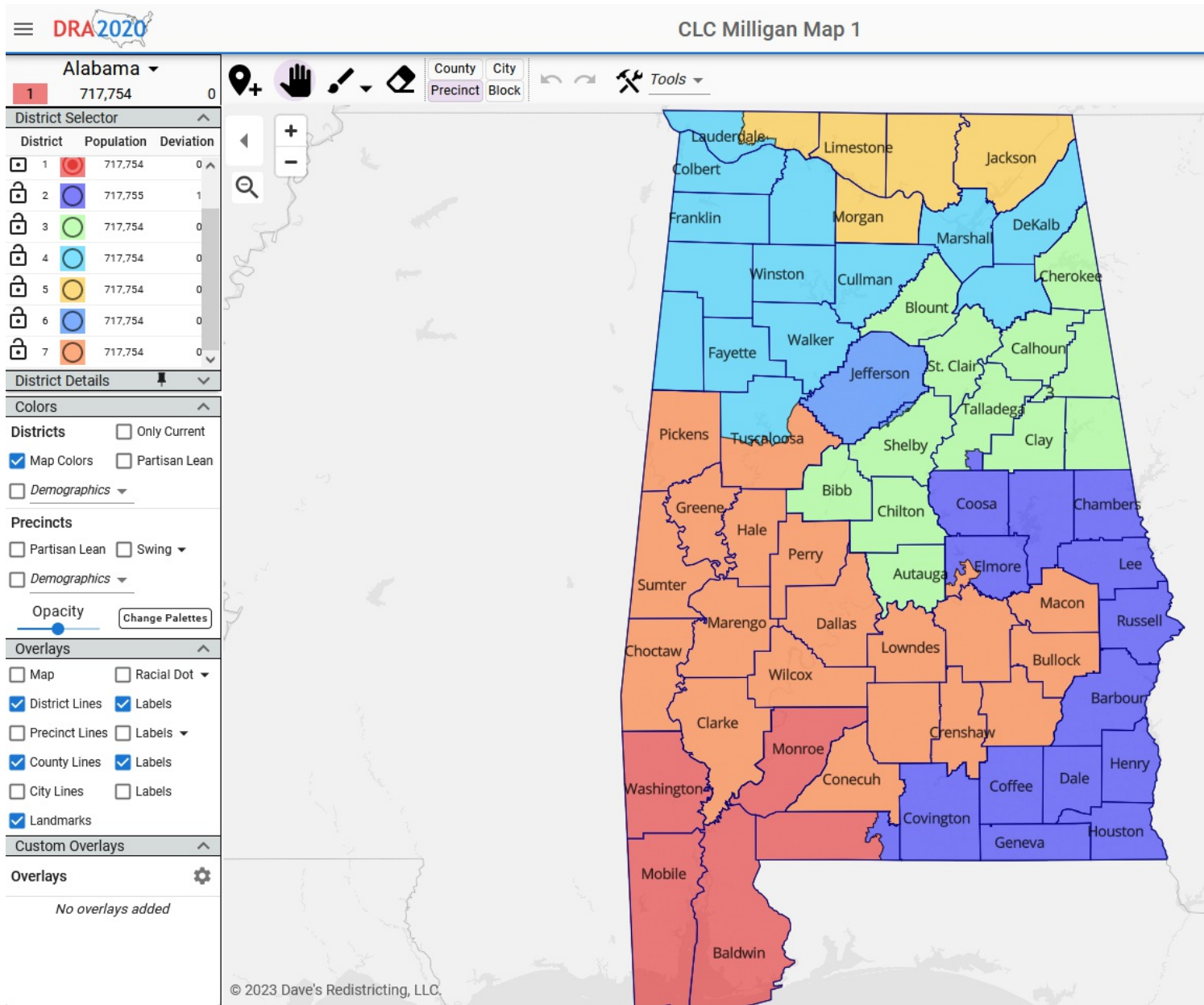
Exhibit
Slay 05

Exhibit 6

Exhibit
Slay 06

Singleton Congressional Plan 1-2023





Population			Shapes		Partisan Lean			Demographics (VAP)							DOWNLOAD
ID ↑	Total	+/-			Dem	Rep	Oth	Total	White	Minority	Hispanic	Black	Asian	Native	Pacific
Un	0				0%	0%	0%	0	0%	0%	0%	0%	0%	0%	0%
1	717,754	-0%	✓	✓	38.64%	60.41%	0.95%	557,535	66%	34%	3.23%	25.61%	1.85%	3.11%	0.12%
2	717,755	0%	✓	✓	33.31%	65.85%	0.84%	558,939	66.71%	33.29%	3.84%	24.92%	2.39%	2.23%	0.16%
3	717,754	-0%	✓	✓	26.21%	72.85%	0.95%	554,849	76.41%	23.59%	4.34%	15.46%	1.19%	2.42%	0.11%
4	717,754	-0%	✓	✓	22.36%	76.85%	0.79%	556,133	82.41%	17.59%	5.66%	7.7%	0.82%	3.52%	0.09%
5	717,754	-0%	✓	✓	37.92%	60.51%	1.57%	561,187	70.89%	29.11%	5.28%	18.06%	2.53%	3.27%	0.18%
6	717,754	-0%	✓	✓	56.53%	42.23%	1.24%	561,773	52.07%	47.93%	4.25%	39.61%	2.53%	1.68%	0.1%
7	717,754	-0%	✓	✓	59.13%	40.22%	0.65%	566,750	44.31%	55.69%	3.23%	49.38%	2.06%	1.33%	0.11%
	717,754	0%	✓	✓	39.62%	59.38%	1.01%	559,595	65.47%	34.53%	4.26%	25.9%	1.91%	2.5%	0.12%

- Notes**
- The 0% population deviation is within the 0.75% threshold tolerated by the courts.
 - Five districts lean Republican, two lean Democratic, and none fall in the 45–55% competitive range.
 - There is one majority-minority district.

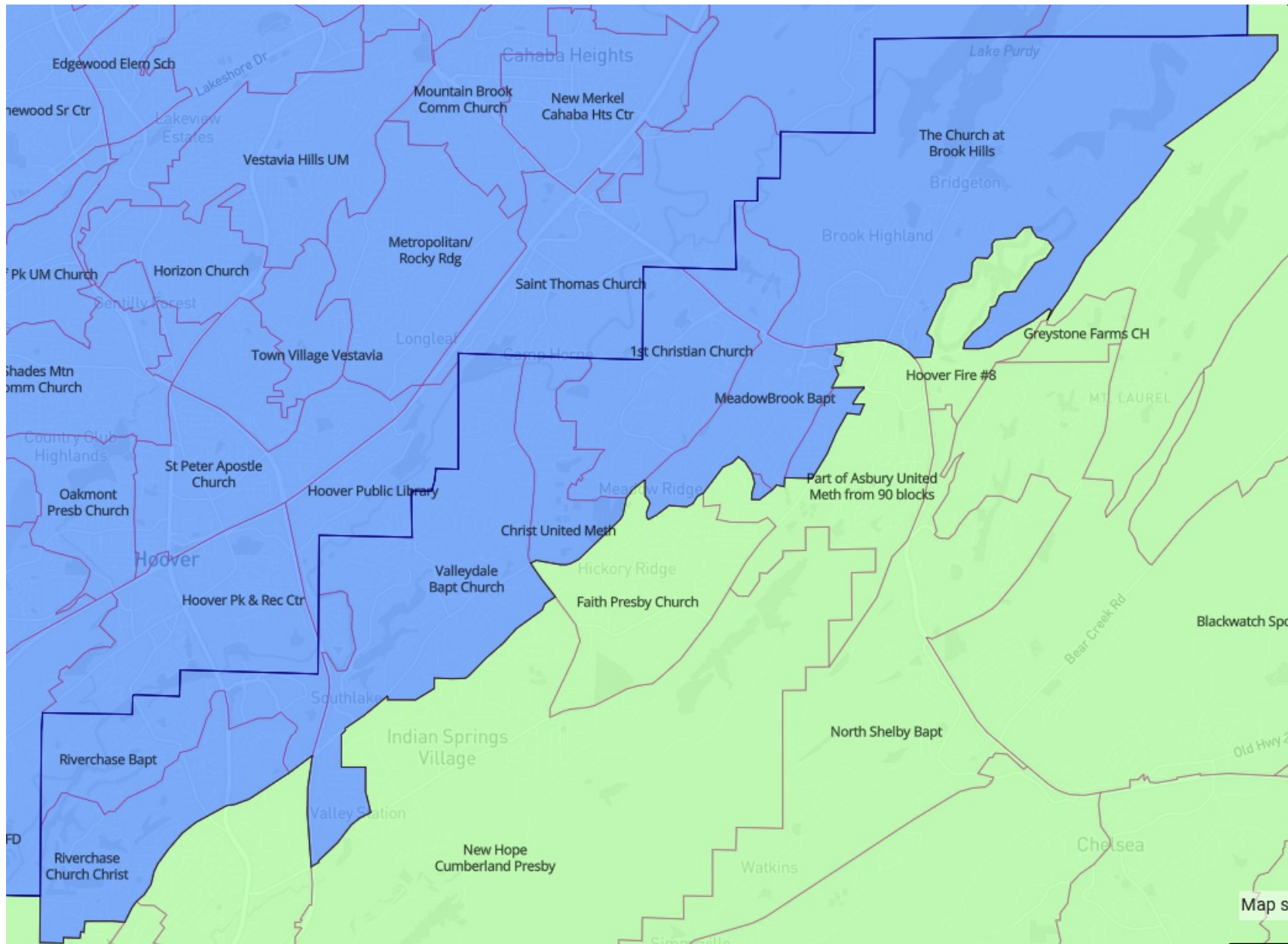


Exhibit
Slay 07

The following table shows the results of previous statewide races in Congressional Districts 6 and 7 of the proposed Singleton 3 Plan and CLC 1 Plan. For each race, two percentages are listed: the share of the two-party vote obtained by the candidate of choice of Black voters in Districts 6 and 7, respectively. Black candidates are noted with an asterisk.

Race	Zero Deviation Plan	CLC 1 Plan
2012 President: Obama (D)* v. Romney (R)	53.2%, 55.7%	51.2%, 57.9%
2014 Governor: Griffith (D) v. Bentley (R)	50.3%, 53.5%	48.2%, 55.4%
2014 Lieutenant Governor: Fields* (D) v. Ivey (R)	50.2%, 52.5%	48.1%, 54.2%
2014 Auditor: Joseph* (D) v. Ziegler (R)	50.5%, 53.6%	48.4%, 55.5%
2016 President: Clinton (D) v. Trump (R)	53.6%, 53.9%	52.1%, 56.1%
2016 Senate: Crumpton (D) v. Shelby (R)	52.0%, 52.5%	50.4%, 54.7%
2017 Senate: Jones (D) v. Moore (R)	68.8%, 65.4%	67.9%, 67.2%
2018 Governor: Maddox (D) v. Ivey (R)	58.7%, 56.0%	57.4%, 57.8%
2018 Lieutenant Governor: Boyd* (D) v. Ainsworth (R)	56.2%, 55.1%	54.6%, 57.5%
2018 Auditor: Joseph* (D) v. Ziegler (R)	56.6%, 55.9%	55.2%, 58.2%
2020 President:	56.2%, 52.9%	55.0%, 55.7%

Biden (D) v. Trump (R)		
2020 Senate: Jones (D) v. Tuberville (R)	58.2%, 56.4%	57.1%, 58.5%
2022 Senate: Boyd* (D) v. Britt (R)	51.9%, 48.9%	50.6%, 51.8%
2022 Governor: Flowers* (D) v. Ivey (R)	50.6%, 47.8%	49.1%, 50.7%
2022 Attorney General: Major* (D) v. Marshall (R)	52.1%, 49.2%	50.7%, 52.0%
2022 Associate Justice (Place 5): Kelly* (D) v. Cook (R)	52.2%, 49.8%	50.8%, 52.7%
2022 Secretary of State: Lafitte* (D) v. Allen (R)	52.4%, 49.6%	51.0%, 52.5%

RUN DATE:11/15/22 02:26 PM

	VOTES	PERCENT
PRECINCTS COUNTED (OF 181)	181	100.00
REGISTERED VOTERS - TOTAL	484,171	
BALLOTS CAST - TOTAL	199,048	
BALLOTS CAST - BLANK	10	.01
VOTER TURNOUT - TOTAL		41.11
VOTER TURNOUT - BLANK		

STRAIGHT PARTY VOTING
(VOTE FOR) 1

ALABAMA DEMOCRATIC PARTY (DEM)	72,129	52.62
ALABAMA REPUBLICAN PARTY (REP)	64,247	46.87
LIBERTARIAN PARTY OF ALABAMA (LIB)	703	.51

GOVERNOR
(VOTE FOR) 1

YOLANDA ROCHELLE FLOWERS (DEM)	96,175	48.68
KAY IVEY (REP)	92,583	46.86
JAMES "JIMMY" BLAKE (LIB)	7,066	3.58
WRITE-IN	1,743	.88

LIEUTENANT GOVERNOR
(VOTE FOR) 1

WILL AINSWORTH (REP)	95,778	72.46
RUTH PAGE-NELSON (LIB)	34,412	26.04
WRITE-IN	1,983	1.50

UNITED STATES SENATOR
(VOTE FOR) 1

WILL BOYD (DEM)	100,792	50.95
KATIE BRITT (REP)	91,802	46.40
JOHN SOPHOCLEUS (LIB)	4,873	2.46
WRITE-IN	365	.18

UNITED STATES REPRESENTATIVE 6TH CONGRESSIONAL DISTRICT
(VOTE FOR) 1

GARY PALMER (REP)	73,859	79.24
ANDRIA CHIEFFO (LIB)	17,829	19.13
WRITE-IN	1,521	1.63

UNITED STATES REPRESENTATIVE 7TH CONGRESSIONAL DISTRICT
(VOTE FOR) 1

TERRYCINA SEWELL (DEM)	58,125	73.17
BEATRICE NICHOLS (REP)	19,900	25.05
GAVIN GOODMAN (LIB)	1,379	1.74
WRITE-IN	30	.04

ATTORNEY GENERAL
(VOTE FOR) 1

WENDELL MAJOR (DEM)	103,295	52.46
STEVE MARSHALL (REP)	93,423	47.45
WRITE-IN	183	.09

	VOTES	PERCENT
STATE SENATOR DISTRICT NO. 5 (VOTE FOR) 1		
GREG J REED (REP)	3,893	99.51
WRITE-IN	19	.49

STATE SENATOR DISTRICT NO. 15 (VOTE FOR) 1		
DAN ROBERTS (REP)	17,270	83.31
MICHAEL CRUMP (LIB)	3,310	15.97
WRITE-IN	149	.72

STATE SENATOR DISTRICT NO. 16 (VOTE FOR) 1		
J.T. "JABO" WAGGONER (REP)	22,450	95.58
WRITE-IN	1,038	4.42

STATE SENATOR DISTRICT NO. 17 (VOTE FOR) 1		
SHAY SHELNUTT (REP)	21,345	89.35
JOHN FORTENBERRY (LIB)	2,451	10.26
WRITE-IN	94	.39

STATE SENATOR DISTRICT NO. 18 (VOTE FOR) 1		
RODGER M. SMITHERMAN (DEM)	28,642	98.78
WRITE-IN	355	1.22

STATE SENATOR DISTRICT NO. 19 (VOTE FOR) 1		
MERIKA COLEMAN (DEM)	26,369	86.52
DANNY WILSON (LIB)	3,904	12.81
WRITE-IN	204	.67

STATE SENATOR DISTRICT NO. 20 (VOTE FOR) 1		
LINDA COLEMAN-MADISON (DEM)	27,567	98.54
WRITE-IN	409	1.46

STATE REPRESENTATIVE DISTRICT NO. 14 (VOTE FOR) 1		
TIMOTHY (TIM) WADSWORTH (REP)	1,706	99.53
WRITE-IN	8	.47

STATE REPRESENTATIVE DISTRICT NO. 15 (VOTE FOR) 1		
RICHARD P. ROUCO (DEM)	5,075	39.90
LEIGH HULSEY (REP)	7,635	60.02
WRITE-IN	10	.08



RUN DATE:11/15/22 02:26 PM

	VOTES	PERCENT
STATE REPRESENTATIVE DISTRICT NO. 16		
(VOTE FOR) 1		
KYLE SOUTH (REP)	3,798	99.40
WRITE-IN.	23	.60

	VOTES	PERCENT
STATE REPRESENTATIVE DISTRICT NO. 55		
(VOTE FOR) 1		
FRED "COACH" PLUMP (DEM)	10,018	99.34
WRITE-IN.	67	.66

	VOTES	PERCENT
STATE REPRESENTATIVE DISTRICT NO. 44		
(VOTE FOR) 1		
DANNY GARRETT (REP)	11,396	83.84
JOHN WILEY BOONE (LIB)	2,088	15.36
WRITE-IN.	108	.79

	VOTES	PERCENT
STATE REPRESENTATIVE DISTRICT NO. 56		
(VOTE FOR) 1		
ONTARIO J. TILLMAN (DEM)	9,008	90.65
CARSON B. LESTER (LIB)	869	8.75
WRITE-IN.	60	.60

	VOTES	PERCENT
STATE REPRESENTATIVE DISTRICT NO. 45		
(VOTE FOR) 1		
SUSAN DUBOSE (REP)	3,620	79.39
KARI MITCHELL WHITAKER (LIB)	894	19.61
WRITE-IN.	46	1.01

	VOTES	PERCENT
STATE REPRESENTATIVE DISTRICT NO. 57		
(VOTE FOR) 1		
PATRICK SELLERS (DEM)	9,221	64.88
DELOR BAUMANN (REP)	4,752	33.44
MANIJEH NANCY JONES (LIB)	218	1.53
WRITE-IN.	21	.15

	VOTES	PERCENT
STATE REPRESENTATIVE DISTRICT NO. 46		
(VOTE FOR) 1		
DAVID FAULKNER (REP)	12,656	96.80
WRITE-IN.	418	3.20

	VOTES	PERCENT
STATE REPRESENTATIVE DISTRICT NO. 58		
(VOTE FOR) 1		
ROLANDA HOLLIS (DEM)	8,385	98.61
WRITE-IN.	118	1.39

	VOTES	PERCENT
STATE REPRESENTATIVE DISTRICT NO. 47		
(VOTE FOR) 1		
CHRISTIAN COLEMAN (DEM)	4,816	35.91
MIKE SHAW (REP)	8,590	64.04
WRITE-IN.	7	.05

	VOTES	PERCENT
STATE REPRESENTATIVE DISTRICT NO. 59		
(VOTE FOR) 1		
MARY MOORE (DEM)	8,859	99.19
WRITE-IN.	72	.81

	VOTES	PERCENT
STATE REPRESENTATIVE DISTRICT NO. 48		
(VOTE FOR) 1		
JIM CARNS (REP)	10,203	84.09
BRUCE STUTTS (LIB)	1,859	15.32
WRITE-IN.	72	.59

	VOTES	PERCENT
STATE REPRESENTATIVE DISTRICT NO. 60		
(VOTE FOR) 1		
JUANDALYNN GIVAN (DEM)	9,872	89.36
J.P. FRENCH (LIB)	1,126	10.19
WRITE-IN.	50	.45

	VOTES	PERCENT
STATE REPRESENTATIVE DISTRICT NO. 51		
(VOTE FOR) 1		
ALLEN TREADAWAY (REP)	14,025	98.61
WRITE-IN.	198	1.39

	VOTES	PERCENT
ASSOCIATE JUSTICE OF THE SUPREME COURT, PLACE 5		
(VOTE FOR) 1		
ANITA L. KELLY (DEM)	102,694	52.50
GREG COOK (REP)	92,780	47.43
WRITE-IN.	132	.07

	VOTES	PERCENT
STATE REPRESENTATIVE DISTRICT NO. 52		
(VOTE FOR) 1		
JOHN W. ROGERS JR. (DEM)	10,229	99.14
WRITE-IN.	89	.86

	VOTES	PERCENT
ASSOCIATE JUSTICE OF THE SUPREME COURT, PLACE 6		
(VOTE FOR) 1		
KELLI WISE (REP)	103,285	94.61
WRITE-IN.	5,880	5.39

	VOTES	PERCENT
STATE REPRESENTATIVE DISTRICT NO. 54		
(VOTE FOR) 1		
NEIL RAFFERTY (DEM)	9,798	98.88
WRITE-IN.	111	1.12

RUN DATE:11/15/22 02:26 PM

	VOTES	PERCENT
SECRETARY OF STATE (VOTE FOR) 1		
PAMELA J. LAFFITTE (DEM)	100,898	51.33
WES ALLEN (REP)	90,012	45.79
JASON "MATT" SHELBY (LIB)	5,570	2.83
WRITE-IN.	87	.04

	VOTES	PERCENT
STATE TREASURER (VOTE FOR) 1		
YOUNG BOOZER (REP)	95,370	73.60
SCOTT HAMMOND (LIB)	32,019	24.71
WRITE-IN.	2,189	1.69

	VOTES	PERCENT
STATE AUDITOR (VOTE FOR) 1		
ANDREW SORRELL (REP).	94,879	73.90
LEIGH LACHINE (LIB)	31,465	24.51
WRITE-IN.	2,040	1.59

	VOTES	PERCENT
COMMISSIONER OF AGRICULTURE AND INDUSTRIES (VOTE FOR) 1		
RICK PATE (REP)	94,611	74.10
JASON CLARK (LIB).	31,124	24.38
WRITE-IN.	1,952	1.53

	VOTES	PERCENT
PUBLIC SERVICE COMMISSION, PLACE NO. 1 (VOTE FOR) 1		
JEREMY H. ODEN (REP).	93,056	73.13
RON BISHOP (LIB)	32,171	25.28
WRITE-IN.	2,024	1.59

	VOTES	PERCENT
PUBLIC SERVICE COMMISSION, PLACE NO. 2 (VOTE FOR) 1		
CHIP BEEKER (REP).	92,350	72.40
LAURA LANE (LIB)	33,193	26.02
WRITE-IN.	2,012	1.58

	VOTES	PERCENT
MEMBER, STATE BOARD OF EDUCATION, DISTRICT NO. 4 (VOTE FOR) 1		
YVETTE M. RICHARDSON (DEM).	78,080	98.45
WRITE-IN.	1,231	1.55

	VOTES	PERCENT
CIRCUIT COURT JUDGE, 10TH JUDICIAL CIRCUIT, PLACE (VOTE FOR) 1		
ANNE L. DURWARD (DEM)	110,868	96.95
WRITE-IN.	3,482	3.05

	VOTES	PERCENT
CIRCUIT COURT JUDGE, 10TH JUDICIAL CIRCUIT, PLACE (VOTE FOR) 1		
JAVAN JOIELLE PATTON (DEM).	110,442	97.10
WRITE-IN.	3,304	2.90

	VOTES	PERCENT
CIRCUIT COURT JUDGE, 10TH JUDICIAL CIRCUIT, PLACE (VOTE FOR) 1		
BRENDETTE BROWN GREEN (DEM)	110,124	97.15
WRITE-IN.	3,227	2.85

	VOTES	PERCENT
CIRCUIT COURT JUDGE, 10TH JUDICIAL CIRCUIT, PLACE (VOTE FOR) 1		
THOMAS E. THRASH (DEM)	110,256	97.27
WRITE-IN.	3,092	2.73

	VOTES	PERCENT
CIRCUIT COURT JUDGE, 10TH JUDICIAL CIRCUIT, PLACE (VOTE FOR) 1		
KANDICE PICKETT (DEM)	110,116	97.30
WRITE-IN.	3,052	2.70

	VOTES	PERCENT
CIRCUIT COURT JUDGE, 10TH JUDICIAL CIRCUIT, PLACE (VOTE FOR) 1		
ELISABETH FRENCH (DEM)	110,776	97.32
WRITE-IN.	3,055	2.68

	VOTES	PERCENT
CIRCUIT COURT JUDGE, 10TH JUDICIAL CIRCUIT, PLACE (VOTE FOR) 1		
DAVID J. HOBDY (DEM).	110,160	97.37
WRITE-IN.	2,976	2.63

	VOTES	PERCENT
CIRCUIT COURT JUDGE, 10TH JUDICIAL CIRCUIT, PLACE (VOTE FOR) 1		
ALISHA RUFFIN MAY (DEM).	109,873	97.46
WRITE-IN.	2,869	2.54

	VOTES	PERCENT
CIRCUIT COURT JUDGE, 10TH JUDICIAL CIRCUIT, PLACE (VOTE FOR) 1		
MONICA AGEE (DEM).	109,692	97.46
WRITE-IN.	2,861	2.54

	VOTES	PERCENT
CIRCUIT COURT JUDGE, 10TH JUDICIAL CIRCUIT, PLACE (VOTE FOR) 1		
TAMARA HARRIS JOHNSON (DEM)	109,846	97.50
WRITE-IN.	2,816	2.50

	VOTES	PERCENT
CIRCUIT COURT JUDGE, 10TH JUDICIAL CIRCUIT, PLACE (VOTE FOR) 1		
ADRIENNE MOFFETT POWELL (DEM).	109,605	97.50
WRITE-IN.	2,811	2.50

RUN DATE:11/15/22 02:26 PM

	VOTES	PERCENT
CIRCUIT COURT JUDGE, 10TH JUDICIAL CIRCUIT, PLACE (VOTE FOR) 1		
STEPHEN WALLACE (DEM)	109,985	97.54
WRITE-IN	2,769	2.46

CIRCUIT COURT JUDGE, 10TH JUDICIAL CIRCUIT, PLACE (VOTE FOR) 1		
REGINALD L. JETER (DEM)	109,661	97.54
WRITE-IN	2,769	2.46

CIRCUIT COURT JUDGE, 10TH JUDICIAL CIRCUIT, PLACE (VOTE FOR) 1		
MICHAEL STREETY (DEM)	109,636	97.57
WRITE-IN	2,736	2.43

DISTRICT ATTORNEY, 10TH JUDICIAL CIRCUIT (VOTE FOR) 1		
DANNY CARR (DEM)	110,520	97.57
WRITE-IN	2,755	2.43

DISTRICT ATTORNEY, 10TH JUDICIAL CIRCUIT, BESSEMER BESSEMER (VOTE FOR) 1		
LYNNEICE O. WASHINGTON (DEM)	26,669	53.25
BILL VEITCH (REP)	23,363	46.65
WRITE-IN	47	.09

DISTRICT COURT JUDGE, JEFFERSON COUNTY, PLACE NO. 4 (VOTE FOR) 1		
WILLIAM A. BELL JR. (DEM)	109,329	97.35
WRITE-IN	2,980	2.65

DISTRICT COURT JUDGE, JEFFERSON COUNTY, PLACE NO. 5 (VOTE FOR) 1		
SHERA CRAIG GRANT (DEM)	109,634	97.55
WRITE-IN	2,749	2.45

DISTRICT COURT JUDGE, JEFFERSON COUNTY, PLACE NO. 1 (VOTE FOR) 1		
KATHY-ANN MARCIA ALEXIS (DEM)	109,274	97.50
WRITE-IN	2,804	2.50

JEFFERSON COUNTY SHERIFF (VOTE FOR) 1		
MARK LEVIE PETTWAY (DEM)	102,560	52.10
JARED HUDSON (REP)	94,164	47.83
WRITE-IN	128	.07

	VOTES	PERCENT
MEMBER, JEFFERSON COUNTY COMMISSION DISTRICT NO. 1 (VOTE FOR) 1		
LASHUNDA SCALES (DEM)	31,208	98.78
WRITE-IN	384	1.22

MEMBER, JEFFERSON COUNTY COMMISSION DISTRICT NO. 2 (VOTE FOR) 1		
SHEILA TYSON (DEM)	29,576	98.99
WRITE-IN	302	1.01

MEMBER, JEFFERSON COUNTY COMMISSION DISTRICT NO. 3 (VOTE FOR) 1		
JIMMIE STEPHENS (REP)	29,302	82.88
DEVIN CORDELL (LIB)	5,709	16.15
WRITE-IN	342	.97

MEMBER, JEFFERSON COUNTY COMMISSION DISTRICT NO. 4 (VOTE FOR) 1		
JOE KNIGHT (REP)	28,347	96.31
WRITE-IN	1,086	3.69

MEMBER, JEFFERSON COUNTY COMMISSION DISTRICT NO. 5 (VOTE FOR) 1		
STEVE AMMONS (REP)	30,375	97.18
WRITE-IN	883	2.82

MEMBER, JEFFERSON COUNTY BOARD OF EDUCATION DISTRICT NO. 3 (VOTE FOR) 1		
STEPHANIE FLOYD (DEM)	8,802	62.08
DONNA PIKE (REP)	5,365	37.84
WRITE-IN	11	.08

MEMBER, JEFFERSON COUNTY BOARD OF EDUCATION DISTRICT NO. 5 (VOTE FOR) 1		
CARITA VENABLE (DEM)	76,045	97.73
WRITE-IN	1,764	2.27

CONSTITUTION OF ALABAMA OF 2022 (VOTE FOR) 1		
Yes	139,184	81.45
No	31,689	18.55

STATEWIDE AMENDMENT 1 (VOTE FOR) 1		
Yes	138,138	76.41
No	42,643	23.59

RUN DATE:11/15/22 02:26 PM

VOTES PERCENT

STATEWIDE AMENDMENT 2		
(VOTE FOR) 1		
Yes	132,379	77.46
No.	38,530	22.54

STATEWIDE AMENDMENT 3		
(VOTE FOR) 1		
Yes	134,121	77.15
No.	39,722	22.85

STATEWIDE AMENDMENT 4		
(VOTE FOR) 1		
Yes	126,102	74.76
No.	42,581	25.24

STATEWIDE AMENDMENT 5		
(VOTE FOR) 1		
Yes	117,750	72.85
No.	43,874	27.15

STATEWIDE AMENDMENT 6		
(VOTE FOR) 1		
Yes	107,503	66.66
No.	53,761	33.34

STATEWIDE AMENDMENT 7		
(VOTE FOR) 1		
Yes	125,996	78.22
No.	35,079	21.78

STATEWIDE AMENDMENT 8		
(VOTE FOR) 1		
Yes	107,447	73.35
No.	39,029	26.65

STATEWIDE AMENDMENT 9		
(VOTE FOR) 1		
Yes	120,053	75.11
No.	39,776	24.89

STATEWIDE AMENDMENT 10		
(VOTE FOR) 1		
Yes	125,918	78.50
No.	34,493	21.50

JEFFERSON COUNTY LOCAL AMENDMENT 1		
(VOTE FOR) 1		
Yes	148,827	87.61
No.	21,050	12.39

LE



Advertisement

NEWS

Democrats for Life cancels Yolanda Flowers support over abortion stance, 'lack of courage'

Updated: Aug. 30, 2022, 5:19 p.m. | Published: Aug. 30, 2022, 5:10 p.m.

Exhibit
Slay 10

By [Sarah Swetlik | sswetlik@al.com](#)

Democrats for Life America, a political group that supports certain abortion bans as part of a right to “whole life,” announced that advocates have removed an endorsement of Alabama gubernatorial candidate Yolanda Flowers.

Flowers, [a former educator and political newcomer](#), won Alabama’s Democratic party nomination for governor on June 21, three days before the overturn of Roe v. Wade. She is [the first Black female nominee for the office](#).

In a press release, Democrats for Life said Flowers sought the group’s endorsement by filling out a standard form on the group’s website. They claimed that Flowers changed her views on abortion from what she initially presented.

Flowers said Democrats for Life was aware of her stance from the beginning.

“I’ve always stated that women have the right to do they want to do health-wise for their own bodies,” Flowers said in an interview Tuesday. “People just took that out to left field, but I’ve always been pro-choice.”

According to their website, Democrats for Life states that they believe “laws should prosecute doctors and clinics who profit from abortion” and call for Democrats to “pass laws protecting pre-born life.”

“Ms. Flowers sought DFLA endorsement for her gubernatorial race by posing as a pro-life Democrat,” wrote director Kristen Day in a statement. “The organization spent significant time and resources working to further her campaign. We were profoundly shocked when she started issuing confusing statements and ultimately changed her position to pro-choice.”

Flowers’ social media and platform doesn’t specifically mention abortion, but her interview responses have been generally favorable of abortion remaining legal in the state.

Flowers told [AL.com](#) in June that she believes abortion should be legal for safety reasons, though she did add that she would like to see counseling for patients considering pregnancy termination.

“We don’t need to ban abortion, but abortions need to be done safely,” Flowers said during the interview. “I’m not trying to sway them, I’m not trying to change their

minds, [Case 2:21-cv-01291-AMM Document 171-5 Filed 08/10/23 Page 23 of 74](#) just giving them information and informed choices so that they can make a real choice.”

According to the [most recent data from the Public Religion Research Institute](#), 42% of Alabamians surveyed believe that abortion should be legal in some or all cases, with 52% saying it should be illegal. When it comes to candidates and voting, 22% said it was non-negotiable that the candidate share their views on abortion. Contrastingly, 28% said it wasn't a major issue that would change their vote, while the 45% majority said it was one of many important issues.

Day wrote that the “lack of courage and integrity by the candidate only harms the Alabama Democratic party” and will negatively impact the party's ability to win seats.

Flowers will face Republican incumbent Gov. Kay Ivey in Nov. [A recent poll from Morning Consult](#) showed that 62% of registered voters surveyed in Alabama approved of Ivey's performance.

Alabama's highest office has remained solidly Republican since 2003. [Pew Research Center reported](#) that 50% of Alabamians consider themselves conservative, while 29% say they're moderate.

“In a year where Republicans are heavily favored, a moderate position of a meaningful safe, legal and rare position with expanded support for pregnant women would have gained traction with the Alabama electorate,” said Rev. Harriet Bradley, director of African American outreach for Democrats for Life. “Overall this push for radical abortion values indicates a lack of seriousness for Democrats in this red state.”

Democrats for Life America could not be reached for additional comment.

If you purchase a product or register for an account through one of the links on our site, we may receive compensation. By browsing this site, we may share your information with our social media partners in accordance with our [Privacy Policy](#).

▼ **About Us**

[About Alabama Media Group](#)

[Jobs at Alabama Media Group](#)

[Advertise with us](#)

[About AL.com](#)

[Frequently Asked Questions](#)

[Contact Us](#)

[Online Store](#)

▼ **Subscriptions**

[AL.com](#)

[The Birmingham News](#)

[The Huntsville Times](#)

[Press-Register](#)

[Newsletter](#)

▼ **Already a Subscriber**

[Manage your Subscription](#)

[Place a Vacation Hold](#)

[Make a Payment](#)

[Delivery Feedback](#)

▼ **AL.com Sections**

[News](#)

[Business](#)

[Sports](#)

[High School Sports](#)

[Alabama Life & Culture](#)

[Opinion](#)

[Archives](#)

[Obituaries](#)

[Jobs](#)

[Autos](#)

▼ **Your Regional News Pages**

[Anniston/Gadsden](#)

[Birmingham](#)

[Huntsville](#)

[Mobile](#)

[Montgomery](#)

[Tuscaloosa](#)

[Gulf Coast Beaches](#)

▼ **On the Go**

[Mobile Apps](#)

[Tablet Apps](#)

▼ **Follow Us**

[Pinterest](#)

[Twitter](#)

[Facebook](#)

[Instagram](#)

[RSS](#)

▼ **Customer Service**

[Send us an email](#)

[Submit a news tip](#)

[Buy newspaper front pages, posters and more](#)

▼ **More on AL.com**

[Videos](#)

[Weather](#)

[Site Map & search](#)

[Sponsor Content](#)

[Post a job](#)

ADVANCELOCAL

Use of and/or registration on any portion of this site constitutes acceptance of our [User Agreement](#) (updated 4/4/2023), [Privacy Policy and Cookie Statement](#), and [Your Privacy Choices and Rights](#) (updated 7/1/2023).

Cookies Settings



© 2023 Advance Local Media LLC. All rights reserved ([About Us](#)).

The material on this site may not be reproduced, distributed, transmitted, cached or otherwise used, except with the prior written permission of Advance Local.

[Community Rules](#) apply to all content you upload or otherwise submit to this site.

YouTube's privacy policy is available [here](#) and YouTube's terms of service is available [here](#).

[▶ Ad Choices](#)

RUN DATE:11/10/20 05:34 PM

	VOTES	PERCENT
PRECINCTS COUNTED (OF 175)	175	100.00
REGISTERED VOTERS - TOTAL	503,389	
BALLOTS CAST - TOTAL	326,374	
BALLOTS CAST - BLANK	35	.01
VOTER TURNOUT - TOTAL		64.84
VOTER TURNOUT - BLANK		.01

STRAIGHT PARTY VOTING
(VOTE FOR) 1

ALABAMA DEMOCRATIC PARTY (DEM)	133,369	56.96
ALABAMA REPUBLICAN PARTY (REP)	100,760	43.04

PRESIDENT AND VICE-PRESIDENT OF THE UNITED STATES
(VOTE FOR) 1

JOSEPH R. BIDEN (DEM)	181,688	55.76
DONALD J. TRUMP (REP)	138,843	42.61
JO JORGENSEN (IND)	3,578	1.10
WRITE-IN	1,739	.53

UNITED STATES SENATOR
(VOTE FOR) 1

DOUG JONES (DEM)	190,644	58.57
TOMMY TUBERVILLE (REP)	134,314	41.26
WRITE-IN	552	.17

UNITED STATES REPRESENTATIVE, 6TH CONGRESSIONAL DISTRICT
(VOTE FOR) 1

GARY PALMER (REP)	135,207	96.19
WRITE-IN	5,361	3.81

UNITED STATES REPRESENTATIVE, 7TH CONGRESSIONAL DISTRICT
(VOTE FOR) 1

TERRI A. SEWELL (DEM)	110,212	99.00
WRITE-IN	1,110	1.00

ASSOCIATE JUSTICE OF THE SUPREME COURT, PLACE NO. 1
(VOTE FOR) 1

GREG SHAW (REP)	165,808	95.00
WRITE-IN	8,734	5.00

ASSOCIATE JUSTICE OF THE SUPREME COURT, PLACE NO. 2
(VOTE FOR) 1

BRAD MENDHEIM (REP)	164,979	95.12
WRITE-IN	8,467	4.88

COURT OF CIVIL APPEALS JUDGE, PLACE NO. 1
(VOTE FOR) 1

WILLIAM C. "BILL" THOMPSON (REP)	164,995	95.20
WRITE-IN	8,324	4.80

COURT OF CIVIL APPEALS JUDGE, PLACE NO. 2
(VOTE FOR) 1

MATT FRIDY (REP)	164,393	95.26
WRITE-IN	8,188	4.74

COURT OF CRIMINAL APPEALS JUDGE, PLACE NO. 1
(VOTE FOR) 1

MARY WINDOM (REP)	164,193	95.38
WRITE-IN	7,953	4.62

COURT OF CRIMINAL APPEALS JUDGE, PLACE NO. 2
(VOTE FOR) 1

BETH KELLUM (REP)	163,704	95.45
WRITE-IN	7,801	4.55

PUBLIC SERVICE COMMISSION, PRESIDENT
(VOTE FOR) 1

LAURA CASEY (DEM)	180,954	56.65
TWINKLE ADDRESS CAVANAUGH (REP)	138,091	43.23
WRITE-IN	386	.12

MEMBER, STATE BOARD OF EDUCATION, DISTRICT NO. 3
(VOTE FOR) 1

JARRALYNNE AGEE (DEM)	23,995	37.98
STEPHANIE BELL (REP)	39,139	61.95
WRITE-IN	40	.06

MEMBER, STATE BOARD OF EDUCATION, DISTRICT NO. 7
(VOTE FOR) 1

BELINDA PALMER McRAE (REP)	72,793	98.09
WRITE-IN	1,416	1.91

CIRCUIT COURT JUDGE, 10TH JUDICIAL CIRCUIT, PLACE NO
(VOTE FOR) 1

SHANTA OWENS (DEM)	196,158	97.34
WRITE-IN	5,362	2.66

CIRCUIT COURT JUDGE, 10TH JUDICIAL CIRCUIT, PLACE NO
(VOTE FOR) 1

KECHIA DAVIS (DEM)	195,291	97.46
WRITE-IN	5,085	2.54

CIRCUIT COURT JUDGE, 10TH JUDICIAL CIRCUIT, PLACE NO
(VOTE FOR) 1

PATRICK JAMES BALLARD (DEM)	195,110	97.55
WRITE-IN	4,895	2.45



RUN DATE:11/10/20 05:34 PM

VOTES PERCENT

DISTRICT COURT JUDGE, JEFFERSON COUNTY, PLACE NO. 1
(VOTE FOR) 1
MARTHA R. COOK (DEM) 195,616 97.61
WRITE-IN. 4,796 2.39

DISTRICT COURT JUDGE, JEFFERSON COUNTY, PLACE NO. 2
(VOTE FOR) 1
MARIA FORTUNE (DEM) 194,701 97.64
WRITE-IN. 4,699 2.36

DISTRICT COURT JUDGE, JEFFERSON COUNTY, PLACE NO. 7
(VOTE FOR) 1
RUBY YVETTE DAVIS (DEM) 175,340 55.10
BENTLEY PATRICK (REP) 142,650 44.83
WRITE-IN. 228 .07

TREASURER, JEFFERSON COUNTY
(VOTE FOR) 1
EYRIKA PARKER (DEM) 194,434 97.66
WRITE-IN. 4,654 2.34

DEPUTY TREASURER, JEFFERSON COUNTY, BESSEMER DIVISI
BESS. DIV.
(VOTE FOR) 1
SHERRY McCLAIN (DEM) 43,878 55.12
JOHN STEPHENS (REP) 35,681 44.82
WRITE-IN. 49 .06

TAX ASSESSOR, JEFFERSON COUNTY
(VOTE FOR) 1
GAYNELL HENDRICKS (DEM) 177,309 55.71
JONATHAN O. BARBEE (REP) 140,689 44.21
WRITE-IN. 255 .08

ASSISTANT TAX ASSESSOR, BESSEMER DIVISION OF JEFFERS
BESS. DIV.
(VOTE FOR) 1
CHARLES R. WINSTON (DEM) 44,153 55.52
BRANDON HERREN (REP) 35,314 44.41
WRITE-IN. 53 .07

TAX COLLECTOR, JEFFERSON COUNTY
(VOTE FOR) 1
J. T. SMALLWOOD (DEM) 197,855 97.82
WRITE-IN. 4,412 2.18

VOTES PERCENT

ASSISTANT TAX COLLECTOR, BESSEMER DIVISION OF JEFFER
BESS. DIV.
(VOTE FOR) 1
ERIC S. BURKS (DEM) 44,063 55.47
DELOR BAUMANN (REP) 35,299 44.43
WRITE-IN. 78 .10

MEMBER, JEFFERSON COUNTY BOARD OF EDUCATION, PLACE
COUNTY
(VOTE FOR) 1
RONNIE DIXON (REP) 70,851 96.61
WRITE-IN. 2,483 3.39

CONSTABLE DISTRICT NO. 15
(VOTE FOR) 1
ROD HONEYCUTT (REP) 16,667 97.29
WRITE-IN. 465 2.71

CONSTABLE DISTRICT NO. 16
(VOTE FOR) 1
JOE WILLIAMS (REP) 5,048 99.21
WRITE-IN. 40 .79

CONSTABLE DISTRICT NO. 44
(VOTE FOR) 1
STEPHEN A. MOSELEY (REP) 17,953 97.50
WRITE-IN. 460 2.50

CONSTABLE DISTRICT NO. 45
(VOTE FOR) 1
ANDREA R. CARTER (DEM) 5,348 45.38
TIM ANDERS (REP) 6,423 54.50
WRITE-IN. 14 .12

CONSTABLE DISTRICT NO. 46
(VOTE FOR) 1
LARRY ALLRED (REP) 18,305 97.73
WRITE-IN. 426 2.27

CONSTABLE DISTRICT NO. 47
(VOTE FOR) 1
GILBERT F. DOUGLAS, III (REP) 13,481 95.66
WRITE-IN. 612 4.34

CONSTABLE DISTRICT NO. 48
(VOTE FOR) 1
JONATHAN O. BARBEE (REP) 18,249 98.71
WRITE-IN. 238 1.29

RUN DATE:11/10/20 05:34 PM

	VOTES	PERCENT
CONSTABLE DISTRICT NO. 51		
(VOTE FOR) 1		
RONNIE DIXON (REP)	20,740	98.85
WRITE-IN.	241	1.15

	VOTES	PERCENT
PROPOSED STATEWIDE AMENDMENT NUMBER TWO		
(VOTE FOR) 1		
Yes	114,065	43.02
No.	151,078	56.98

CONSTABLE DISTRICT NO. 52		
(VOTE FOR) 1		
VALENCIA LAVENDER MOORE (DEM).	15,714	99.20
WRITE-IN.	127	.80

PROPOSED STATEWIDE AMENDMENT NUMBER THREE		
(VOTE FOR) 1		
Yes	146,001	54.11
No.	123,820	45.89

CONSTABLE DISTRICT NO. 54		
(VOTE FOR) 1		
ROBERT L. COLVERT III (DEM)	16,016	99.06
WRITE-IN.	152	.94

PROPOSED STATEWIDE AMENDMENT NUMBER FOUR		
(VOTE FOR) 1		
Yes	196,446	72.00
No.	76,378	28.00

CONSTABLE DISTRICT NO. 55		
(VOTE FOR) 1		
MITCHELL HAGOOD (DEM)	15,389	99.61
WRITE-IN.	61	.39

PROPOSED STATEWIDE AMENDMENT NUMBER FIVE		
(VOTE FOR) 1		
Yes	146,974	58.31
No.	105,076	41.69

CONSTABLE DISTRICT NO. 56		
(VOTE FOR) 1		
CHARLES WINSTON III (DEM)	17,482	98.66
WRITE-IN.	238	1.34

PROPOSED STATEWIDE AMENDMENT NUMBER SIX		
(VOTE FOR) 1		
Yes	140,554	56.82
No.	106,820	43.18

CONSTABLE DISTRICT NO. 57		
(VOTE FOR) 1		
ALBERT DUFF (DEM).	15,724	98.78
WRITE-IN.	194	1.22

CONSTABLE DISTRICT NO. 58		
(VOTE FOR) 1		
TARA G. NIX (DEM).	15,415	99.26
WRITE-IN.	115	.74

CONSTABLE DISTRICT NO. 59		
(VOTE FOR) 1		
FREDERICK A. BURKES (DEM)	14,605	99.31
WRITE-IN.	102	.69

CONSTABLE DISTRICT NO. 60		
(VOTE FOR) 1		
WANDA FAYE BRYANT (DEM).	17,139	99.06
WRITE-IN.	162	.94

PROPOSED STATEWIDE AMENDMENT NUMBER ONE		
(VOTE FOR) 1		
Yes	176,397	63.88
No.	99,755	36.12

RUN DATE:11/16/18 12:51 PM

	VOTES	PERCENT
PRECINCTS COUNTED (OF 177)	177	100.00
REGISTERED VOTERS - TOTAL	473,578	
BALLOTS CAST - TOTAL	258,920	
VOTER TURNOUT - TOTAL		54.67

STRAIGHT PARTY
(VOTE FOR ONE) 1

Democrat (DEM)	109,291	58.07
Republican (REP)	78,903	41.93

GOVERNOR
(VOTE FOR ONE) 1

WALT MADDUX (DEM)	152,103	58.94
KAY IVEY (REP)	105,661	40.94
WRITE-IN	304	.12

LIEUTENANT GOVERNOR
(VOTE FOR ONE) 1

WILL BOYD (DEM)	144,424	56.33
WILL AINSWORTH (REP)	111,805	43.61
WRITE-IN	141	.05

UNITED STATES REPRESENTATIVE 6TH CONGRESSIONAL DISTRICT
6TH CONGRESSIONAL DISTRICT
(VOTE FOR ONE) 1

DANNER KLINE (DEM)	55,322	36.43
GARY PALMER (REP)	96,484	63.53
WRITE-IN	73	.05

UNITED STATES REPRESENTATIVE 7TH CONGRESSIONAL DISTRICT
7TH CONGRESSIONAL DISTRICT
(VOTE FOR ONE) 1

TERRI A. SEWELL (DEM)	91,062	98.67
WRITE-IN	1,225	1.33

ATTORNEY GENERAL
(VOTE FOR ONE) 1

JOSEPH SIEGELMAN (DEM)	149,983	58.37
STEVE MARSHALL (REP)	106,787	41.56
WRITE-IN	173	.07

STATE SENATOR, DISTRICT NO. 05 DISTRICT NO. 05
(VOTE FOR ONE) 1

GREG J. REED (REP)	5,999	99.26
WRITE-IN	45	.74

STATE SENATOR, DISTRICT NO. 15 DISTRICT NO. 15
(VOTE FOR ONE) 1

DAN ROBERTS (REP)	20,329	96.84
WRITE-IN	664	3.16

STATE SENATOR, DISTRICT NO. 16 DISTRICT NO. 16
(VOTE FOR ONE) 1

LINDSEY DECKARD (DEM)	17,182	39.85
J.T. "JABO" WAGGONER (REP)	25,912	60.10
WRITE-IN	20	.05

STATE SENATOR, DISTRICT NO. 17 DISTRICT NO. 17
(VOTE FOR ONE) 1

SHAY SHELNUTT (REP)	27,561	97.65
WRITE-IN	663	2.35

STATE SENATOR, DISTRICT NO. 18 DISTRICT NO. 18
(VOTE FOR ONE) 1

RODGER M. SMITHERMAN (DEM)	39,819	98.35
WRITE-IN	668	1.65

STATE SENATOR, DISTRICT NO. 19 DISTRICT NO. 19
(VOTE FOR ONE) 1

PRISCILLA DUNN (DEM)	38,668	98.18
WRITE-IN	715	1.82

STATE SENATOR, DISTRICT NO. 20 DISTRICT NO. 20
(VOTE FOR ONE) 1

LINDA COLEMAN-MADISON (DEM)	36,478	98.34
WRITE-IN	614	1.66

STATE REPRESENTATIVE, DISTRICT NO. 14 DISTRICT NO. 14
(VOTE FOR ONE) 1

TIM WADSWORTH (REP)	1,820	99.13
WRITE-IN	16	.87

STATE REPRESENTATIVE, DISTRICT NO. 15 DISTRICT NO. 15
(VOTE FOR ONE) 1

SUZANNA COLEMAN (DEM)	6,123	33.70
ALLEN FARLEY (REP)	12,036	66.24
WRITE-IN	11	.06

STATE REPRESENTATIVE, DISTRICT NO. 16 DISTRICT NO. 16
(VOTE FOR ONE) 1

KYLE SOUTH (REP)	3,690	98.74
WRITE-IN	47	1.26

STATE REPRESENTATIVE, DISTRICT NO. 44 DISTRICT NO. 44
(VOTE FOR ONE) 1

DANNY GARRETT (REP)	14,597	96.24
WRITE-IN	570	3.76



RUN DATE:11/16/18 12:51 PM

	VOTES	PERCENT
STATE REPRESENTATIVE, DISTRICT NO. 45 DISTRICT NO. 45		
(VOTE FOR ONE) 1		
JENN GRAY (DEM)	4,283	46.54
DICKIE DRAKE (REP)	4,917	53.43
WRITE-IN.	2	.02

STATE REPRESENTATIVE, DISTRICT NO. 46 DISTRICT NO. 46		
(VOTE FOR ONE) 1		
FELICIA STEWART (DEM)	8,445	38.76
DAVID FAULKNER (REP)	13,341	61.23
WRITE-IN.	4	.02

STATE REPRESENTATIVE, DISTRICT NO. 47 DISTRICT NO. 47		
(VOTE FOR ONE) 1		
JIM TOOMEY (DEM)	7,721	45.69
DAVID WHEELER (REP)	9,170	54.26
WRITE-IN.	8	.05

STATE REPRESENTATIVE, DISTRICT NO. 48 DISTRICT NO. 48		
(VOTE FOR ONE) 1		
ALLI SUMMERFORD (DEM)	6,598	34.23
JIM CARNS (REP)	12,666	65.71
WRITE-IN.	11	.06

STATE REPRESENTATIVE, DISTRICT NO. 51 DISTRICT NO. 51		
(VOTE FOR ONE) 1		
VERONICA R. JOHNSON (DEM)	3,174	17.09
ALLEN TREADAWAY (REP)	15,390	82.88
WRITE-IN.	6	.03

STATE REPRESENTATIVE, DISTRICT NO. 52 DISTRICT NO. 52		
(VOTE FOR ONE) 1		
JOHN W. ROGERS, JR. (DEM)	13,284	98.74
WRITE-IN.	169	1.26

STATE REPRESENTATIVE, DISTRICT NO. 54 DISTRICT NO. 54		
(VOTE FOR ONE) 1		
NEIL RAFFERTY (DEM)	13,287	89.92
JOSEPH CASPER BAKER III (IND)	1,436	9.72
WRITE-IN.	53	.36

STATE REPRESENTATIVE, DISTRICT NO. 55 DISTRICT NO. 55		
(VOTE FOR ONE) 1		
RODERICK "ROD" HAMPTON SCOTT (DEM)	13,109	99.39
WRITE-IN.	80	.61

STATE REPRESENTATIVE, DISTRICT NO. 56 DISTRICT NO. 56		
(VOTE FOR ONE) 1		
LOUISE "LULU" ALEXANDER (DEM)	13,769	98.10
WRITE-IN.	266	1.90

	VOTES	PERCENT
STATE REPRESENTATIVE, DISTRICT NO. 57 DISTRICT NO. 57		
(VOTE FOR ONE) 1		
MERIKA COLEMAN (DEM)	12,831	98.08
WRITE-IN.	251	1.92

STATE REPRESENTATIVE, DISTRICT NO. 58 DISTRICT NO. 58		
(VOTE FOR ONE) 1		
ROLANDA HOLLIS (DEM)	12,498	98.74
WRITE-IN.	159	1.26

STATE REPRESENTATIVE, DISTRICT NO. 59 DISTRICT NO. 59		
(VOTE FOR ONE) 1		
MARY MOORE (DEM)	12,036	99.05
WRITE-IN.	116	.95

STATE REPRESENTATIVE, DISTRICT NO. 60 DISTRICT NO. 60		
(VOTE FOR ONE) 1		
JUANDALYNN GIVAN (DEM)	14,432	98.46
WRITE-IN.	225	1.54

SUPREME COURT CHIEF JUSTICE		
(VOTE FOR ONE) 1		
BOB VANCE, JR. (DEM)	158,803	61.95
TOM PARKER (REP)	97,395	37.99
WRITE-IN.	161	.06

SUPREME COURT JUSTICE, PLACE 1		
(VOTE FOR ONE) 1		
SARAH HICKS STEWART (REP)	131,330	92.72
WRITE-IN.	10,317	7.28

SUPREME COURT JUSTICE, PLACE 2		
(VOTE FOR ONE) 1		
TOMMY BRYAN (REP)	128,231	92.67
WRITE-IN.	10,141	7.33

SUPREME COURT JUSTICE, PLACE 3		
(VOTE FOR ONE) 1		
WILL SELLERS (REP)	127,473	92.90
WRITE-IN.	9,744	7.10

SUPREME COURT JUSTICE, PLACE 4		
(VOTE FOR ONE) 1		
DONNA WESSON SMALLEY (DEM)	143,559	56.68
JAY MITCHELL (REP)	109,520	43.24
WRITE-IN.	221	.09

RUN DATE:11/16/18 12:51 PM

	VOTES	PERCENT
COURT OF CIVIL APPEALS JUDGE, PL 1 (VOTE FOR ONE) 1		
CHRISTY OLINGER EDWARDS (REP)	127,507	92.99
WRITE-IN	9,617	7.01
COURT OF CIVIL APPEALS JUDGE, PL 2 (VOTE FOR ONE) 1		
CHAD HANSON (REP)	126,600	92.95
WRITE-IN	9,603	7.05
COURT OF CIVIL APPEALS JUDGE, PL 3 (VOTE FOR ONE) 1		
TERRY A. MOORE (REP)	126,855	92.99
WRITE-IN	9,568	7.01
CRT OF CRIMINAL APPEALS JUDGE, PL 1 (VOTE FOR ONE) 1		
RICHARD MINOR (REP)	126,512	93.07
WRITE-IN	9,417	6.93
CRT OF CRIMINAL APPEALS JUDGE, PL 2 (VOTE FOR ONE) 1		
CHRIS MCCOOL (REP)	126,606	93.11
WRITE-IN	9,365	6.89
CRT OF CRIMINAL APPEALS JUDGE, PL 3 (VOTE FOR ONE) 1		
BILL COLE (REP)	127,525	93.18
WRITE-IN	9,331	6.82
SECRETARY OF STATE (VOTE FOR ONE) 1		
HEATHER MILAM (DEM)	144,226	56.58
JOHN H. MERRILL (REP)	110,506	43.35
WRITE-IN	192	.08
STATE TREASURER (VOTE FOR ONE) 1		
JOHN McMILLAN (REP)	127,835	93.16
WRITE-IN	9,393	6.84
STATE AUDITOR (VOTE FOR ONE) 1		
MIRANDA KARRINE JOSEPH (DEM)	143,949	56.81
JIM ZEIGLER (REP)	109,160	43.08
WRITE-IN	273	.11

	VOTES	PERCENT
COMM OF AGRICULTURE AND INDUSTRIES (VOTE FOR ONE) 1		
RICK PATE (REP)	126,773	93.40
WRITE-IN	8,953	6.60
PUBLIC SERVICE COMMISSION, PLACE 1 (VOTE FOR ONE) 1		
CARA Y. McCLURE (DEM)	144,286	57.11
JEREMY H. ODEN (REP)	108,248	42.84
WRITE-IN	120	.05
PUBLIC SERVICE COMMISSION, PLACE 2 (VOTE FOR ONE) 1		
KARI POWELL (DEM)	145,232	57.43
CHRIS "CHIP" BEEKER JR. (REP)	107,552	42.53
WRITE-IN	104	.04
STATE BOARD OF EDUCATION MEMBER, DISTRICT NO. 4 DISTRICT NO. 4 (VOTE FOR ONE) 1		
YVETTE M. RICHARDSON (DEM)	101,486	78.89
DON WALLACE (REP)	27,105	21.07
WRITE-IN	58	.05
CIRCUIT COURT JUDGE, PLACE 1 (VOTE FOR ONE) 1		
JOSEPH L. BOOHAKER (DEM)	158,198	97.06
WRITE-IN	4,799	2.94
CIRCUIT COURT JUDGE, PLACE 5 (VOTE FOR ONE) 1		
DAVID CARPENTER (DEM)	156,196	97.15
WRITE-IN	4,576	2.85
CIRCUIT COURT JUDGE, PLACE 6 (VOTE FOR ONE) 1		
DONALD E. "DON" BLANKENSHIP (DEM)	156,362	97.19
WRITE-IN	4,518	2.81
CIRCUIT COURT JUDGE, PLACE 7 (VOTE FOR ONE) 1		
TRACIE A. TODD (DEM)	155,551	97.13
WRITE-IN	4,595	2.87
CIRCUIT COURT JUDGE, PLACE 8 (VOTE FOR ONE) 1		
MARSHALL JACKSON HATCHER (DEM)	141,202	56.13
TRACEY CRISAN McDONALD (REP)	110,190	43.81
WRITE-IN	153	.06

RUN DATE:11/16/18 12:51 PM

	VOTES	PERCENT
CIRCUIT COURT JUDGE, PLACE 9 (VOTE FOR ONE) 1		
JIM HUGHEY III (DEM)	157,354	97.26
WRITE-IN	4,428	2.74
CIRCUIT COURT JUDGE, PLACE 13 (VOTE FOR ONE) 1		
CAROLE C. SMITHERMAN (DEM)	155,923	96.83
WRITE-IN	5,101	3.17
CIRCUIT COURT JUDGE, PLACE 15 (VOTE FOR ONE) 1		
PATRICIA ANN STEPHENS (DEM)	155,599	97.35
WRITE-IN	4,240	2.65
CIRCUIT COURT JUDGE, PLACE 16 (VOTE FOR ONE) 1		
LINDA HALL (DEM)	134,721	53.24
TERESA T. PULLIAM (REP)	117,848	46.58
WRITE-IN	454	.18
CIRCUIT COURT JUDGE, PLACE 18 (VOTE FOR ONE) 1		
JANINE HUNT-HILLIARD (DEM)	154,489	97.38
WRITE-IN	4,163	2.62
CIRCUIT COURT JUDGE, PLACE 27 (VOTE FOR ONE) 1		
ALARIC MAY (DEM)	140,719	55.84
LESLIE SCHIFFMAN MOORE (REP)	111,166	44.12
WRITE-IN	103	.04
DISTRICT ATTORNEY (VOTE FOR ONE) 1		
DANNY CARR (DEM)	143,815	56.80
MIKE ANDERTON (REP)	109,309	43.17
WRITE-IN	89	.04
DISTRICT COURT JUDGE, 10TH JUDICIAL PL 3 (VOTE FOR ONE) 1		
PAMELA WILSON COUSINS (DEM)	141,496	56.23
DAVIS LAWLEY (REP)	110,050	43.73
WRITE-IN	111	.04
DISTRICT COURT JUDGE, 10TH JUDICIAL PL 6 (VOTE FOR ONE) 1		
KATRINA ROSS (DEM)	154,976	97.42
WRITE-IN	4,098	2.58

	VOTES	PERCENT
DISTRICT COURT JUDGE, 10TH JUDICIAL PL 8 (VOTE FOR ONE) 1		
ALAN SUMMERS (DEM)	155,127	97.47
WRITE-IN	4,031	2.53
DISTRICT COURT JUDGE, 10TH JUDICIAL PL 9 (VOTE FOR ONE) 1		
DEBRA WESTON-PICKENS (DEM)	154,134	97.41
WRITE-IN	4,105	2.59
DISTRICT COURT JUDGE, 10TH JUDICIAL PL 11 (VOTE FOR ONE) 1		
THOMAS E. THRASH (DEM)	138,915	55.16
JILL GANUS (REP)	112,803	44.79
WRITE-IN	113	.04
DISTRICT COURT JUDGE, 10TH JUDICIAL PL 12 (VOTE FOR ONE) 1		
LORRAINE PRINGLE (DEM)	153,904	97.36
WRITE-IN	4,172	2.64
CIRCUIT CLERK, JEFFERSON COUNTY (VOTE FOR ONE) 1		
JACKIE ANDERSON-SMITH (DEM)	142,713	56.79
PHILLIP BROWN (REP)	108,488	43.17
WRITE-IN	120	.05
DEPUTY CIRCUIT CLERK, BESSEMER DIV BESS. DIV. (VOTE FOR ONE) 1		
KAREN DUNN BURKS (DEM)	37,504	97.07
WRITE-IN	1,134	2.93
JUDGE OF PROBATE PLACE 1 (VOTE FOR ONE) 1		
ALAN KING (DEM)	156,842	97.51
WRITE-IN	4,009	2.49
JUDGE OF PROBATE PLACE 2 (VOTE FOR ONE) 1		
SHERRI COLEMAN FRIDAY (DEM)	155,568	97.51
WRITE-IN	3,976	2.49
JEFFERSON COUNTY SHERIFF (VOTE FOR ONE) 1		
MARK L. PETTWAY (DEM)	131,369	51.43
MIKE HALE (REP)	123,917	48.51
WRITE-IN	139	.05

RUN DATE:11/16/18 12:51 PM

JEFFERSON COUNTY COMMISSION MEMBER DISTRICT NO. 1
 DISTRICT NO. 1
 (VOTE FOR ONE) 1
 LASHUNDA SCALES (DEM) 40,513 98.70
 WRITE-IN. 534 1.30

JEFFERSON COUNTY COMMISSION MEMBER DISTRICT NO. 2
 DISTRICT NO. 2
 (VOTE FOR ONE) 1
 SHEILA TYSON (DEM) 40,344 99.05
 WRITE-IN. 386 .95

JEFFERSON COUNTY COMMISSION MEMBER DISTRICT NO. 3
 DISTRICT NO. 3
 (VOTE FOR ONE) 1
 JAMES A. (JIMMIE) STEPHENS (REP). 36,800 95.80
 WRITE-IN. 1,614 4.20

JEFFERSON COUNTY COMMISSION MEMBER DISTRICT NO. 4
 DISTRICT NO. 4
 (VOTE FOR ONE) 1
 J. T. SMALLWOOD (DEM) 18,797 37.72
 JOE KNIGHT (REP) 31,020 62.25
 WRITE-IN. 15 .03

JEFFERSON COUNTY COMMISSION MEMBER DISTRICT NO. 5
 DISTRICT NO. 5
 (VOTE FOR ONE) 1
 STEVE AMMONS (REP) 38,704 96.37
 WRITE-IN. 1,456 3.63

MEMBER, JEFFERSON COUNTY BOARD OF ED PL 2
 (VOTE FOR ONE) 1
 MARTHA V. BOUYER (DEM) 38,147 43.45
 EDDIE BROWN (REP). 49,578 56.48
 WRITE-IN. 62 .07

MEMBER, JEFFERSON COUNTY BOARD OF ED PL 3
 (VOTE FOR ONE) 1
 OSCAR S. MANN (REP) 54,898 94.83
 WRITE-IN. 2,994 5.17

STATEWIDE AMENDMENT NO. 1
 (VOTE FOR ONE) 1
 YES - STATEWIDE AMENDMENT NO. 1 119,887 56.62
 NO - STATEWIDE AMENDMENT NO. 1 91,865 43.38

STATEWIDE AMENDMENT NO. 2
 (VOTE FOR ONE) 1
 YES - STATEWIDE AMENDMENT NO. 2 102,006 43.13
 NO - STATEWIDE AMENDMENT NO. 2 134,489 56.87

STATEWIDE AMENDMENT NO. 3
 (VOTE FOR ONE) 1
 YES - STATEWIDE AMENDMENT NO. 3 103,984 48.31
 NO - STATEWIDE AMENDMENT NO. 3 111,264 51.69

STATEWIDE AMENDMENT NO. 4
 (VOTE FOR ONE) 1
 YES - STATEWIDE AMENDMENT NO. 4 127,222 56.68
 NO - STATEWIDE AMENDMENT NO. 4 97,243 43.32

JEFFERSON COUNTY AMENDMENT 1 JEFFCO
 (VOTE FOR ONE) 1
 YES - LOCAL AMENDMENT NO. 1 78,657 48.31
 NO - LOCAL AMENDMENT NO. 1. 84,167 51.69

JEFFERSON COUNTY (HOMEWOOD) ADENDMENT 2
 (VOTE FOR ONE) 1
 YES - LOCAL AMENDMENT NO. 2 6,111 65.87
 NO - LOCAL AMENDMENT NO. 2. 3,166 34.13

SUMMARY REPORT

SPECIAL GENERAL ELECTION
 DECEMBER 12, 2017
 OFFICIAL RESULTS

RUN DATE:12/22/17 12:17 PM

VOTES PERCENT

PRECINCTS COUNTED (OF 173)	173	100.00
REGISTERED VOTERS - TOTAL	460,771	
BALLOTS CAST - TOTAL	219,986	
VOTER TURNOUT - TOTAL		47.74

STRAIGHT PARTY

VOTE FOR ONE 1		
Democrat (DEM)	72,402	70.65
Republican (REP)	30,071	29.35

UNITED STATES SENATOR

VOTE FOR ONE 1		
DOUG JONES (DEM)	149,759	68.13
ROY S. MOORE (REP)	66,350	30.18
WRITE-IN	3,716	1.69



RUN DATE:11/18/16 01:46 PM

	VOTES	PERCENT
PRECINCTS COUNTED (OF 174)	174	100.00
REGISTERED VOTERS - TOTAL	0	
BALLOTS CAST - TOTAL	305,851	

STRAIGHT PARTY
(VOTE FOR ONE) 1

Democrat (DEM)	115,903	58.58
Republican (REP)	81,962	41.42

PRESIDENT OF THE UNITED STATES
(VOTE FOR ONE) 1

HILLARY RODHAM CLINTON (DEM)	156,873	51.57
DONALD J. TRUMP (REP)	134,768	44.30
GARY JOHNSON (IND)	6,645	2.18
JILL STEIN (IND)	1,554	.51
WRITE-IN	4,351	1.43

UNITED STATES SENATOR
(VOTE FOR ONE) 1

RON CRUMPTON (DEM)	156,574	51.99
RICHARD C. SHELBY (REP)	144,136	47.86
WRITE-IN	453	.15

UNITED STATES REPRESENTATIVE 6TH DIST
6TH CONGRESSIONAL DISTRICT
(VOTE FOR ONE) 1

DAVID J. PUTMAN (DEM)	52,190	29.82
GARY PALMER (REP)	122,666	70.10
WRITE-IN	136	.08

UNITED STATES REPRESENTATIVE 7TH DIST
7TH CONGRESSIONAL DISTRICT
(VOTE FOR ONE) 1

TERRI A. SEWELL (DEM)	108,654	99.03
WRITE-IN	1,065	.97

SUPREME COURT JUSTICE, PLACE 1
(VOTE FOR ONE) 1

MICHAEL F. "MIKE" BOLIN (REP)	168,086	96.08
WRITE-IN	6,854	3.92

SUPREME COURT JUSTICE, PLACE 2
(VOTE FOR ONE) 1

KELLI WISE (REP)	165,648	96.08
WRITE-IN	6,762	3.92

SUPREME COURT JUSTICE, PLACE 3
(VOTE FOR ONE) 1

TOM PARKER (REP)	163,240	95.85
WRITE-IN	7,060	4.15

	VOTES	PERCENT
PUBLIC SERVICE COMMISSION, PRESIDENT (VOTE FOR ONE) 1		
TWINKLE ANDRESS CAVANAUGH (REP)	161,897	95.24
WRITE-IN	8,095	4.76

STATE BOARD OF EDUCATION MEMBER DIST 3 DISTRICT 3
(VOTE FOR ONE) 1

JARRALYNNNE AGEE (DEM)	16,343	29.90
STEPHANIE BELL (REP)	38,264	70.01
WRITE-IN	47	.09

STATE BOARD OF EDUCATION MEMBER DIST 7 DISTRICT 7
(VOTE FOR ONE) 1

JEFF NEWMAN (REP)	69,492	98.51
WRITE-IN	1,051	1.49

CIRCUIT COURT JUDGE, PLACE 2
(VOTE FOR ONE) 1

LAURA PETRO (DEM)	185,766	97.85
WRITE-IN	4,084	2.15

CIRCUIT COURT JUDGE, PLACE 4
(VOTE FOR ONE) 1

JAVAN JOIELLE PATTON (DEM)	152,142	51.88
BOBBY LOTT JR. (REP)	140,862	48.03
WRITE-IN	249	.08

CIRCUIT COURT JUDGE, PLACE 11
(VOTE FOR ONE) 1

BRENDETTE BROWN GREEN (DEM)	147,949	50.26
PAT THETFORD (REP)	146,214	49.67
WRITE-IN	198	.07

CIRCUIT COURT JUDGE, PLACE 12
(VOTE FOR ONE) 1

ANNETTA H. VERIN (DEM)	182,897	97.87
WRITE-IN	3,974	2.13

CIRCUIT COURT JUDGE, PLACE 14
(VOTE FOR ONE) 1

CLYDE JONES (DEM)	157,585	53.80
MICHAEL JONATHAN GLOVER JR. (REP)	135,048	46.11
WRITE-IN	254	.09

CIRCUIT COURT JUDGE, PLACE 17
(VOTE FOR ONE) 1

ELISABETH FRENCH (DEM)	168,139	56.92
JAMES C. WHITFIELD (REP)	126,736	42.90
WRITE-IN	546	.18



RUN DATE:11/18/16 01:46 PM

	VOTES	PERCENT
CIRCUIT COURT JUDGE, PLACE 19 (VOTE FOR ONE) 1		
DAVID J. HOBDY (DEM)	181,581	98.04
WRITE-IN	3,638	1.96
CIRCUIT COURT JUDGE, PLACE 20 (VOTE FOR ONE) 1		
NAKITA "NIKI" PERRYMAN BLOCTON (DEM)	149,588	50.90
JULIE A. PALMER (REP)	144,109	49.04
WRITE-IN	190	.06
CIRCUIT COURT JUDGE, PLACE 21 (VOTE FOR ONE) 1		
BOB VANCE, JR. (DEM)	184,505	98.16
WRITE-IN	3,466	1.84
CIRCUIT COURT JUDGE, PLACE 22 (VOTE FOR ONE) 1		
TAMARA HARRIS JOHNSON (DEM)	150,044	51.12
BENTLEY PATRICK (REP)	143,264	48.81
WRITE-IN	179	.06
CIRCUIT COURT JUDGE, PLACE 23 (VOTE FOR ONE) 1		
AGNES CHAPPELL (DEM)	159,357	54.53
DOROTHEA BATISTE (REP)	132,600	45.38
WRITE-IN	270	.09
CIRCUIT COURT JUDGE, PLACE 24 (VOTE FOR ONE) 1		
STEPHEN WALLACE (DEM)	181,891	98.15
WRITE-IN	3,432	1.85
CIRCUIT COURT JUDGE, PLACE 25 (VOTE FOR ONE) 1		
REGINALD L. JETER (DEM)	153,858	52.70
JOHN TINDLE (REP)	137,940	47.25
WRITE-IN	166	.06
CIRCUIT COURT JUDGE, PLACE 26 (VOTE FOR ONE) 1		
MICHAEL STREETY (DEM)	154,909	52.83
GLORIA BAHAKEL (REP)	138,141	47.11
WRITE-IN	195	.07
DISTRICT ATTORNEY (VOTE FOR ONE) 1		
CHARLES TODD HENDERSON (DEM)	148,906	50.85
BRANDON K. FALLS (REP)	143,748	49.09
WRITE-IN	197	.07

	VOTES	PERCENT
DISTRICT ATTORNEY, 10TH JUDICIAL CIR, BESS BESS. DIV. (VOTE FOR ONE) 1		
LYNNEICE OLIVE-WASHINGTON (DEM)	36,775	50.17
BILL VEITCH (REP)	36,491	49.78
WRITE-IN	39	.05
DISTRICT COURT JUDGE, 10TH JUDICIAL, PL4 PLACE 4 (VOTE FOR ONE) 1		
WILLIAM A. "TONY" BELL, JR. (DEM)	152,716	52.57
RIGGS WALKER (REP)	137,513	47.34
WRITE-IN	270	.09
DISTRICT COURT JUDGE, 10TH JUDICIAL, PL5 PLACE 5 (VOTE FOR ONE) 1		
SHERA CRAIG GRANT (DEM)	156,141	53.93
LEE CLEVELAND (REP)	133,216	46.01
WRITE-IN	188	.06
DISTRICT COURT JUDGE, 10TH JUDICIAL, PL7 PLACE 7 (VOTE FOR ONE) 1		
ROBERT P. BYNON, JR. (DEM)	157,697	54.22
VIRGINIA P. MEIGS (REP)	132,945	45.71
WRITE-IN	194	.07
DISTRICT COURT JUDGE, 10TH JUDICIAL, PL10 PLACE 10 (VOTE FOR ONE) 1		
DEBRA BENNETT WINSTON (DEM)	150,763	52.01
TERESA HESTER (REP)	138,929	47.92
WRITE-IN	202	.07
DISTRICT COURT JUDGE, 10TH JUDICIAL, PL11 PLACE 11 (VOTE FOR ONE) 1		
ERIC M. FANCHER, SR. (DEM)	157,527	54.20
CYNTHIA VINES BUTLER (REP)	132,923	45.73
WRITE-IN	190	.07
TREASURER, JEFFERSON COUNTY (VOTE FOR ONE) 1		
MIKE MILES (DEM)	180,969	98.07
WRITE-IN	3,557	1.93
JEFFERSON COUNTY DEPUTY TREASURER, BESS BESS. DIV. (VOTE FOR ONE) 1		
SHERRY MCCLAIN (DEM)	38,210	52.81
BRANDON HERREN (REP)	34,100	47.13
WRITE-IN	49	.07

RUN DATE:11/18/16 01:46 PM

	VOTES	PERCENT
MEMBER, JEFFERSON COUNTY BOARD OF ED PL1 PLACE 1		
(VOTE FOR ONE) 1		
DONNA PIKE (REP)	70,222	97.59
WRITE-IN.	1,731	2.41

	VOTES	PERCENT
CONSTABLE DIST 51 DISTRICT 51		
(VOTE FOR ONE) 1		
RONNIE DIXON (REP)	19,140	99.01
WRITE-IN.	191	.99

MEMBER, JEFFERSON COUNTY BOARD OF ED PL5 PLACE 5		
(VOTE FOR ONE) 1		
JACQUELINE A. SMITH (DEM)	130,685	98.68
WRITE-IN.	1,754	1.32

CONSTABLE DIST 52 DISTRICT 52		
(VOTE FOR ONE) 1		
VALENCIA LAVENDER MOORE (DEM)	14,646	99.25
WRITE-IN.	110	.75

CONSTABLE DIST 15 DISTRICT 15		
(VOTE FOR ONE) 1		
DAVID CLARK (DEM)	8,030	95.48
WRITE-IN.	380	4.52

CONSTABLE DIST 54 DISTRICT 54		
(VOTE FOR ONE) 1		
RODERICK DIXIE (DEM)	13,301	99.06
WRITE-IN.	126	.94

CONSTABLE DIST 16 DISTRICT 16		
(VOTE FOR ONE) 1		
JOE WILLIAMS (REP)	4,955	99.62
WRITE-IN.	19	.38

CONSTABLE DIST 55 DISTRICT 55		
(VOTE FOR ONE) 1		
ROOSEVELT JOHNSON (DEM)	15,289	99.44
WRITE-IN.	86	.56

CONSTABLE DIST 44 DISTRICT 44		
(VOTE FOR ONE) 1		
RHODA BROWN-KIRT (DEM)	4,989	22.31
STEPHEN MOSELEY (REP)	17,368	77.65
WRITE-IN.	9	.04

CONSTABLE DIST 56 DISTRICT 56		
(VOTE FOR ONE) 1		
CHARLES R. WINSTON, III (DEM)	16,397	98.81
WRITE-IN.	198	1.19

CONSTABLE DIST 45 DISTRICT 45		
(VOTE FOR ONE) 1		
JIM ATKINSON (REP)	6,835	97.52
WRITE-IN.	174	2.48

CONSTABLE DIST 57 DISTRICT 57		
(VOTE FOR ONE) 1		
WALTER "BIG WALT" WILSON (DEM)	15,914	77.01
ALAN BAGGETT (REP)	4,731	22.89
WRITE-IN.	21	.10

CONSTABLE DIST 46 DISTRICT 46		
(VOTE FOR ONE) 1		
LARRY ALLRED (REP)	17,569	98.76
WRITE-IN.	221	1.24

CONSTABLE DIST 58 DISTRICT 58		
(VOTE FOR ONE) 1		
TARA NIX (DEM)	14,428	82.58
RANDY MYERS (REP)	3,028	17.33
WRITE-IN.	15	.09

CONSTABLE DIST 47 DISTRICT 47		
(VOTE FOR ONE) 1		
GILBERT F. DOUGLAS III (REP)	13,166	97.40
WRITE-IN.	351	2.60

CONSTABLE DIST 59 DISTRICT 59		
(VOTE FOR ONE) 1		
JAMES R. FRANKLIN (DEM)	14,661	99.56
WRITE-IN.	65	.44

CONSTABLE DIST 48 DISTRICT 48		
(VOTE FOR ONE) 1		
JONATHAN O. BARBEE (REP)	16,181	98.81
WRITE-IN.	195	1.19

CONSTABLE DIST 60 DISTRICT 60		
(VOTE FOR ONE) 1		
WANDA FAYE BRYANT (DEM)	16,594	99.18
WRITE-IN.	137	.82

RUN DATE:11/18/16 01:46 PM

	VOTES	PERCENT
STATEWIDE AMENDMENT NUMBER 1		
(VOTE FOR ONE) 1		
YES - STATEWIDE AMENDMENT NO. 1 . . .	186,750	74.65
NO - STATEWIDE AMENDMENT NO. 1 . . .	63,401	25.35
STATEWIDE AMENDMENT NUMBER 2		
(VOTE FOR ONE) 1		
YES - STATEWIDE AMENDMENT NO. 2 . . .	212,054	79.51
NO - STATEWIDE AMENDMENT NO. 2 . . .	54,661	20.49
STATEWIDE AMENDMENT NUMBER 3		
(VOTE FOR ONE) 1		
YES - STATEWIDE AMENDMENT NO. 3 . . .	142,786	59.71
NO - STATEWIDE AMENDMENT NO. 3 . . .	96,362	40.29
STATEWIDE AMENDMENT NUMBER 4		
(VOTE FOR ONE) 1		
YES - STATEWIDE AMENDMENT NO. 4 . . .	176,601	73.32
NO - STATEWIDE AMENDMENT NO. 4 . . .	64,249	26.68
STATEWIDE AMENDMENT NUMBER 5		
(VOTE FOR ONE) 1		
YES - STATEWIDE AMENDMENT NO. 5 . . .	140,702	59.32
NO - STATEWIDE AMENDMENT NO. 5 . . .	96,505	40.68
STATEWIDE AMENDMENT NUMBER 6		
(VOTE FOR ONE) 1		
YES - STATEWIDE AMENDMENT NO. 6 . . .	120,485	52.25
NO - STATEWIDE AMENDMENT NO. 6 . . .	110,096	47.75
STATEWIDE AMENDMENT NUMBER 7		
(VOTE FOR ONE) 1		
YES - STATEWIDE AMENDMENT NO. 7 . . .	112,843	57.86
NO - STATEWIDE AMENDMENT NO. 7 . . .	82,186	42.14
STATEWIDE AMENDMENT NUMBER 8		
(VOTE FOR ONE) 1		
YES - STATEWIDE AMENDMENT NO. 8 . . .	162,919	65.38
NO - STATEWIDE AMENDMENT NO. 8 . . .	86,287	34.62
STATEWIDE AMENDMENT NUMBER 9		
(VOTE FOR ONE) 1		
YES - STATEWIDE AMENDMENT NO. 9 . . .	97,528	49.51
NO - STATEWIDE AMENDMENT NO. 9 . . .	99,444	50.49
STATEWIDE AMENDMENT NUMBER 10		
(VOTE FOR ONE) 1		
YES - STATEWIDE AMENDMENT NO. 10 . . .	131,702	68.55
NO - STATEWIDE AMENDMENT NO. 10 . . .	60,435	31.45

	VOTES	PERCENT
STATEWIDE AMENDMENT NUMBER 11		
(VOTE FOR ONE) 1		
YES - STATEWIDE AMENDMENT NO. 11. . .	142,336	61.90
NO - STATEWIDE AMENDMENT NO. 11 . . .	87,598	38.10
STATEWIDE AMENDMENT NUMBER 12		
(VOTE FOR ONE) 1		
YES - STATEWIDE AMENDMENT NO. 12 . . .	111,266	56.07
NO - STATEWIDE AMENDMENT NO. 12 . . .	87,184	43.93
STATEWIDE AMENDMENT NUMBER 13		
(VOTE FOR ONE) 1		
YES - STATEWIDE AMENDMENT NO. 13. . .	141,075	58.85
NO - STATEWIDE AMENDMENT NO. 13 . . .	98,660	41.15
STATEWIDE AMENDMENT NUMBER 14		
(VOTE FOR ONE) 1		
YES - STATEWIDE AMENDMENT NO. 14. . .	178,408	71.25
NO - STATEWIDE AMENDMENT NO. 14 . . .	71,999	28.75
JEFFERSON COUNTY AMENDMENT		
(VOTE FOR ONE) 1		
YES - JEFFERSON COUNTY AMENDMENT. . .	139,938	57.61
NO - JEFFERSON COUNTY AMENDMENT . . .	102,964	42.39

RUN DATE:11/14/14 08:55 AM

	VOTES	PERCENT
PRECINCTS COUNTED (OF 363)	363	100.00
REGISTERED VOTERS - TOTAL	411,086	
BALLOTS CAST - TOTAL	167,371	
VOTER TURNOUT - TOTAL		40.71

STRAIGHT PARTY

VOTE FOR ONE 1		
Democrat (DEM)	61,678	54.32
Republican (REP)	51,498	45.36
Libertarian (LIB)	368	.32

GOVERNOR

VOTE FOR ONE 1		
PARKER GRIFFITH (DEM)	82,865	49.84
ROBERT BENTLEY (REP)	83,147	50.01
WRITE-IN	259	.16

LIEUTENANT GOVERNOR

VOTE FOR ONE 1		
JAMES C. FIELDS, JR. (DEM)	82,695	49.98
KAY IVEY (REP)	82,612	49.93
WRITE-IN	150	.09

UNITED STATES SENATOR

VOTE FOR ONE 1		
JEFF SESSIONS (REP)	91,243	94.87
WRITE-IN	4,938	5.13

UNITED STATES REPRESENTATIVE, D6

CONGRESSIONAL DISTRICT 6		
VOTE FOR ONE 1		
MARK LESTER (DEM)	26,116	27.52
GARY PALMER (REP)	68,671	72.35
WRITE-IN	124	.13

UNITED STATES REPRESENTATIVE, D7

CONGRESSIONAL DISTRICT 7		
VOTE FOR ONE 1		
TERRI A. SEWELL (DEM)	60,608	98.92
WRITE-IN	663	1.08

ATTORNEY GENERAL

VOTE FOR ONE 1		
JOE HUBBARD (DEM)	85,908	51.87
LUTHER STRANGE (REP)	79,437	47.97
WRITE-IN	269	.16

STATE SENATOR, D5 DISTRICT 5

VOTE FOR ONE 1		
GREG REED (REP)	4,380	99.48
WRITE-IN	23	.52

	VOTES	PERCENT
STATE SENATOR, D14 DISTRICT 14		
VOTE FOR ONE 1		
CAM WARD (REP)	2,236	98.33
WRITE-IN	38	1.67

STATE SENATOR, D15 DISTRICT 15		
VOTE FOR ONE 1		
SLADE BLACKWELL (REP)	13,175	98.45
WRITE-IN	207	1.55

STATE SENATOR, D16 DISTRICT 16		
VOTE FOR ONE 1		
CINDY BELL (DEM)	5,897	24.53
J.T. "JABO" WAGGONER (REP)	18,114	75.36
WRITE-IN	27	.11

STATE SENATOR, D17 DISTRICT 17		
VOTE FOR ONE 1		
SHAY SHELNUTT (REP)	18,941	98.86
WRITE-IN	218	1.14

STATE SENATOR, D18 DISTRICT 18		
VOTE FOR ONE 1		
RODGER M. SMITHERMAN (DEM)	23,195	98.22
WRITE-IN	421	1.78

STATE SENATOR, D19 DISTRICT 19		
VOTE FOR ONE 1		
PRISCILLA DUNN (DEM)	27,143	98.73
WRITE-IN	349	1.27

STATE SENATOR, D20 DISTRICT 20		
VOTE FOR ONE 1		
LINDA COLEMAN (DEM)	23,368	98.52
WRITE-IN	350	1.48

STATE REPRESENTATIVE, D14 DISTRICT 14		
VOTE FOR ONE 1		
TIM WADSWORTH (REP)	1,217	99.51
WRITE-IN	6	.49

STATE REPRESENTATIVE, D15 DISTRICT 15		
VOTE FOR ONE 1		
ALLEN FARLEY (REP)	8,885	98.29
WRITE-IN	155	1.71



RUN DATE:11/14/14 08:55 AM

	VOTES	PERCENT
STATE REPRESENTATIVE, D16 DISTRICT 16		
VOTE FOR ONE 1		
DANIEL H. BOMAN (DEM)	271	9.19
KYLE SOUTH (REP)	2,676	90.74
WRITE-IN.	2	.07

STATE REPRESENTATIVE, D43 DISTRICT 43		
VOTE FOR ONE 1		
ARNOLD MOONEY (REP)	84	98.82
WRITE-IN.	1	1.18

STATE REPRESENTATIVE, D44 DISTRICT 44		
VOTE FOR ONE 1		
DANNY GARRETT (REP)	10,360	98.53
WRITE-IN.	155	1.47

STATE REPRESENTATIVE, D45 DISTRICT 45		
VOTE FOR ONE 1		
DICKIE DRAKE (REP)	3,786	96.70
WRITE-IN.	129	3.30

STATE REPRESENTATIVE, D46 DISTRICT 46		
VOTE FOR ONE 1		
DAVID FAULKNER (REP).	10,778	98.23
WRITE-IN.	194	1.77

STATE REPRESENTATIVE, D47 DISTRICT 47		
VOTE FOR ONE 1		
SALVATORE BAMBINELLI (DEM).	2,642	27.15
JACK WILLIAMS (REP)	7,073	72.69
WRITE-IN.	15	.15

STATE REPRESENTATIVE, D48 DISTRICT 48		
VOTE FOR ONE 1		
JIM CARNS (REP)	9,919	98.36
WRITE-IN.	165	1.64

STATE REPRESENTATIVE, D51 DISTRICT 51		
VOTE FOR ONE 1		
ALLEN TREADAWAY (REP)	10,746	98.96
WRITE-IN.	113	1.04

STATE REPRESENTATIVE, D52 DISTRICT 52		
VOTE FOR ONE 1		
JOHN W. ROGERS, JR. (DEM)	7,305	76.60
PHILLIP BAHAKEL (REP)	2,207	23.14
WRITE-IN.	24	.25

	VOTES	PERCENT
STATE REPRESENTATIVE, D54 DISTRICT 54		
VOTE FOR ONE 1		
PATRICIA A. TODD (DEM)	7,601	98.13
WRITE-IN.	145	1.87

STATE REPRESENTATIVE, D55 DISTRICT 55		
VOTE FOR ONE 1		
RODERICK "ROD" SCOTT (DEM).	8,453	99.28
WRITE-IN.	61	.72

STATE REPRESENTATIVE, D56 DISTRICT 56		
VOTE FOR ONE 1		
LOUISE ALEXANDER (DEM)	7,960	66.02
DARIUS FOSTER (REP)	3,680	30.52
RICKEY LEVINS (IND)	406	3.37
WRITE-IN.	11	.09

STATE REPRESENTATIVE, D57 DISTRICT 57		
VOTE FOR ONE 1		
MERIKA COLEMAN (DEM).	10,184	98.93
WRITE-IN.	110	1.07

STATE REPRESENTATIVE, D58 DISTRICT 58		
VOTE FOR ONE 1		
OLIVER ROBINSON (DEM)	8,287	99.04
WRITE-IN.	80	.96

STATE REPRESENTATIVE, D59 DISTRICT 59		
VOTE FOR ONE 1		
MARY MOORE (DEM)	7,949	99.30
WRITE-IN.	56	.70

STATE REPRESENTATIVE, D60 DISTRICT 60		
VOTE FOR ONE 1		
JUANDALYNN "LELE" GIVAN (DEM).	9,584	98.94
WRITE-IN.	103	1.06

SUPREME COURT JUSTICE, PLACE 1		
VOTE FOR ONE 1		
GREG SHAW (REP)	88,901	96.16
WRITE-IN.	3,546	3.84

COURT OF CIVIL APPEALS JUDGE, PL 1		
VOTE FOR ONE 1		
WILLIAM C. "BILL" THOMPSON (REP).	88,226	96.34
WRITE-IN.	3,348	3.66

RUN DATE:11/14/14 08:55 AM

	VOTES	PERCENT
COURT OF CIVIL APPEALS JUDGE, PL 2		
VOTE FOR ONE 1		
SCOTT DONALDSON (REP)	87,940	96.37
WRITE-IN	3,308	3.63
CRT OF CRIMINAL APPEALS JUDGE, PL 1		
VOTE FOR ONE 1		
MARY B. WINDOM (REP)	87,949	96.49
WRITE-IN	3,198	3.51
CRT OF CRIMINAL APPEALS JUDGE, PL 2		
VOTE FOR ONE 1		
BETH KELLUM (REP)	87,854	96.48
WRITE-IN	3,202	3.52
SECRETARY OF STATE		
VOTE FOR ONE 1		
LULA ALBERT-KAIGLER (DEM)	80,024	49.09
JOHN MERRILL (REP)	82,841	50.82
WRITE-IN	150	.09
STATE TREASURER		
VOTE FOR ONE 1		
YOUNG BOOZER (REP)	88,565	96.41
WRITE-IN	3,296	3.59
STATE AUDITOR		
VOTE FOR ONE 1		
MIRANDA KARRINE JOSEPH (DEM)	82,003	50.27
JIM ZEIGLER (REP)	80,962	49.63
WRITE-IN	157	.10
COMM OF AGRICULTURE AND INDUSTRIES		
VOTE FOR ONE 1		
DOUG "NEW BLUE" SMITH (DEM)	79,492	48.91
JOHN MCMILLAN (REP)	82,898	51.01
WRITE-IN	137	.08
PUBLIC SERVICE COMMISSION, PLACE 1		
VOTE FOR ONE 1		
JEREMY H. ODEN (REP)	87,179	96.40
WRITE-IN	3,255	3.60
PUBLIC SERVICE COMMISSION, PLACE 2		
VOTE FOR ONE 1		
CHRIS "CHIP" BEEKER JR. (REP)	87,288	96.29
WRITE-IN	3,366	3.71

	VOTES	PERCENT
STATE BOARD OF EDUCATION MEMBER, D4 DISTRICT 4		
VOTE FOR ONE 1		
YVETTE M. RICHARDSON (DEM)	68,089	98.85
WRITE-IN	789	1.15
CIRCUIT COURT JUDGE, PLACE 3		
VOTE FOR ONE 1		
MARTIN WEINBERG (DEM)	81,187	49.71
J. WILLIAM "BILL" COLE (REP)	82,036	50.23
WRITE-IN	105	.06
CIRCUIT COURT JUDGE, PLACE 10		
VOTE FOR ONE 1		
PAT BALLARD (DEM)	83,979	51.10
GLORIA BAHAKEL (REP)	80,251	48.83
WRITE-IN	105	.06
DISTRICT COURT JUDGE, 10TH JUDICIAL PL 1		
VOTE FOR ONE 1		
JOHN E. AMARI (DEM)	86,276	52.68
SUZANNE CHILDERS (REP)	77,385	47.25
WRITE-IN	124	.08
DISTRICT COURT JUDGE, 10TH JUDICIAL PL 2		
VOTE FOR ONE 1		
SHANTA OWENS (DEM)	83,091	51.03
DAVIS LAWLEY (REP)	79,646	48.92
WRITE-IN	84	.05
JEFFERSON COUNTY SHERIFF		
VOTE FOR ONE 1		
WALLACE ANGER, JR. (DEM)	70,256	42.42
MIKE HALE (REP)	90,579	54.70
WILLIE HILL (LIB)	4,705	2.84
WRITE-IN	61	.04
JEFFERSON COUNTY COMMISSION MEMBER, D1 DISTRICT 1		
VOTE FOR ONE 1		
GEORGE BOWMAN (DEM)	27,327	99.76
WRITE-IN	67	.24
JEFFERSON COUNTY COMMISSION MEMBER, D2 DISTRICT 2		
VOTE FOR ONE 1		
SANDRA LITTLE BROWN (DEM)	26,540	93.51
CHARLES KENNEDY (LIB)	1,752	6.17
WRITE-IN	89	.31

RUN DATE:11/14/14 08:55 AM

	VOTES	PERCENT
JEFFERSON COUNTY COMMISSION MEMBER, D3 DISTRICT 3		
VOTE FOR ONE 1		
VJ VIVIAN FORD (DEM)	10,008	27.46
JAMES A. "JIMMIE" STEPHENS (REP)	24,344	66.79
ERIC CALHOUN (LIB)	2,079	5.70
WRITE-IN	19	.05

	VOTES	PERCENT
JEFFERSON COUNTY COMMISSION MEMBER, D4 DISTRICT 4		
VOTE FOR ONE 1		
JOE KNIGHT (REP)	22,743	87.67
RON BISHOP (LIB)	2,985	11.51
WRITE-IN	214	.82

	VOTES	PERCENT
JEFFERSON COUNTY COMMISSION MEMBER, D5 DISTRICT 5		
VOTE FOR ONE 1		
DAVID CARRINGTON (REP)	25,871	85.64
STEVEN T. TUCKER (LIB)	4,158	13.76
WRITE-IN	181	.60

	VOTES	PERCENT
JEFFERSON COUNTY TAX ASSESSOR		
VOTE FOR ONE 1		
GAYNELL HENDRICKS (DEM)	81,711	49.80
JOEL BLANKENSHIP (REP)	76,616	46.69
NICOLE JORDAN (LIB)	5,681	3.46
WRITE-IN	76	.05

	VOTES	PERCENT
JEFFERSON COUNTY ASST. TAX ASSESSOR, BESS BESS. DIV.		
VOTE FOR ONE 1		
CHARLES R. WINSTON (DEM)	20,882	49.57
JENNIFER PARSONS CHAMPION (REP)	20,108	47.73
MARK BODENHAUSEN (LIB)	1,117	2.65
WRITE-IN	19	.05

	VOTES	PERCENT
JEFFERSON COUNTY TAX COLLECTOR		
VOTE FOR ONE 1		
J.T. SMALLWOOD (DEM)	87,192	53.18
STEVEN B. AMMONS (REP)	70,217	42.83
LAURA PATE (LIB)	6,451	3.93
WRITE-IN	86	.05

	VOTES	PERCENT
JEFFERSON COUNTY ASSISTANT TAX COLLECTOR, BESS BESS. DIV.		
VOTE FOR ONE 1		
GROVER DUNN (DEM)	23,905	82.83
LEIGH LACHINE (LIB)	4,754	16.47
WRITE-IN	201	.70

	VOTES	PERCENT
JEFFERSON COUNTY BOARD OF EDUCATION, PL4		
VOTE FOR ONE 1		
DEAN TAYLOR (REP)	39,121	97.49
WRITE-IN	1,006	2.51

	VOTES	PERCENT
AMENDMENT NUMBER 1		
VOTE FOR ONE 1		
Yes-Statewide Amendment No. 1	91,799	68.55
No-Statewide Amendment No. 1	42,119	31.45

	VOTES	PERCENT
AMENDMENT NUMBER 2		
VOTE FOR ONE 1		
Yes-Statewide Amendment No. 2	63,343	47.89
No-Statewide Amendment No. 2	68,931	52.11

	VOTES	PERCENT
AMENDMENT NUMBER 3		
VOTE FOR ONE 1		
Yes-Statewide Amendment No. 3	88,963	63.75
No-Statewide Amendment No. 3	50,597	36.25

	VOTES	PERCENT
AMENDMENT NUMBER 4		
VOTE FOR ONE 1		
Yes-Statewide Amendment No. 4	64,672	49.13
No-Statewide Amendment No. 4	66,958	50.87

	VOTES	PERCENT
AMENDMENT NUMBER 5		
VOTE FOR ONE 1		
Yes-Statewide Amendment No. 5	97,915	71.65
No-Statewide Amendment No. 5	38,740	28.35



[Elections](#) [Live updates](#) [Statewide results](#)

Advertisement

Elections

Alabama's midterm election turnout worst in at least 36 years

Updated: Nov. 09, 2022, 7:56 a.m. | Published: Nov. 09, 2022, 7:53 a.m.

Exhibit
Slay 16



Outside the entrance to the Daphne Civic Center during the general election on Tuesday, November 8, 2022. (John Sharp/jsharp@al.com).

By [John Sharp | jsharp@al.com](mailto:jsharp@al.com)

A lack of competition from the Democratic Party and little-to-no TV campaign advertising in the weeks leading up to midterm election meant that Alabamians overwhelmingly stayed home on Tuesday.

The turnout was the lowest in Alabama during a statewide general election in at least 36 years, according to data compiled on the Secretary of State's website.

Statewide turnout was only 38.5%, or 1.4 million of the state's 3.68 million registered voters.

"I haven't had a serious general election client in 12 years," said Jon Gray, a Mobile-based GOP political consultant. "There is no general election."

The poor turnout continued a troublesome trend over the past two years of declining interest in non-presidential elections in Alabama.

- The May 24 primary saw only 23.4% show up to cast a vote despite some hotly contested Republican races. That figure represented the second lowest turnout during a midterm election since 2000.
- The June 21 primary runoff saw only 13% of registered voters cast a ballot. That represented the third lowest turnout rate Alabama has seen in the last 35-plus years of major runoff elections – those featuring big statewide races like U.S. Senate or governor.
- Only a quarter of voters showed up to participate during the 2021 city elections in Birmingham and Mobile. In both cities, the incumbent mayors easily won re-election. The turnout in Mobile was a sharp drop from previous mayoral elections, when 37% to 46% of registered voters would go to the polls.

"To politicians like me, we live for (elections) like a quarterback lives for the Super Bowl," said Angi Horn, a Montgomery-based political consultant. "But for most people, sadly, it's just another Tuesday. And that's the truth."

Fewer than 40% of voters showed up in some of the state's largest counties – Mobile (34.4%), Madison (39%), Montgomery (36.4%), and Tuscaloosa (35%). Jefferson (41%) and Shelby (41.8%) had slightly better showings.

'Poor performance'

The Democratic Party's candidates were largely underfunded, and unable to mount a serious challenge in a state where Republicans enjoy a supermajority status in the Legislature and control every constitutional office.

Alabama Secretary of State John Merrill predicted a turnout between 45% to 50%, which he admits was wildly off. He said he expected Democrats to show up to the election, which has happened in recent midterm contests whenever Democrats fielded better funded and well-known candidates.

In 2018, nearly 50% of voters showed up to the polls during a governor's race pitting Republican incumbent Gov. Kay Ivey against Democratic challenger Walt Maddox, the mayor of Tuscaloosa. Maddox spent \$2.6 million during that election cycle.

But this time around, Ivey was challenged by Yolanda Flowers, who spent a paltry \$12,500 throughout the campaign.



Alabama Secretary of State John Merrill (Mike Cason/mcason@al.com)

"I didn't anticipate that there would be that poor of a performance among Democrats

statewide, Merrill, a Republican, said. "It was the worst in the history of this state. It's not even close."

Indeed, the Democratic Party did not even field candidates in a half dozen statewide races. Their absence encouraged the Libertarian Party to run candidates on Tuesday in hopes of securing 20% of the vote in a statewide race to retain ballot access during the 2024 election. That did not happen, as Libertarians fell short of their goals in all statewide races.

For Republicans, it was landslide victories up and down the ballot. Ivey amassed more than 67% of the vote easily defeating Flowers and Libertarian candidate Dr. Jimmy Blake. Katie Britt, the former chief of staff to retiring Senator Richard Shelby, also received 67% of the vote over her Democratic opponent Will Boyd and Libertarian candidate John Sophocleus.

Republicans racked up easy wins in other statewide contests in which a Democrat ran. State Rep. Wes Allen received over 65% of the vote to win the Secretary of State's seat and Steve Marshall was re-elected as attorney general with over 68%.

"I just felt like we would have more Democratic support than we actually had even though the candidates were not that strong," Merrill said. "But obviously, I was wrong."

'Without intrigue'

Alabama Gov. Kay Ivey wins 2nd full term

Turnout was lower than the 2014 general election, in which 39.8% of voters showed up during an election in which then-incumbent Gov. Robert Bentley defeated Democratic challenger Parker Griffith. That turnout, according to Secretary of State statistics, is the lowest in a general election contest since at least 1986.

General elections in which Democrats were competitive, and actually won in 1998 -- saw turnouts at 57% and 58%.

Horn said Alabama lacks the excitement that other states see due to more competitive races for Congress and Governor.

"The minority party (Alabama Democrats) do not seem to have much organization in their 'get out to vote' (effort) and the vast majority of legislative races are unopposed," she said.

Other states, Horn said, have candidates that inspire voters to show up during the midterm elections. Turnouts in Ohio and Pennsylvania were expected to be high. In Georgia, early voting turnout set new all-time records.

"Without the intrigue of a Pennsylvania or an Ohio, it's unfair and unrealistic to have those same numbers (in Alabama)," Horn said.

Jess Brown, a retired political science professor at Athens State University, said the turnout reflects what he and other political scientists believe is a "nationalization" of politics in which contests highlighted on national cable TV shows and presidential races entice voters, while other races -- like midterm contests in one-party dominated states -- do not.

"We have definitely become, in my lifetime, more and more presidential centric and that has to do with the national press coverage," Brown said.

He said that some contests on the ballot in Madison County were likely unknown to voters.

"We had a competitive sheriff's race in Madison County with at least two candidates on the ballot," said Brown, referring to Republican Kevin Turner's race against Libertarian Alan Barksdale, which Turner easily won.

"A generation ago, there was a lot of hub bub to include local press coverage about a sheriff's race," Brown said. "Who was the sheriff in a county mattered a lot. But I know

there were a lot of people on (Tuesday) who didn't know there was a sheriff's race until (the election)."

If you purchase a product or register for an account through one of the links on our site, we may receive compensation.

Around the Web

Person Of Interest In Custody After 4 Oklahoma Men Who Left Home To 'Hit A Lick' Were Found Shot And Dismembered - Blavity

Blavity | Sponsored

European Train Tour Specials

There is no better way to explore the beauty of Europe.

Train Tours | Search Ads | Sponsored

30 Defunct Restaurant Chains That No One Misses

MoneyWise.com | Sponsored

The Most Talented Bass Players In History, Ranked In Order

Factable | Sponsored

Mercedes-EQ Formula E Team eBikes - Shop Outlet Now

Save up to \$1,125 on 2021 models while stocks last

n+ Bikes | Sponsored

RUN DATE:11/14/12 07:49 AM

	VOTES	PERCENT
PRECINCTS COUNTED (OF 360)	360	100.00
REGISTERED VOTERS - TOTAL	385,364	
BALLOTS CAST - TOTAL	305,014	
VOTER TURNOUT - TOTAL		79.15

STRAIGHT PARTY

VOTE FOR ONE 1		
Democrat (DEM)	106,721	59.64
Republican (REP)	72,228	40.36

PRESIDENT OF THE UNITED STATES

VOTE FOR ONE 1		
BARACK OBAMA (DEM)	159,876	52.50
MITT ROMNEY (REP)	141,683	46.53
VIRGIL H. GOODE, JR. (IND)	284	.09
GARY JOHNSON (IND)	1,637	.54
JILL STEIN (IND)	438	.14
WRITE-IN	605	.20

UNITED STATES REPRESENTATIVE CONGRESSIONAL DISTRICT 6

VOTE FOR ONE 1		
PENNY "COLONEL" BAILEY (DEM)	51,259	30.97
SPENCER BACHUS (REP)	113,979	68.86
WRITE-IN	275	.17

UNITED STATES REPRESENTATIVE CONGRESSIONAL DISTRICT 7

VOTE FOR ONE 1		
TERRI A. SEWELL (DEM)	112,636	84.75
DON CHAMBERLAIN (REP)	20,193	15.19
WRITE-IN	73	.05

SUPREME COURT CHIEF JUSTICE

VOTE FOR ONE 1		
BOB VANCE (DEM)	188,916	62.99
ROY MOORE (REP)	110,715	36.91
WRITE-IN	288	.10

SUPREME COURT JUSTICE, PLACE 1

VOTE FOR ONE 1		
TOMMY BRYAN (REP)	158,756	96.09
WRITE-IN	6,453	3.91

SUPREME COURT JUSTICE, PLACE 2

VOTE FOR ONE 1		
LYN STUART (REP)	156,758	96.20
WRITE-IN	6,187	3.80

	VOTES	PERCENT
SUPREME COURT JUSTICE, PLACE 3		
VOTE FOR ONE 1		
GLENN MURDOCK (REP)	156,042	96.25
WRITE-IN	6,084	3.75

SUPREME COURT JUSTICE, PLACE 4		
VOTE FOR ONE 1		
JIM MAIN (REP)	154,924	96.24
WRITE-IN	6,045	3.76

COURT OF CIVIL APPEALS JUDGE, PL 1		
VOTE FOR ONE 1		
CRAIG PITTMAN (REP)	154,533	96.29
WRITE-IN	5,957	3.71

COURT OF CIVIL APPEALS JUDGE, PL 2		
VOTE FOR ONE 1		
TERRI WILLINGHAM THOMAS (REP)	153,994	96.36
WRITE-IN	5,824	3.64

COURT OF CIVIL APPEALS, JUDGE, PL 3		
VOTE FOR ONE 1		
TERRY A. MOORE (REP)	153,343	96.41
WRITE-IN	5,704	3.59

CRT OF CRIMINAL APPEALS JUDGE 1		
VOTE FOR ONE 1		
SAM WELCH (REP)	152,523	96.38
WRITE-IN	5,721	3.62

CRT OF CRIMINAL APPEALS JUDGE, PLA 2		
VOTE FOR ONE 1		
LILES BURKE (REP)	151,941	96.41
WRITE-IN	5,660	3.59

CRT OF CRIMINAL APPEALS JUDGE, PLA 3		
VOTE FOR ONE 1		
J. MICHAEL JOINER (REP)	151,146	96.46
WRITE-IN	5,549	3.54

PUBLIC SERVICE COMMISSION, PRESIDENT		
VOTE FOR ONE 1		
LUCY BAXLEY (DEM)	167,209	56.59
TWINKLE ANDRESS CAVANAUGH (REP)	127,945	43.30
WRITE-IN	328	.11



RUN DATE:11/14/12 07:49 AM

	VOTES	PERCENT
STATE BOARD OF EDUCATION MEMBER DISTRICT 3		
VOTE FOR ONE 1		
STEPHANIE BELL (REP)	38,888	98.62
WRITE-IN	546	1.38
STATE BOARD OF EDUCATION MEMBER DISTRICT 7		
VOTE FOR ONE 1		
JEFF NEWMAN (REP)	63,313	98.81
WRITE-IN	760	1.19
CIRCUIT COURT JUDGE, PLACE 1		
VOTE FOR ONE 1		
JOSEPH L. BOOHAKER (DEM)	191,597	98.39
WRITE-IN	3,128	1.61
CIRCUIT COURT JUDGE, PLACE 5		
VOTE FOR ONE 1		
DAVID CARPENTER (DEM)	152,194	52.16
TERESA B. PETELOS (REP)	139,470	47.80
WRITE-IN	140	.05
CIRCUIT COURT JUDGE, PLACE 6		
VOTE FOR ONE 1		
DON BLANKENSHIP (DEM)	155,919	53.60
DAVID FAULKNER (REP)	134,856	46.36
WRITE-IN	134	.05
CIRCUIT COURT JUDGE, PLACE 7		
VOTE FOR ONE 1		
TRACIE A. TODD (DEM)	154,049	53.11
J. WILLIAM "BILL" COLE (REP)	135,843	46.83
WRITE-IN	168	.06
CIRCUIT COURT JUDGE, PLACE 8		
VOTE FOR ONE 1		
MICHAEL G. "MIKE" GRAFFEO (DEM)	190,728	98.49
WRITE-IN	2,929	1.51
CIRCUIT COURT JUDGE, PLACE 9		
VOTE FOR ONE 1		
JIM HUGHEY, III (DEM)	167,505	57.69
BOBBY LOTT (REP)	122,666	42.25
WRITE-IN	177	.06
CIRCUIT COURT JUDGE, PLACE 11		
VOTE FOR ONE 1		
HOUSTON L. BROWN (DEM)	188,531	98.55
WRITE-IN	2,765	1.45

	VOTES	PERCENT
CIRCUIT COURT JUDGE, PLACE 13		
VOTE FOR ONE 1		
CAROLE C. SMITHERMAN (DEM)	154,505	52.91
PAT THETFORD (REP)	137,239	47.00
WRITE-IN	256	.09
CIRCUIT COURT JUDGE, PLACE 15		
VOTE FOR ONE 1		
PATRICIA ANN STEPHENS (DEM)	154,155	53.35
SUZANNE CHILDERS (REP)	134,636	46.59
WRITE-IN	174	.06
CIRCUIT COURT JUDGE, PLACE 16		
VOTE FOR ONE 1		
TERESA TANNER PULLIAM (REP)	151,866	96.75
WRITE-IN	5,100	3.25
CIRCUIT COURT JUDGE, PLACE 18		
VOTE FOR ONE 1		
RAYMOND PEARSON CHAMBLISS (DEM)	152,439	52.81
BRIAN HUFF (REP)	136,050	47.13
WRITE-IN	169	.06
CIRCUIT COURT JUDGE, PLACE 27		
VOTE FOR ONE 1		
VIRGINIA A. VINSON (DEM)	164,225	56.76
JIM NEILL (REP)	124,976	43.19
WRITE-IN	137	.05
DISTRICT COURT JUDGE, 10TH JUDICIAL		
VOTE FOR ONE 1		
CARNELLA GREENE NORMAN (DEM)	150,706	52.32
W. DAVIS LAWLEY, JR. (REP)	137,140	47.61
WRITE-IN	179	.06
DISTRICT COURT JUDGE, 10TH JUDICIAL C		
VOTE FOR ONE 1		
KATRINA ROSS (DEM)	158,680	54.42
GLORIA BAHAKEL (REP)	132,739	45.52
WRITE-IN	156	.05
DISTRICT COURT JUDGE, 10TH JUDICIAL		
VOTE FOR ONE 1		
ALAN SUMMERS (DEM)	188,181	98.56
WRITE-IN	2,745	1.44
DISTRICT COURT JUDGE, 10TH PLACE 9		
VOTE FOR ONE 1		
DAVID LICHTENSTEIN (DEM)	188,487	98.55
WRITE-IN	2,768	1.45

RUN DATE:11/14/12 07:49 AM

DISTRICT COURT JUDGE, 10TH PLACE 12
 VOTE FOR ONE 1
 LORRAINE WILLIAMS-PRINGLE (DEM) . . . 150,794 52.39
 JILL GANUS (REP) 136,866 47.55
 WRITE-IN. 179 .06

CIRCUIT CLERK, JEFFERSON COUNTY
 VOTE FOR ONE 1
 ANNE-MARIE ADAMS (DEM) 160,271 55.24
 JERRY BAHAKEL (REP) 129,684 44.70
 WRITE-IN. 172 .06

DEPUTY CIRCUIT CLERK, BESSEMER DIVIS BESS. DIV.
 VOTE FOR ONE 1
 KAREN DUNN BURKS (DEM) 38,092 53.14
 BENNY R. WATSON (REP) 33,563 46.82
 WRITE-IN. 33 .05

JUDGE OF PROBATE PLACE 1
 VOTE FOR ONE 1
 ALAN KING (DEM) 189,986 98.64
 WRITE-IN. 2,623 1.36

JUDGE OF PROBATE PLACE 2
 VOTE FOR ONE 1
 SHERRI COLEMAN FRIDAY (DEM) 169,043 58.44
 GINGER MCCORD BARBEE (REP). 120,023 41.50
 WRITE-IN. 173 .06

TREASURER, JEFFERSON COUNTY
 VOTE FOR ONE 1
 MIKE MILES (DEM) 152,386 52.86
 JENNIFER PARSONS CHAMPION (REP) 135,686 47.07
 WRITE-IN. 191 .07

JEFFERSON COUNTY DEPUTY TREASURER, BESS. DIV.
 VOTE FOR ONE 1
 SHERRY MCCLAIN (DEM). 39,367 54.70
 BOBBY HUMPHRYES (REP) 32,550 45.23
 WRITE-IN. 47 .07

MEMBER, JEFFERSON COUNTY BOARD OF ED
 VOTE FOR ONE 1
 RONALD A. RHODES (REP) 66,798 97.71
 WRITE-IN. 1,563 2.29

MEMBER, JEFFERSON COUNTY BOARD OF ED
 VOTE FOR ONE 1
 OSCAR MANN (REP) 66,574 97.73
 WRITE-IN. 1,547 2.27

CONSTABLE DISTRICT 15
 VOTE FOR ONE 1
 ALAN BAGGETT (REP) 17,768 99.02
 WRITE-IN. 175 .98

CONSTABLE DISTRICT 44
 VOTE FOR ONE 1
 STEPHEN A. MOSELEY (REP) 13,869 97.28
 WRITE-IN. 388 2.72

CONSTABLE DISTRICT 45
 VOTE FOR ONE 1
 JAMES "JIM" ATKINSON (REP). 9,111 96.01
 WRITE-IN. 379 3.99

CONSTABLE DISTRICT 46
 VOTE FOR ONE 1
 LARRY ALLRED (REP) 16,320 98.77
 WRITE-IN. 203 1.23

CONSTABLE DISTRICT 47
 VOTE FOR ONE 1
 GILBERT F. DOUGLAS III (REP) 13,173 98.06
 WRITE-IN. 261 1.94

CONSTABLE DISTRICT 48
 VOTE FOR ONE 1
 CHRIS BROWN (REP). 12,656 98.93
 WRITE-IN. 137 1.07

CONSTABLE DISTRICT 51
 VOTE FOR ONE 1
 RONNIE DIXON (REP) 17,972 98.82
 WRITE-IN. 214 1.18

CONSTABLE DISTRICT 52
 VOTE FOR ONE 1
 VALENCIA LAVENDER MOORE (DEM). 14,511 99.32
 WRITE-IN. 100 .68

CONSTABLE DISTRICT 53
 VOTE FOR ONE 1
 ROOSEVELT JOHNSON (DEM). 11,270 99.33
 WRITE-IN. 76 .67

CONSTABLE DISTRICT 54
 VOTE FOR ONE 1
 RODERICK DIXIE (DEM). 10,644 99.23
 WRITE-IN. 83 .77

RUN DATE:11/14/12 07:49 AM

	VOTES	PERCENT
CONSTABLE DISTRICT 55		
VOTE FOR ONE 1		
CHARLES R. WINSTON, JR. (DEM)	12,552	99.24
WRITE-IN	96	.76
CONSTABLE DISTRICT 56		
VOTE FOR ONE 1		
ROBERT L. MARSHALL (DEM)	14,445	99.03
WRITE-IN	141	.97
CONSTABLE DISTRICT 57		
VOTE FOR ONE 1		
WALTER "BIG WALT" WILSON (DEM)	14,624	99.11
WRITE-IN	131	.89
CONSTABLE DISTRICT 58		
VOTE FOR ONE 1		
TARA G. NIX (DEM)	13,876	99.47
WRITE-IN	74	.53
CONSTABLE DISTRICT 59		
VOTE FOR ONE 1		
EDDIE J. SANDERS, JR. (DEM)	10,824	99.29
WRITE-IN	77	.71
CONSTABLE DISTRICT 60		
VOTE FOR ONE 1		
KATRINA K. PRICE (DEM)	14,283	99.26
WRITE-IN	106	.74
Statewide Amendment No 1		
VOTE FOR ONE 1		
YES-Statewide Amendment No. 1	203,770	77.23
NO-Statewide Amendment No. 1	60,071	22.77
Statewide Amendment No. 2		
VOTE FOR ONE 1		
YES-Statewide Amendment No. 2	180,353	71.92
NO-Statewide Amendment No. 2	70,430	28.08
Statewide Amendment No. 3		
VOTE FOR ONE 1		
YES-Statewide Amendment No. 3	136,827	67.39
NO-Statewide Amendment No. 3	66,199	32.61
Statewide Amendment No. 4		
VOTE FOR ONE 1		
YES-Statewide Amendment No. 4	97,380	37.69
NO-Statewide Amendment No. 4	160,982	62.31

	VOTES	PERCENT
Statewide Amendment No. 5		
VOTE FOR ONE 1		
YES-Statewide Amendment No. 5	137,040	66.80
NO-Statewide Amendment No. 5	68,123	33.20
Statewide Amendment No. 6		
VOTE FOR ONE 1		
YES-Statewide Amendment No. 6	128,559	50.99
NO-Statewide Amendment No. 6	123,555	49.01
Statewide Amendment No. 7		
VOTE FOR ONE 1		
YES-Statewide Amendment No. 7	150,279	61.83
NO-Statewide Amendment No. 7	92,761	38.17
Statewide Amendment No. 8		
VOTE FOR ONE 1		
YES-Statewide Amendment No. 8	155,356	63.31
NO-Statewide Amendment No. 8	90,026	36.69
Statewide Amendment No. 9		
VOTE FOR ONE 1		
YES-Statewide Amendment No. 9	140,536	59.78
NO-Statewide Amendment No. 9	94,550	40.22
Statewide Amendment No. 10		
VOTE FOR ONE 1		
YES-Statewide Amendment No. 10	128,379	57.33
NO-Statewide Amendment No. 10	95,558	42.67
Statewide Amendment No. 11		
VOTE FOR ONE 1		
YES-Statewide Amendment No. 11	131,941	66.35
NO-Statewide Amendment No. 11	66,901	33.65

NOVEMBER 2, 2010

	VOTES	PERCENT
PRECINCTS COUNTED (OF 367)	367	100.00
REGISTERED VOTERS - TOTAL	380,260	
BALLOTS CAST - TOTAL	213,704	
VOTER TURNOUT - TOTAL	56.20	
STRAIGHT PARTY VOTING		
VOTE FOR ONE 1		
Democrat (DEM)	77,461	59.06
Republican (REP)	53,685	40.94
Over Votes	0	
Under Votes	82,523	
GOVERNOR		
VOTE FOR ONE 1		
RON SPARKS (DEM)	106,959	50.35
ROBERT BENTLEY (REP)	103,802	48.86
WRITE-IN	1,684	.79
Over Votes	2	
Under Votes	1,292	
LIEUTENANT GOVERNOR		
VOTE FOR ONE 1		
JIM FOLSOM, JR. (DEM)	122,705	57.95
KAY IVEY (REP)	88,752	41.92
WRITE-IN	270	.13
Over Votes	1	
Under Votes	2,010	
UNITED STATES SENATOR		
VOTE FOR ONE 1		
WILLIAM G. BARNES (DEM)	98,773	46.56
RICHARD C. SHELBY (REP)	113,144	53.33
WRITE-IN	233	.11
Over Votes	0	
Under Votes	1,598	
UNITED STATES REPRESENTATIVE CONGRESSIONAL DISTRICT 6		
VOTE FOR ONE 1		
SPENCER BACHUS (REP)	100,033	97.71
WRITE-IN	2,344	2.29
Over Votes	0	
Under Votes	21,610	
UNITED STATES REPRESENTATIVE CONGRESSIONAL DISTRICT 7		
VOTE FOR ONE 1		
TERRI A. SEWELL (DEM)	75,050	84.45
DON CHAMBERLAIN (REP)	13,780	15.51
WRITE-IN	44	.05
Over Votes	0	
Under Votes	860	

	VOTES	PERCENT
ATTORNEY GENERAL		
VOTE FOR ONE 1		
JAMES H. ANDERSON (DEM)	108,097	51.03
LUTHER STRANGE (REP)	103,595	48.91
WRITE-IN	130	.06
Over Votes	1	
Under Votes	1,915	
STATE SENATOR DISTRICT 5		
VOTE FOR ONE 1		
BRETT WADSWORTH (DEM)	2,814	24.79
GREG REED (REP)	8,534	75.17
WRITE-IN	5	.04
Over Votes	0	
Under Votes	181	
STATE SENATOR DISTRICT 14		
VOTE FOR ONE 1		
CAM WARD (REP)	7,944	98.59
WRITE-IN	114	1.41
Over Votes	0	
Under Votes	2,064	
STATE SENATOR DISTRICT 15		
VOTE FOR ONE 1		
SLADE BLACKWELL (REP)	27,213	98.53
WRITE-IN	407	1.47
Over Votes	0	
Under Votes	6,628	
STATE SENATOR DISTRICT 16		
VOTE FOR ONE 1		
J. T. "JABO" WAGGONER (REP)	29,092	98.23
WRITE-IN	524	1.77
Over Votes	0	
Under Votes	6,311	
STATE SENATOR DISTRICT 17		
VOTE FOR ONE 1		
T. E. 'TOMMY' HUDSON (DEM)	4,636	20.74
SCOTT BEASON (REP)	17,700	79.17
WRITE-IN	21	.09
Over Votes	0	
Under Votes	339	
STATE SENATOR DISTRICT 18		
VOTE FOR ONE 1		
RODGER M. SMITHERMAN (DEM)	25,154	98.32
WRITE-IN	431	1.68
Over Votes	0	
Under Votes	5,873	



		VOTES	PERCENT
STATE SENATOR DISTRICT 19			
VOTE FOR ONE 1			
PRISCILLA DUNN (DEM)		29,227	98.90
WRITE-IN		324	1.10
Over Votes		0	
Under Votes		5,182	
STATE SENATOR DISTRICT 20			
VOTE FOR ONE 1			
LINDA COLEMAN (DEM)		28,282	99.08
WRITE-IN		263	.92
Over Votes		0	
Under Votes		4,440	
STATE REPRESENTATIVE, DISTRICT 15			
VOTE FOR ONE 1			
ALLEN FARLEY (REP)		14,117	99.05
WRITE-IN		135	.95
Over Votes		0	
Under Votes		3,184	
STATE REPRESENTATIVE, DISTRICT 34			
VOTE FOR ONE 1			
ELWYN THOMAS (REP)		1,096	99.46
WRITE-IN		6	.54
Over Votes		0	
Under Votes		128	
STATE REPRESENTATIVE, DISTRICT 43			
VOTE FOR ONE 1			
VIRGINIA SWEET (DEM)		110	40.00
MARY SUE MCCLURKIN (REP)		164	59.64
WRITE-IN		1	.36
Over Votes		0	
Under Votes		14	
STATE REPRESENTATIVE, DISTRICT 44			
VOTE FOR ONE 1			
ARTHUR PAYNE (REP)		11,654	97.76
WRITE-IN		267	2.24
Over Votes		0	
Under Votes		3,680	
STATE REPRESENTATIVE, DISTRICT 45			
VOTE FOR ONE 1			
CHARLENE CANNON (DEM)		5,000	40.08
OWEN DRAKE (REP)		7,466	59.85
WRITE-IN		9	.07
Over Votes		0	
Under Votes		265	

		VOTES	PERCENT
STATE REPRESENTATIVE, DISTRICT 46			
VOTE FOR ONE 1			
PAUL DEMARCO (REP)		15,446	98.94
WRITE-IN		165	1.06
Over Votes		0	
Under Votes		3,081	
STATE REPRESENTATIVE, DISTRICT 47			
VOTE FOR ONE 1			
JACK WILLIAMS (REP)		8,735	61.03
CHARLES A "CHIP" MCCALLUM, III (IND)		5,527	38.62
WRITE-IN		51	.36
Over Votes		1	
Under Votes		1,352	
STATE REPRESENTATIVE, DISTRICT 48			
VOTE FOR ONE 1			
GREG CANFIELD (REP)		11,580	98.86
WRITE-IN		134	1.14
Over Votes		0	
Under Votes		2,351	
STATE REPRESENTATIVE, DISTRICT 51			
VOTE FOR ONE 1			
ALLEN TREADAWAY (REP)		14,061	98.95
WRITE-IN		149	1.05
Over Votes		0	
Under Votes		2,512	
STATE REPRESENTATIVE, DISTRICT 52			
VOTE FOR ONE 1			
JOHN W. ROGERS JR. (DEM)		9,599	97.54
WRITE-IN		242	2.46
Over Votes		0	
Under Votes		3,003	
STATE REPRESENTATIVE, DISTRICT 53			
VOTE FOR ONE 1			
DEMETRIUS C. NEWTON (DEM)		7,729	98.89
WRITE-IN		87	1.11
Over Votes		0	
Under Votes		1,465	
STATE REPRESENTATIVE, DISTRICT 54			
VOTE FOR ONE 1			
PATRICIA TODD (DEM)		7,599	98.74
WRITE-IN		97	1.26
Over Votes		0	
Under Votes		1,964	

VOTES PERCENT

VOTES PERCENT

STATE REPRESENTATIVE, DISTRICT 55		
VOTE FOR ONE 1		
ROD SCOTT (DEM)	8,670	99.09
WRITE-IN.	80	.91
Over Votes	0	
Under Votes	1,849	
STATE REPRESENTATIVE, DISTRICT 56		
VOTE FOR ONE 1		
LAWRENCE MCADORY (DEM)	9,881	98.41
WRITE-IN.	160	1.59
Over Votes	0	
Under Votes	2,711	
STATE REPRESENTATIVE, DISTRICT 57		
VOTE FOR ONE 1		
MERIKA COLEMAN (DEM)	10,676	98.71
WRITE-IN.	140	1.29
Over Votes	0	
Under Votes	2,146	
STATE REPRESENTATIVE, DISTRICT 58		
VOTE FOR ONE 1		
OLIVER ROBINSON (DEM)	9,704	99.24
WRITE-IN.	74	.76
Over Votes	0	
Under Votes	1,677	
STATE REPRESENTATIVE, DISTRICT 59		
VOTE FOR ONE 1		
MARY MOORE (DEM)	7,521	98.67
WRITE-IN.	101	1.33
Over Votes	0	
Under Votes	1,448	
STATE REPRESENTATIVE, DISTRICT 60		
VOTE FOR ONE 1		
JUANDALYNN 'LEE LEE' GIVAN (DEM)	10,383	98.79
WRITE-IN.	127	1.21
Over Votes	0	
Under Votes	2,121	
SUPREME COURT JUSTICE, PLACE 1		
VOTE FOR ONE 1		
RHONDA CHAMBERS (DEM)	100,476	47.95
KELLI WISE (REP)	108,971	52.01
WRITE-IN.	85	.04
Over Votes	0	
Under Votes	4,207	

SUPREME COURT JUSTICE, PLACE 2		
VOTE FOR ONE 1		
TOM EDWARDS (DEM)	97,935	46.68
MICHAEL F. "MIKE" BOLIN (REP)	111,777	53.28
WRITE-IN.	84	.04
Over Votes	1	
Under Votes	3,939	
SUPREME COURT JUSTICE, PLACE 3		
VOTE FOR ONE 1		
MAC PARSONS (DEM)	115,959	55.43
TOM PARKER (REP)	93,071	44.49
WRITE-IN.	155	.07
Over Votes	1	
Under Votes	4,551	
COURT OF CIVIL APPEALS JUDGE		
VOTE FOR ONE 1		
DEBORAH BELL PASEUR (DEM)	104,068	50.11
TOMMY BRYAN (REP)	103,532	49.85
WRITE-IN.	72	.03
Over Votes	1	
Under Votes	6,063	
CRT OF CRIMINAL APPEALS JUDGE		
VOTE FOR ONE 1		
JIM MAIN (REP)	117,167	97.49
WRITE-IN.	3,012	2.51
Over Votes	0	
Under Votes	93,475	
SECRETARY OF STATE		
VOTE FOR ONE 1		
SCOTT GILLILAND (DEM)	104,965	50.16
BETH CHAPMAN (REP)	104,199	49.80
WRITE-IN.	79	.04
Over Votes	0	
Under Votes	4,494	
STATE TREASURER		
VOTE FOR ONE 1		
CHARLEY GRIMSLEY (DEM)	104,564	49.88
YOUNG BOOZER (REP)	104,907	50.05
WRITE-IN.	145	.07
Over Votes	0	
Under Votes	4,121	

VOTES PERCENT

STATE AUDITOR
VOTE FOR ONE 1
MIRANDA KARRINE JOSEPH (DEM) 98,492 47.74
SAMANTHA "SAM" SHAW (REP) 107,707 52.21
WRITE-IN. 105 .05
Over Votes 0
Under Votes 7,432

COMM OF AGRICULTURE AND INDUSTRIES
VOTE FOR ONE 1
GLEN ZORN (DEM) 108,409 52.06
JOHN MCMILLAN (REP) 99,724 47.89
WRITE-IN. 87 .04
Over Votes 1
Under Votes 5,512

PUBLIC SERVICE COMMISSION, PLACE 1
VOTE FOR ONE 1
JAN COOK (DEM). 105,336 50.50
TWINKLE ANDRESS CAVANAUGH (REP) 103,042 49.40
WRITE-IN. 206 .10
Over Votes 0
Under Votes 5,150

PUBLIC SERVICE COMMISSION, PLACE 2
VOTE FOR ONE 1
SUSAN PARKER (DEM) 112,033 53.98
TERRY DUNN (REP) 95,433 45.98
WRITE-IN. 69 .03
Over Votes 0
Under Votes 6,199

STATE BOARD OF EDUCATION MEMBER DISTRICT 4
VOTE FOR ONE 1
YVETTE M. RICHARDSON (DEM). 90,362 65.35
TOM DOOLEY (REP) 47,858 34.61
WRITE-IN. 55 .04
Over Votes 1
Under Votes 3,596

STATE BOARD OF EDUCATION MEMBER DISTRICT 6
VOTE FOR ONE 1
KIMBERLY HARBISON DRAKE (DEM). 11,317 16.65
CHARLES ELLIOTT (REP) 56,620 83.29
WRITE-IN. 41 .06
Over Votes 0
Under Votes 3,883

VOTES PERCENT

CIRCUIT COURT JUDGE, PLACE 2
VOTE FOR ONE 1
LAURA PETRO (DEM). 126,939 97.71
WRITE-IN. 2,973 2.29
Over Votes 1
Under Votes 83,730

CIRCUIT COURT JUDGE, PLACE 3
VOTE FOR ONE 1
DAVID CARPENTER (DEM) 100,473 48.43
ALFRED BAHAKEL (REP). 106,908 51.53
WRITE-IN. 96 .05
Over Votes 0
Under Votes 6,258

CIRCUIT COURT JUDGE, PLACE 4
VOTE FOR ONE 1
HELEN SHORES LEE (DEM) 112,236 54.21
CHUCK HUNTER (REP) 94,722 45.75
WRITE-IN. 89 .04
Over Votes 0
Under Votes 6,686

CIRCUIT COURT JUDGE, PLACE 12
VOTE FOR ONE 1
ANNETTA H. VERIN (DEM) 104,489 50.82
VIRGINIA P. MEIGS (REP). 100,981 49.12
WRITE-IN. 116 .06
Over Votes 0
Under Votes 8,145

CIRCUIT COURT JUDGE, PLACE 14
VOTE FOR ONE 1
CLYDE JONES (DEM). 125,555 97.70
WRITE-IN. 2,954 2.30
Over Votes 0
Under Votes 85,134

CIRCUIT COURT JUDGE, PLACE 17
VOTE FOR ONE 1
ELISABETH "LIZ" FRENCH (DEM) 123,712 96.64
WRITE-IN. 4,298 3.36
Over Votes 1
Under Votes 85,632

CIRCUIT COURT JUDGE, PLACE 19
VOTE FOR ONE 1
DAVID J. HOBDY (DEM). 123,808 97.80
WRITE-IN. 2,791 2.20
Over Votes 0
Under Votes 87,043

NOVEMBER 2, 2010

VOTES PERCENT

VOTES PERCENT

CIRCUIT COURT JUDGE, PLACE 20

VOTE FOR ONE 1
 AGNES CHAPPELL (DEM) 102,423 49.91
 JULIE A. PALMER (REP) 102,668 50.03
 WRITE-IN. 110 .05
 Over Votes 2
 Under Votes 8,531

DISTRICT ATTORNEY

VOTE FOR ONE 1
 THEODORE 'THEO' A. LAWSON II (DEM) 99,141 47.78
 BRANDON FALLS (REP) 108,273 52.18
 WRITE-IN. 90 .04
 Over Votes 0
 Under Votes 6,229

CIRCUIT COURT JUDGE, PLACE 21

VOTE FOR ONE 1
 BOB VANCE, JR. (DEM) 126,266 97.94
 WRITE-IN. 2,657 2.06
 Over Votes 0
 Under Votes 84,722

DISTRICT ATTORNEY, 10TH JUDICIAL CIR BESS. DIV.

VOTE FOR ONE 1
 ARTHUR GREEN (DEM) 31,698 97.80
 WRITE-IN. 713 2.20
 Over Votes 0
 Under Votes 20,405

CIRCUIT COURT JUDGE, PLACE 22

VOTE FOR ONE 1
 CARYL P. PRIVETT (DEM) 125,161 97.86
 WRITE-IN. 2,736 2.14
 Over Votes 0
 Under Votes 85,748

DISTRICT COURT JUDGE, 10TH JUDICIAL

VOTE FOR ONE 1
 SHELDON 'SHELLY' WATKINS (DEM) 68,491 96.43
 WRITE-IN. 2,532 3.57
 Over Votes 0
 Under Votes 142,598

CIRCUIT COURT JUDGE, PLACE 23

VOTE FOR ONE 1
 CARNELLA GREENE-NORMAN (DEM) 98,498 48.22
 DOROTHEA BATISTE (REP) 105,486 51.64
 WRITE-IN. 288 .14
 Over Votes 1
 Under Votes 9,460

DISTRICT COURT JUDGE, 10TH JUDICIAL

VOTE FOR ONE 1
 JACK LOWTHER (DEM) 67,394 96.43
 WRITE-IN. 2,492 3.57
 Over Votes 0
 Under Votes 143,732

CIRCUIT COURT JUDGE, PLACE 24

VOTE FOR ONE 1
 STEPHEN WALLACE (DEM) 106,100 50.84
 GLORIA BAHAKEL (REP) 102,485 49.11
 WRITE-IN. 111 .05
 Over Votes 0
 Under Votes 5,039

DISTRICT COURT JUDGE, 10TH JUDICIAL

VOTE FOR ONE 1
 ROBERT ('BOBBY') P. BYNON, JR. (DEM) 67,545 96.49
 WRITE-IN. 2,454 3.51
 Over Votes 0
 Under Votes 143,621

CIRCUIT COURT JUDGE, PLACE 25

VOTE FOR ONE 1
 EUGENE R. VERIN (DEM) 124,846 97.88
 WRITE-IN. 2,709 2.12
 Over Votes 0
 Under Votes 86,093

DISTRICT COURT JUDGE, 10TH JUDICIAL

VOTE FOR ONE 1
 LYNNEICE WASHINGTON (DEM) 96,636 47.32
 EDWARD B. (EDDIE) VINES (REP) 107,455 52.62
 WRITE-IN. 109 .05
 Over Votes 0
 Under Votes 9,530

CIRCUIT COURT JUDGE, PLACE 26

VOTE FOR ONE 1
 C. TOMMY NAIL (DEM) 124,986 98.05
 WRITE-IN. 2,488 1.95
 Over Votes 0
 Under Votes 86,174

DISTRICT COURT JUDGE, 10TH JUDICIAL

VOTE FOR ONE 1
 ERIC M. FANCHER (DEM) 123,255 98.04
 WRITE-IN. 2,470 1.96
 Over Votes 0
 Under Votes 87,919

VOTES PERCENT

VOTES PERCENT

CIRCUIT CLERK, BESSEMER DIVISION BESS. DIV.

VOTE FOR ONE 1
 BENNY R. WATSON (DEM) 27,330 53.31
 JAMES O. (JIM) RICE (REP) 23,914 46.65
 WRITE-IN. 23 .04
 Over Votes 0
 Under Votes 1,555

JEFFERSON COUNTY SHERIFF

VOTE FOR ONE 1
 W. E. HILL (DEM) 91,567 43.45
 MIKE HALE (REP) 119,016 56.48
 WRITE-IN. 142 .07
 Over Votes 0
 Under Votes 3,012

MEMBER, JEFFERSON COUNTY COMMISSION DISTRICT 1

VOTE FOR ONE 1
 GEORGE (GENERAL) BOWMAN (DEM). 31,861 88.81
 GREG STANLEY (REP) 3,989 11.12
 WRITE-IN. 26 .07
 Over Votes 0
 Under Votes 567

MEMBER, JEFFERSON COUNTY COMMISSION DISTRICT 2

VOTE FOR ONE 1
 SANDRA LITTLE BROWN (DEM) 30,872 99.29
 WRITE-IN. 221 .71
 Over Votes 0
 Under Votes 4,557

MEMBER, JEFFERSON COUNTY COMMISSION DISTRICT 3

VOTE FOR ONE 1
 VIVIAN J. FORD (DEM). 14,288 32.06
 JAMES A. (JIMMIE) STEPHENS (REP). 30,234 67.85
 WRITE-IN. 40 .09
 Over Votes 0
 Under Votes 1,358

MEMBER, JEFFERSON COUNTY COMMISSION DISTRICT 4

VOTE FOR ONE 1
 ROY WOOD (DEM). 13,410 30.46
 JOE KNIGHT (REP) 30,576 69.45
 WRITE-IN. 37 .08
 Over Votes 1
 Under Votes 1,196

MEMBER, JEFFERSON COUNTY COMMISSION DISTRICT 5

VOTE FOR ONE 1
 DAVID CARRINGTON (REP) 38,126 98.75
 WRITE-IN. 482 1.25
 Over Votes 1
 Under Votes 11,879

MEMBER, JEFFERSON COUNTY BOARD OF ED

VOTE FOR ONE 1
 JENNIFER H. PARSONS (REP) 50,872 98.03
 WRITE-IN. 1,020 1.97
 Over Votes 1
 Under Votes 22,546

MEMBER, JEFFERSON COUNTY BOARD OF ED CITY

VOTE FOR ONE 1
 JACQUELINE A. SMITH (DEM) 78,106 58.95
 PAM FELKINS COLBERT (REP) 54,291 40.97
 WRITE-IN. 106 .08
 Over Votes 0
 Under Votes 6,771

STATEWIDE AMENDMENT 1

VOTE FOR ONE 1
 YES 77,066 47.61
 NO. 84,811 52.39
 Over Votes 0
 Under Votes 51,816

STATEWIDE AMENDMENT 2

VOTE FOR ONE 1
 YES 88,222 51.32
 NO. 83,679 48.68
 Over Votes 3
 Under Votes 41,805

STATEWIDE AMENDMENT 3

VOTE FOR ONE 1
 YES 94,546 51.20
 NO. 90,104 48.80
 Over Votes 2
 Under Votes 29,061

STATEWIDE AMENDMENT 4

VOTE FOR ONE 1
 YES 78,257 53.56
 NO. 67,850 46.44
 Over Votes 2
 Under Votes 67,563

JEFFERSON COUNTY AMENDMENT

VOTE FOR ONE 1
 YES 141,994 78.10
 NO. 39,821 21.90
 Over Votes 4
 Under Votes 31,885



SUMMARY REPORT

GENERAL ELECTION 2008
 TUESDAY, NOVEMBER 04, 2008
 Official Results

Official Results

Run Date:11/13/08 07:40 AM

	VOTES	PERCENT
PRECINCTS COUNTED (OF 377)	377	100.00
REGISTERED VOTERS - TOTAL	414,002	
BALLOTS CAST - TOTAL	318,968	
VOTER TURNOUT - TOTAL		77.05

STRAIGHT PARTY

	VOTES	PERCENT
VOTE FOR ONE 1		
Democrat (DEM)	116,552	63.55
Republican (REP)	66,848	36.45

PRESIDENT OF THE UNITED STATES

	VOTES	PERCENT
VOTE FOR ONE 1		
BARACK OBAMA (DEM)	166,121	52.15
JOHN MCCAIN (REP)	149,921	47.07
CHUCK BALDWIN (IND)	424	.13
BOB BARR (IND)	793	.25
RALPH NADER (IND)	713	.22
WRITE-IN (IND)	552	.17

UNITED STATES SENATOR

	VOTES	PERCENT
VOTE FOR ONE 1		
VIVIAN DAVIS FIGURES (DEM)	154,495	49.23
JEFF SESSIONS (REP)	159,091	50.70
WRITE-IN (IND)	215	.07

UNITED STATES REPRESENTATIVE CONGRESSIONAL DISTRICT 6

	VOTES	PERCENT
VOTE FOR ONE 1		
SPENCER BACHUS (REP)	139,915	97.42
WRITE-IN (IND)	3,703	2.58

UNITED STATES REPRESENTATIVE CONGRESSIONAL DISTRICT 7

	VOTES	PERCENT
VOTE FOR ONE 1		
ARTUR DAVIS (DEM)	124,759	99.09

CRT OF CRIMINAL APPEALS JUDGE, PLA 1

	VOTES	PERCENT
VOTE FOR ONE 1		
CLYDE JONES (DEM)	170,437	55.93
BETH KELLUM (REP)	134,122	44.01
WRITE-IN (IND)	192	.06

CRT OF CRIMINAL APPEALS JUDGE, PLA 2

	VOTES	PERCENT
VOTE FOR ONE 1		
AIMEE COBB SMITH (DEM)	170,852	56.01
MARY WINDOM (REP)	134,036	43.94
WRITE-IN (IND)	171	.06

PUBLIC SERVICE COMMISSION, PRESIDENT

	VOTES	PERCENT
VOTE FOR ONE 1		
LUCY BAXLEY (DEM)	175,073	56.70
TWINKLE ANDRESS CAVANAUGH (REP)	133,396	43.20
WRITE-IN (IND)	326	.11

CIRCUIT COURT JUDGE, PLACE 10

	VOTES	PERCENT
VOTE FOR ONE 1		
TOM KING, JR. (DEM)	209,510	98.04
WRITE-IN (IND)	4,192	1.96

DISTRICT COURT JUDGE, 10TH JUDICIAL

	VOTES	PERCENT
VOTE FOR ONE 1		
JOHN AMARI (DEM)	167,335	54.85
NORMAN WINSTON (REP)	137,508	45.08
WRITE-IN (IND)	220	.07

DISTRICT COURT JUDGE, 10TH JUDICIAL

	VOTES	PERCENT
VOTE FOR ONE 1		
SHANTA OWENS (DEM)	161,866	53.29

WRITE-IN (IND). 1,144 .91

SUPREME COURT JUSTICE, PLACE NO. 1

VOTE FOR ONE 1

DEBORAH BELL PASEUR (DEM) 177,559 57.03
 GREG SHAW (REP) 133,522 42.89
 WRITE-IN (IND). 247 .08

COURT OF CIVIL APPEALS JUDGE, PL 1

VOTE FOR ONE 1

KIMBERLY HARBISON DRAKE (DEM). 162,279 53.08
 BILL THOMPSON (REP) 143,254 46.86
 WRITE-IN (IND). 182 .06

DAVIS LAWLEY, JR. (REP). 141,659 46.64
 WRITE-IN (IND). 199 .07

MEMBER, JEFFERSON COUNTY COMMISSION DISTRICT NO. 1

VOTE FOR ONE 1

WILLIAM BELL (DEM) 50,699 98.72
 WRITE-IN (IND). 657 1.28

JEFFERSON COUNTY TREASURER

VOTE FOR ONE 1

JENNIFER PARSONS CHAMPION (DEM) 168,663 55.22
 KENNETH GOMANY (REP). 136,558 44.71
 WRITE-IN (IND). 219 .07

SUMMARY REPORT

GENERAL ELECTION 2008
 TUESDAY, NOVEMBER 04, 2008
 Official Results

Official Results

Run Date:11/13/08 07:40 AM

	VOTES	PERCENT
DEPUTY TREASURER, BESSEMER CUT-OFF BESS. DIV.		
VOTE FOR ONE 1		
DORIS H. BRITTON (DEM)	49,376	98.23
WRITE-IN (IND).	890	1.77

	VOTES	PERCENT
CONSTABLE DISTRICT NO. 45		
VOTE FOR ONE 1		
BRETT TRIMBLE (DEM)	8,103	47.74
JAMES K. ATKINSON (REP).	8,851	52.14
WRITE-IN (IND).	20	.12

	VOTES	PERCENT
JEFFERSON COUNTY TAX ASSESSOR		
VOTE FOR ONE 1		
GAYNELL HENDRICKS (DEM).	163,083	53.40
JEFF CADDELL (REP)	141,937	46.48
WRITE-IN (IND).	378	.12

	VOTES	PERCENT
CONSTABLE DISTRICT NO. 46		
VOTE FOR ONE 1		
LARRY ALLRED (REP)	19,023	98.38
WRITE-IN (IND).	313	1.62

	VOTES	PERCENT
JEFFERSON COUNTY ASST. TAX ASSESSOR BESS. DIV.		
VOTE FOR ONE 1		
ANDREW BENNETT (DEM).	38,485	52.62
ANDREW A. SMITH (REP)	34,544	47.23
WRITE-IN (IND).	109	.15

	VOTES	PERCENT
CONSTABLE DISTRICT NO. 47		
VOTE FOR ONE 1		
GILBERT DOUGLAS (REP)	15,738	98.07
WRITE-IN (IND).	309	1.93

	VOTES	PERCENT
JEFFERSON COUNTY ASSISTANT TAX ASSES BESS. DIV.		
VOTE FOR ONE 1		
RON YARBROUGH (DEM)	48,661	94.02
WRITE-IN (IND).	3,095	5.98

	VOTES	PERCENT
CONSTABLE DISTRICT NO. 48		
VOTE FOR ONE 1		
JEFF CADDELL (REP)	14,925	98.84
WRITE-IN (IND).	175	1.16

	VOTES	PERCENT
JEFFERSON COUNTY TAX COLLECTOR		
VOTE FOR ONE 1		
J. T. SMALLWOOD (DEM)	182,293	59.80
VICKI EVANS FULLER (REP)	122,227	40.10
WRITE-IN (IND).	298	.10

	VOTES	PERCENT
CONSTABLE DISTRICT NO. 51		
VOTE FOR ONE 1		
DWIGHT GRAVES (REP)	18,820	98.94
WRITE-IN (IND).	202	1.06

	VOTES	PERCENT
JEFFERSON COUNTY ASSISTANT TAX COLLE BESS. DIV.		
VOTE FOR ONE 1		
GROVER DUNN (DEM).	49,627	97.88
WRITE-IN (IND).	1,075	2.12

	VOTES	PERCENT
CONSTABLE DISTRICT NO. 52		
VOTE FOR ONE 1		
VALENCIA LAVENDER MOORE (DEM).	15,869	98.91
WRITE-IN (IND).	175	1.09

MEMBER, JEFFERSON COUNTY BOARD OF ED
 VOTE FOR ONE 1
 TOMMY LITTLE (REP) 73,937 97.73
 WRITE-IN (IND). 1,714 2.27

CONSTABLE DISTRICT NO. 15
 VOTE FOR ONE 1
 ALAN BAGGETT (REP) 18,316 98.77
 WRITE-IN (IND). 228 1.23

CONSTABLE DISTRICT NO. 44
 VOTE FOR ONE 1
 JONATHAN O. BARBEE (DEM) 7,388 35.02
 STEPHEN MOSELEY (REP) 13,680 64.84
 WRITE-IN (IND). 30 .14

CONSTABLE DISTRICT NO. 53
 VOTE FOR ONE 1
 CALVIN C. HAYNES (DEM) 13,582 99.05
 WRITE-IN (IND). 130 .95

CONSTABLE DISTRICT NO. 54
 VOTE FOR ONE 1
 CHARLIE L. WILLIAMS, JR. (DEM) 12,281 99.01
 WRITE-IN (IND). 123 .99

CONSTABLE DISTRICT NO. 55
 VOTE FOR ONE 1
 CHARLES R. WINSTON JR. (DEM) 14,077 99.29
 WRITE-IN (IND). 100 .71

SUMMARY REPORT

GENERAL ELECTION 2008
 TUESDAY, NOVEMBER 04, 2008
 Official Results

Official Results

Run Date:11/13/08 07:40 AM

	VOTES	PERCENT		VOTES	PERCENT
CONSTABLE DISTRICT NO. 56			ref 6		
VOTE FOR ONE 1			VOTE FOR ONE 1		
ROBERT L. MARSHALL (DEM)	15,391	98.98	Yes (IND)	112,334	64.11
WRITE-IN (IND)	159	1.02	No (IND)	62,896	35.89
CONSTABLE DISTRICT NO. 57			ref 7		
VOTE FOR ONE 1			VOTE FOR ONE 1		
GEORGIA GRAY HAMPTON (DEM)	15,598	98.45	Yes (IND)	162,649	63.03
WRITE-IN (IND)	245	1.55	No (IND)	95,421	36.97
CONSTABLE DISTRICT NO. 58					
VOTE FOR ONE 1					
TARA G. DORSEY-NIX (DEM)	14,729	99.02			
WRITE-IN (IND)	146	.98			
CONSTABLE DISTRICT NO. 59					
VOTE FOR ONE 1					
EDDIE J. SANDERS, JR. (DEM)	12,321	99.01			
WRITE-IN (IND)	123	.99			
CONSTABLE DISTRICT NO. 60					
VOTE FOR ONE 1					
WEDZELL J. ESCOTT-HOLMES (DEM)	15,500	99.04			
WRITE-IN (IND)	150	.96			
ref 1					
VOTE FOR ONE 1					
Yes (IND)	145,833	55.32			
No (IND)	117,794	44.68			

REF 2

VOTE FOR ONE 1
 Yes (IND) 120,056 64.60
 No (IND). 65,788 35.40

ref 3
 VOTE FOR ONE 1
 Yes (IND) 103,209 55.03
 No (IND). 84,356 44.97

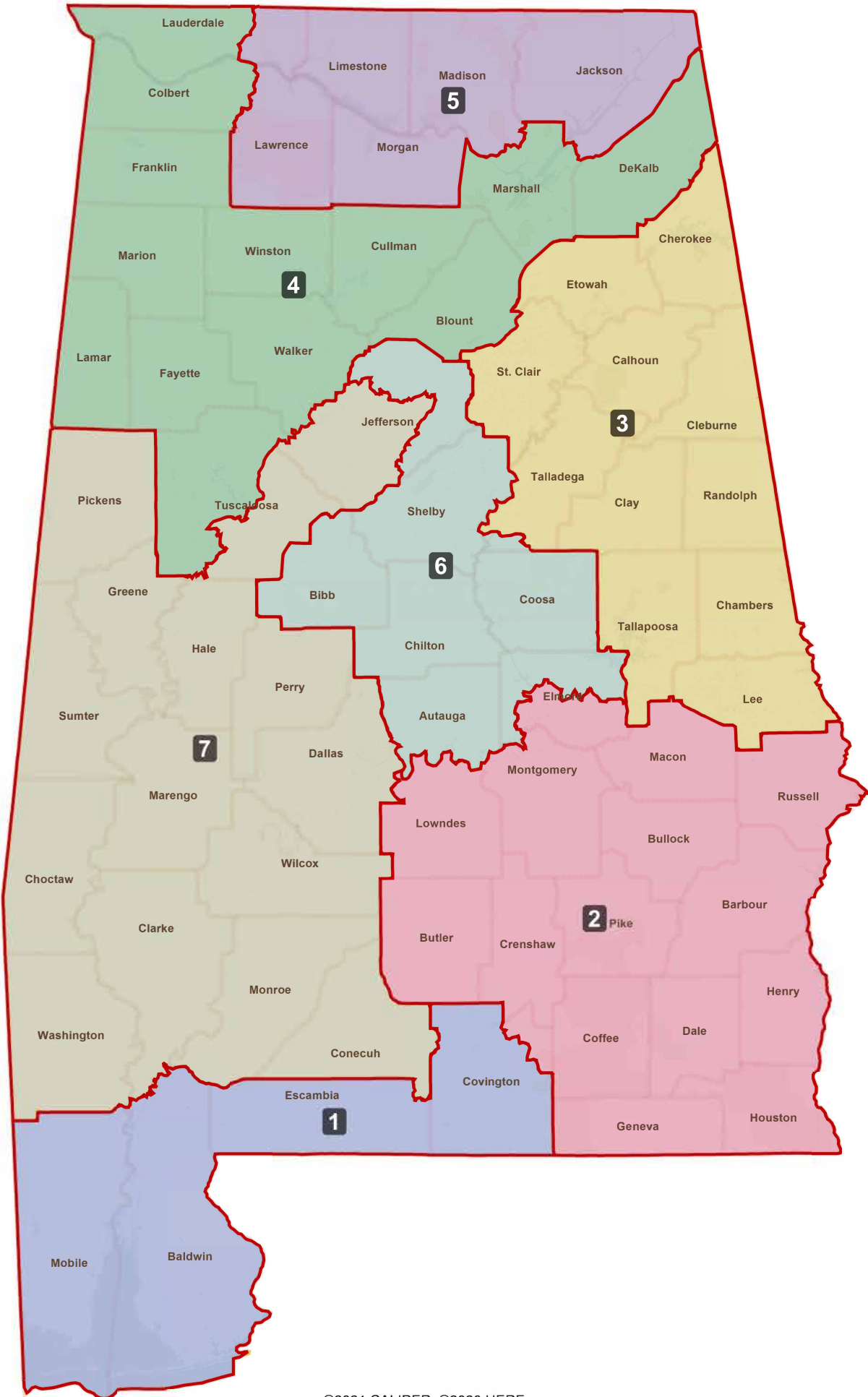
ref 4
 VOTE FOR ONE 1
 Yes (IND) 115,376 62.01
 No (IND). 70,670 37.99

ref 5
 VOTE FOR ONE 1
 Yes (IND) 86,324 47.71
 No (IND). 94,607 52.29

Exhibit 5

Exhibit
Def 1

Livingston Congressional Plan 3-2023



Alabama 717,754

District Selector

District	Population	Deviation
1	717,754	0
2	717,755	1
3	717,754	0
4	717,754	0
5	717,754	0
6	717,754	0
7	717,754	0

Colors

Districts Only Current

Map Colors Partisan Lean

Demographics

Precincts

Partisan Lean Swing

Demographics

Opacity

Overlays

Map Racial Dot

District Lines Labels

Precinct Lines Labels

County Lines Labels

City Lines Labels

Landmarks

Custom Overlays

Overlays

No overlays added

County Precinct City Block

Tools

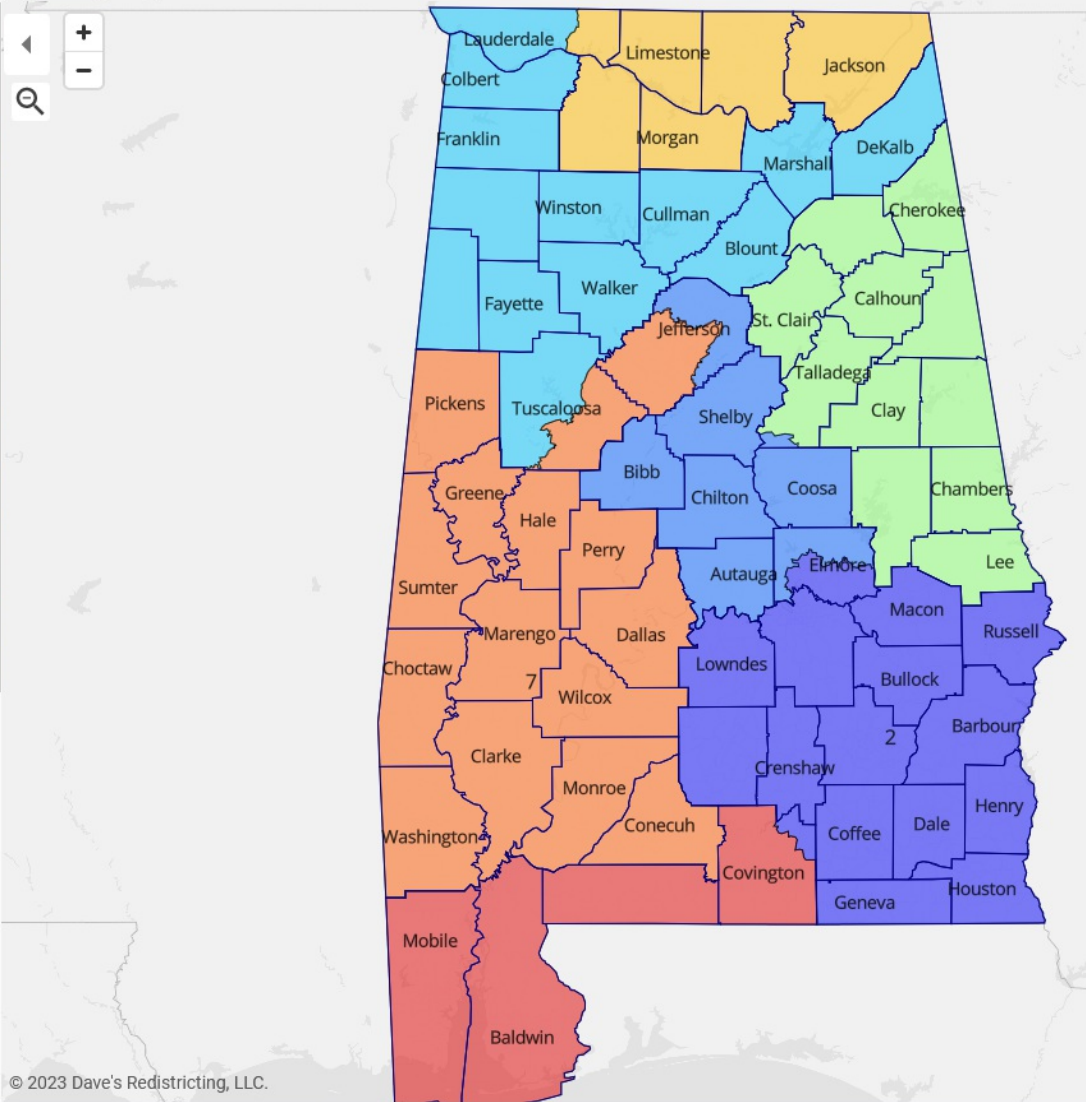
District Details



















1

Total Population 2020		
Pop	%	
Total	717,754	100.0%
White	462,966	64.5%
Hispanic	27,476	3.8%
Black	189,894	26.5%
Asian	14,686	2.0%
Native	22,041	3.1%
Pacific	1,003	0.1%

Voting Age Pop 2020		
Pop	%	
Total	557,393	100.0%
White	373,897	67.1%
Hispanic	18,188	3.3%
Black	137,268	24.6%
Asian	10,410	1.9%
Native	16,424	2.9%
Pacific	651	0.1%

Composite 2016-2020		
Votes	%	
Democratic	100,364	37.7%
Republican	163,528	61.4%
Other	2,574	1.0%



Population			Shapes		Partisan Lean			Demographics (VAP)							DOWNLOAD
ID ↑	Total	+/-			Dem	Rep	Oth	Total	White	Minority	Hispanic	Black	Asian	Native	Pacific
Un	0				0%	0%	0%	0	0%	0%	0%	0%	0%	0%	0%
1	717,754	-0%			37.66%	61.37%	0.97%	557,393	67.08%	32.92%	3.26%	24.63%	1.87%	2.95%	0.12%
2	717,755	0%			47.11%	52.18%	0.71%	559,067	52.5%	47.5%	3.74%	39.93%	2.21%	1.9%	0.17%
3	717,754	-0%			31.89%	67.2%	0.91%	564,595	71.76%	28.24%	3.12%	20.7%	2.12%	2.26%	0.1%
4	717,754	-0%			21.95%	77.24%	0.81%	555,217	82.83%	17.17%	6.1%	7.22%	0.83%	3.11%	0.1%
5	717,754	-0%			37.97%	60.49%	1.54%	560,406	70.27%	29.73%	5.3%	18.33%	2.51%	3.63%	0.18%
6	717,754	-0%			34.94%	63.69%	1.37%	552,230	71.65%	28.35%	4.68%	19.26%	2.19%	2.12%	0.1%
7	717,754	-0%			63.66%	35.66%	0.68%	568,258	42.7%	57.3%	3.66%	50.65%	1.67%	1.58%	0.11%
	717,754	0%			39.62%	59.38%	1.01%	559,595	65.47%	34.53%	4.26%	25.9%	1.91%	2.5%	0.12%

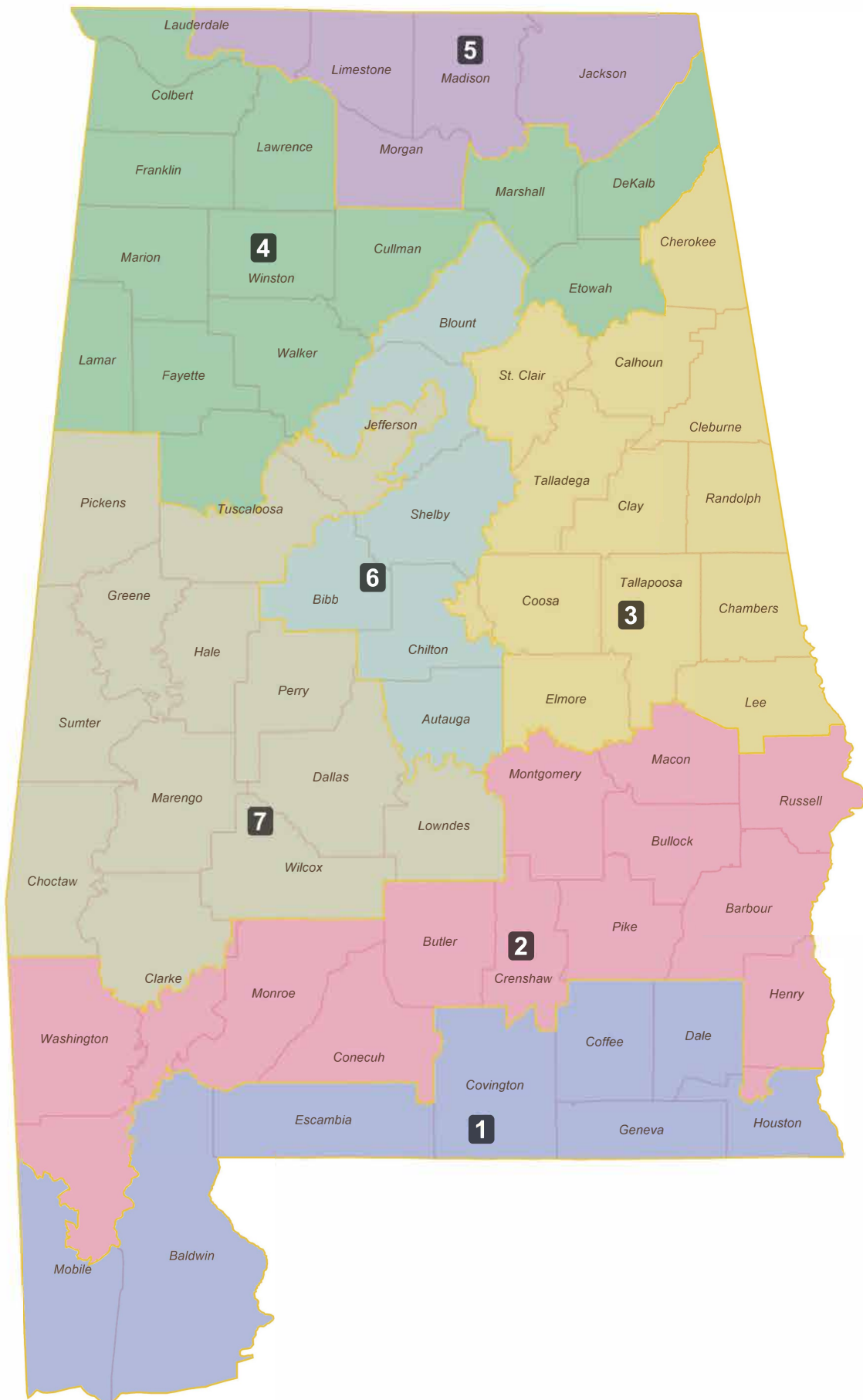
- Notes**
- Precinct Shapes: Census 2020
 - Total Population: Census 2020
 - Voting Age Population: Census 2020
 - Election Result: Composite of 2016 Pres, 2020 Pres, 2017 Sen, 2020 Sen, 2018 Gov, 2018 AG
 - The 0% population deviation is within the 0.75% threshold tolerated by the courts.
 - Five districts lean Republican, one leans Democratic, and one falls in the 45–55% competitive range.
 - There is one majority-minority district.

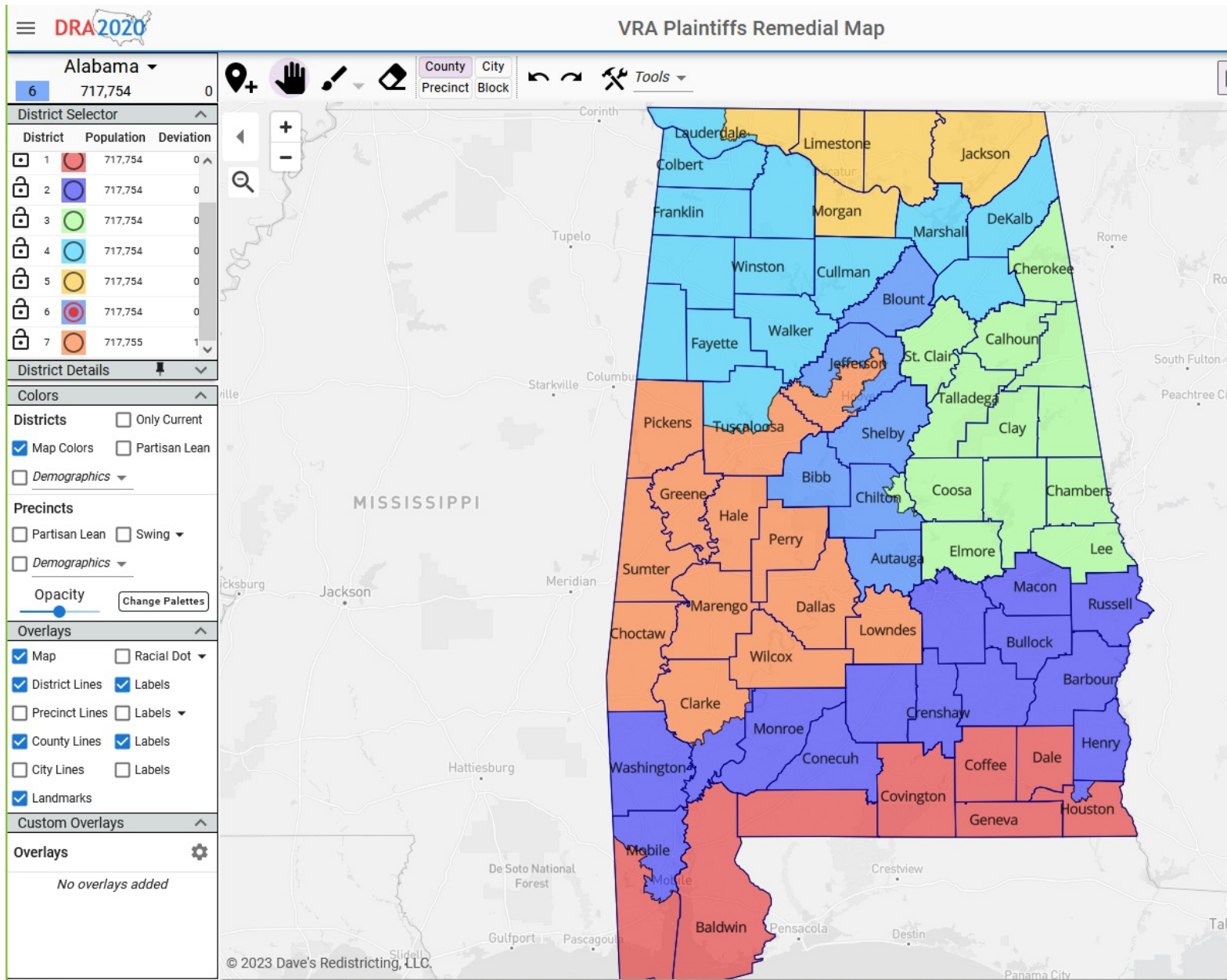
[Back to top](#)



















Exhibit 8

Exhibit
Def 2

Figures Congressional Plan 1-2023





ID ↑	Population		Shapes		Partisan Lean			Demographics (VAP)							DOWNLOAD	
	Total	+/-			Dem	Rep	Oth	Total	White	Minority	Hispanic	Black	Asian	Native		Pacific
Un	0				0%	0%	0%	0	0%	0%	0%	0%	0%	0%	0%	0%
1	717,754	-0%			26.34%	72.71%	0.94%	558,142	75.87%	24.13%	4%	14.92%	1.98%	2.98%	0.15%	
2	717,754	-0%			58.07%	41.23%	0.7%	557,855	43.23%	56.77%	2.91%	50.08%	2.06%	2.05%	0.13%	
3	717,754	-0%			31.7%	67.41%	0.89%	565,115	71.14%	28.86%	2.95%	21.56%	2.1%	2.15%	0.11%	
4	717,754	-0%			22.36%	76.85%	0.79%	556,133	82.41%	17.59%	5.66%	7.7%	0.82%	3.52%	0.09%	
5	717,754	-0%			37.92%	60.51%	1.57%	561,187	70.89%	29.11%	5.28%	18.06%	2.53%	3.27%	0.18%	
6	717,754	-0%			31.55%	67.02%	1.43%	554,731	76.15%	23.85%	4.99%	14.13%	2.34%	2.23%	0.1%	
7	717,755	0%			67.68%	31.66%	0.67%	564,003	38.89%	61.11%	4.04%	54.5%	1.56%	1.35%	0.11%	
	717,754	0%			39.62%	59.38%	1.01%	559,595	65.47%	34.53%	4.26%	25.9%	1.91%	2.5%	0.12%	

- Notes**
- Precinct Shapes: Census 2020
 - Total Population: Census 2020
 - Voting Age Population: Census 2020
 - Election Result: Composite of 2016 Pres, 2020 Pres, 2017 Sen, 2020 Sen, 2018 Gov, 2018 AG
 - The 0% population deviation is within the 0.75% threshold tolerated by the courts.
 - Five districts lean Republican, two lean Democratic, and none fall in the 45–55% competitive range.
 - There are two majority-minority districts.